

**KARLSSON**  
QUALITY TIME

# **KA6015 Alarm Clock Modern Cuckoo**



## **KARLSSON KA6015 Alarm Clock Modern Cuckoo Instruction Manual**

[Home](#) » [KARLSSON](#) » **KARLSSON KA6015 Alarm Clock Modern Cuckoo Instruction Manual** 

### **Contents**

- [1 KARLSSON KA6015 Alarm Clock Modern Cuckoo](#)
- [2 PRODUCT USING INSTRUCTIONS](#)
- [3 Specifications](#)
- [4 FAQs](#)
- [5 CONTACT INFORMATION](#)
- [6 Documents / Resources](#)
  - [6.1 References](#)
- [7 Related Posts](#)


**KARLSSON**  
QUALITY TIME

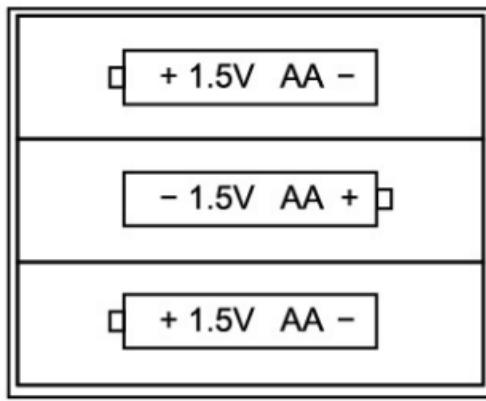
**KARLSSON KA6015 Alarm Clock Modern Cuckoo**



## PRODUCT USING INSTRUCTIONS

### Inserting Batteries

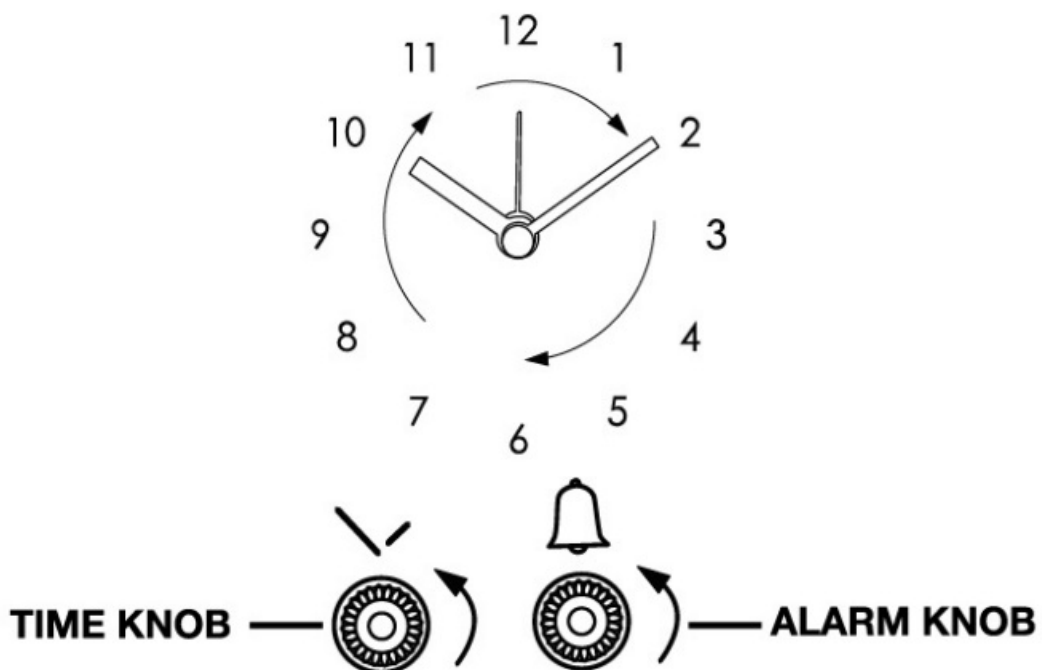




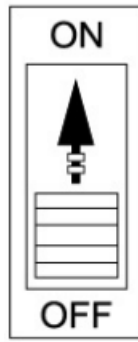
- Open the battery cover (batteries are not included).
- Put in 3 batteries, and make sure the +/- ends match the illustration.
- The light will turn on and the cuckoo will chime for 3 seconds to show power is on.
- Close the battery cover after the batteries are in correctly.
  - +1.5V AA –
  - -1.5V AA +
  - +1.5V AA –
  - x 3

#### TIME:

- Turn the time setting knob in the direction of the arrow to set the current time.
- DON'T TOUCH THE CLOCK HANDS DIRECTLY.



#### ALARM:

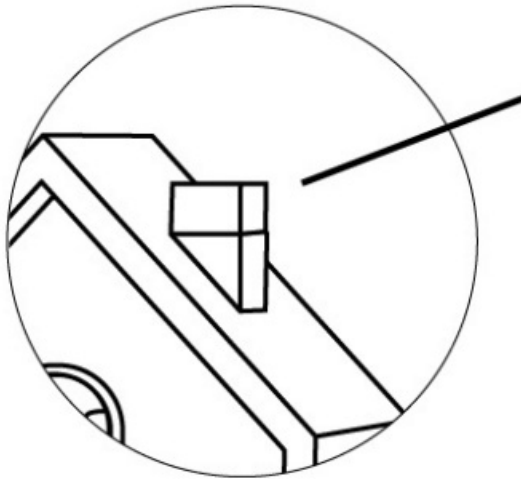


- Turn the alarm setting knob in the direction of the arrow to set the alarm time. Switch the alarm to "ON".

#### **ON/OFF SWITCH:**

- When the alarm is on, switch it off to make the cuckoo fly back and stop chiming.

#### **SNOOZE BUTTON**




#### **• WHEN THE ALARM IS OFF:**

- Press the snooze button to stop the cuckoo from chiming or moving.

#### **• When the alarm is on:**

- Press the snooze button to make the cuckoo fly back and stop chiming. The alarm will resume after 5 minutes.

#### **DEMO BUTTON:**



- Press DEMO to make the cuckoo fly out and chime. It will fly back and stop chiming afterward.
- **NOTE:** ALL BUTTONS ARE DISABLED DURING DEMO MODE.



Specifications

Material	PE-LD, PAP
Compliance	RoHS, CE
Dimensions	148x210mm

FAQs

What type of batteries does the clock use?

The clock uses 3 AA batteries.

The clock uses 3 AA batteries.

Use the time setting knob and turn it in the direction of the arrow.

How can I stop the cuckoo from chiming?

Use the snooze button when the alarm is off.

What happens in demo mode?


The cuckoo will fly out and chime, but all other buttons are disabled.

CONTACT INFORMATION

- Karlsson is a trademark of Present Time®

- Present Time
- Televisieweg 16
- 1322 AL Almere
- The Netherlands
- [www.presenttime.com](http://www.presenttime.com).

## Documents / Resources

	<p><a href="#">KARLSSON KA6015 Alarm Clock Modern Cuckoo</a> [pdf] Instruction Manual KA6015, KA6015 Alarm Clock Modern Cuckoo, Alarm Clock Modern Cuckoo, Clock Modern Cuckoo, Modern Cuckoo, Cuckoo</p>
---	---

## References

- [User Manual](#)

### Manuals+ Privacy Policy

This website is an independent publication and is neither affiliated with nor endorsed by any of the trademark owners. The "Bluetooth®" word mark and logos are registered trademarks owned by Bluetooth SIG, Inc. The "Wi-Fi®" word mark and logos are registered trademarks owned by the Wi-Fi Alliance. Any use of these marks on this website does not imply any affiliation with or endorsement.