

**Contents** [ [hide](#) ]

- [1 KARLSSON KA5899 Boxed LED Alarm Clock](#)
- [2 Specifications](#)
- [3 PRODUCT OVERVIEW](#)
- [4 Product Usage Instruction](#)
- [5 FAQs](#)
- [6 Documents / Resources](#)
  - [6.1 References](#)

**KARLSSON**  
QUALITY TIME

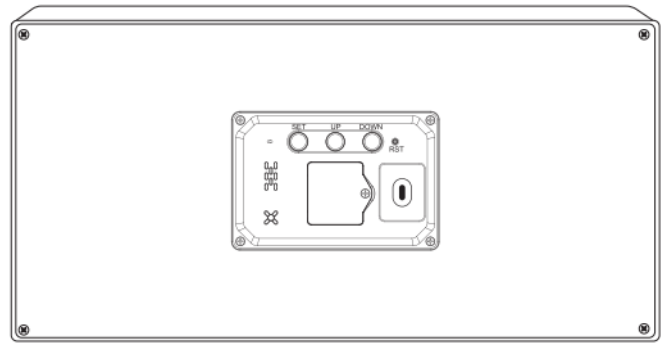

## KARLSSON KA5899 Boxed LED Alarm Clock



### Specifications

- **Power Supply:** 1.5m USB-C cable (5V/1A USB adapter excluded)
- **Material:** MDF and PVC
- **Usage:** Home decoration

# PRODUCT OVERVIEW



## Product Usage Instruction

### Hourly Format

Press the down button to switch between the 12-hour and 24-hour systems. In a 12-hour format, a PM light is displayed from noon to midnight.

### Matters Needing Attention

- Use only a 5V/1A USB adapter for power supply.
- Keep the clock and power cord out of reach of infants and children.
- Seek medical attention immediately if any small part is swallowed.

### Hour Setting

- Long-press the set key to enter the setting mode.
- Adjust the hour by using the up and down keys when the hour number flashes.

### Minute Setting

- Press the set key to enter the minute setting mode after the hour is set.
- Adjust the minute by using the up and down keys when the minute number flashes.
- The setting interface will exit automatically if there is no operation within 15 seconds.

### Power Failure

- If the clock does not run normally during a power failure, check the CR2032 battery status or replace it if needed.

## **MATTERS NEEDING ATTENTION**

For power, only use a 5V/1A USB adapter with this product. Danger Warning: Use an adapter within the standard voltage range. Keep the clock and power cord out of reach of infants

and children. If you swallow any small part, seek medical attention immediately. If the clock does not run normally during a power failure, check whether the battery (CR2032) is installed or if it may be out of power. Replace the battery promptly if needed.

### **Warning**

- Do not use near flammable objects or heat sources.
- Avoid using it in high-temperature or high-humidity environments.
- Do not disassemble or modify the product. Handle with care to prevent breakage.

### **Warranty**

There is a two-year warranty against manufacturing defects on all Karlsson clocks, valid from the date of purchase.

### **Maintenance**

A soft cloth may be used to clean your clock. Do not use corrosive cleaners or chemical solutions on the clock.

### **WEEE Symbol**

EN The crossed-out wheeled bin symbol indicates that the item should be disposed of separately from household waste. The item should be handed in for recycling by the local environmental regulations for waste disposal.

Karlsson is a trademark of Present Time@Televisieweg 16, 1322 AL, Almere

[www.presenttime.com](http://www.presenttime.com)

### **FAQs**

**Q: Can I use any USB adapter with the clock?**

A: No, only use a 5V/1A USB adapter with this product for power supply to avoid

damage.


**Q: How do I switch between 12-hour and 24-hour formats?**

A: Press the down button to toggle between the two formats.

**Q: What should I do if the clock stops during a power failure?**

A: Check the CR2032 battery status or replace it if needed.


## Documents / Resources

	<a href="#">KARLSSON KA5899 Boxed LED Alarm Clock [pdf]</a> Instruction Manual KA5899DW, KA5899WD, KA5899 Boxed LED Alarm Clock, KA5899, KA5899 Alarm Clock, Boxed LED Alarm Clock, Boxed LED Alarm, Boxed LED Clock, Alarm Clock, Alarm, Clock
---	--

## References

- [User Manual](#)

 KARLSSON

 Alarm, Alarm Clock, Boxed LED Alarm, Boxed LED Alarm Clock, Boxed LED Clock, Clock, KA5899, KA5899 Alarm Clock, KA5899 Boxed LED Alarm Clock, KA5899DW, KA5899WD, KARLSSON

---

## Leave a comment

Your email address will not be published. Required fields are marked \*

Comment \*

Name

Email

Website

☐ Save my name, email, and website in this browser for the next time I comment.

**Post Comment**

**Search:**

e.g. whirlpool wrf535swhz

**Search**

[Manuals+](#) | [Upload](#) | [Deep Search](#) | [Privacy Policy](#) | [@manuals.plus](#) | [YouTube](#)

This website is an independent publication and is neither affiliated with nor endorsed by any of the trademark owners. The "Bluetooth®" word mark and logos are registered trademarks owned by Bluetooth SIG, Inc. The "Wi-Fi®" word mark and logos are registered trademarks owned by the Wi-Fi Alliance. Any use of these marks on this website does not imply any affiliation with or endorsement.