



kardex Cost of Accuracy Calculation User Guide

[Home](#) » [Kardex](#) » kardex Cost of Accuracy Calculation User Guide 

Contents

- 1 kardex Cost of Accuracy Calculation
- 2 Order accuracy: What is a mispick?
- 3 Savings from fewer mispicks
- 4 Increasing accuracy with ASRS
- 5 About Kardex
- 6 Documents / Resources
 - 6.1 References

kardex

kardex Cost of Accuracy Calculation



Order accuracy: What is a mispick?

Most order fulfillment operations manually selecting required products to fill a customer order have experienced picking errors. That's because humans are prone to making mistakes.

Picking involves much more than grabbing an item off a static storage rack or shelf. In the typical manual distribution center, picking means an operator receives a paper list of instructions about what to pick and where, travels to the correct storage location, locates the correct item within that storage location, refers to the paper pick list to determine the number of items required from that pick face, picks the items, confirms the pick by marking the paper, then delivers the items for packing.

All of those steps are fraught with potential for error. Factor in increasing fatigue as an operator walks through a warehouse again and again throughout a shift, and the typically less-than-optimal lighting in most facilities, and it's easy to see why picking mistakes happen. These picking mistakes, or mispicks, come in a variety of types. Among them:



False article as a substitute
or in addition to the correct
products



Wrong quantity
(short pick or over pick)



Omission error: an order
line item has been forgotten



Condition error: damaged
products or improperly
labeled articles¹

So, while most operations understand mistakes will happen, very few have taken the time to calculate the true cost of those mispicks, and how they impact the bottom line. This white paper outlines a calculation for estimating the true cost of mispicks in order fulfillment to an operation. It also presents technology solutions to improve pick accuracy and shares a calculation for determining the savings they can deliver.



Doing the math: How much does a mispick cost?

- A survey of 250 supply chain and distribution managers across the United States, United Kingdom, France and Germany – conducted by research company Vanson Bourne, – found “distribution centers are losing an average of nearly € 360,000 per year due to mispicks.”²
- The cost of a picking mistake includes not only the cost of the item, but also the expenses to ship it back, processing the item, returning it to stock and potential loss of customer satisfaction. Further time is lost in correcting the mistake by picking, packing and shipping the correct item back to the customer.
- An estimated 35 percent of facilities experience ongoing mispick rates of 1 percent or more while another 19 percent of facilities don’t even measure mispicks.³ Although 1 percent sounds like a slim margin for improvement, it adds up quickly, as illustrated here:
- A facility picking 250 lines per hour, averaging three SKUs per order, and running one 8-hour shift per day picks 6,000 items daily. If 1 percent of those picks are incorrect, that translates to 60 mispicks. The cost of each mispick... can average as much as € 100 apiece, or more. Therefore, 60 mispicks equal € 6,000 in lost revenue a day.



Distribution centers are losing an average of nearly €360,000 per year due to mispicks



Cost of a picking mistake includes not only the cost of the item, but also the shipping, processing, returning and customer satisfaction



An estimated 35 percent of facilities experience ongoing mispick rates of 1 percent or more

Reducing mispicks: Light-directed solutions boost picking accuracy

Automated, goods-to-person storage and retrieval systems (ASRS) —such as Horizontal Carousel Modules (HCMs), Vertical Carousel Modules (VCMs), Vertical Lift Modules (VLMs) and Vertical Buffer Modules (VBMs) — deliver items directly to an operator, eliminating walk and search time, as well as fatigue. In addition to delivering the items directly to the operator, ASRS can be equipped with light-directed picking features which reduce human error by helping operators with four basic functions:

1. Picking a specific or active item
2. Putting an item in an active order or location
3. Communicating a message such as a quantity or description of the item
4. Completing the pick and moving on to the next pick

Light-directed picking technologies have evolved into complete message centers that communicate to the operator the precise area within the unit of the item to be picked, display the part number or description, pinpoint the exact location, direct either picking or storage and indicate the required quantity. Not only do these devices dramatically reduce picking mistakes, but they also lead to happier customers who are more likely to buy again.




Light-directed technologies

To increase picking accuracy up to 99.9%, the following light-directed technologies can be added to automated storage and retrieval systems:

Display LED-Navigator


Integrated with VCMs and VLMs, this dynamic pick-to-light technology displays information for the operator. It uses light as a communication tool to provide part descriptions, quantities and other messages to help an operator select the correct item and amount for order fulfillment.



Watch our video about the Display-LED Navigator

Light pointer

Used with VLMs or VBMs, this system deploys an LED or laser light mounted on a slider that moves on a guiding system within the access opening of the unit. Software-driven, the light pointer also swivels to project the light beam in the depth direction of the machine to illuminate any position within the storage tray or tote. The light identifies the precise location of the item to be picked or replenished, eliminating search time.



Position Indicator Vario

The position indicator Vario is incorporated into the access opening of Vertical Lift Modules. The indicator simultaneously shows the horizontal retrieval position as well as the depth position where the required storage goods are located.


Position Indicator LED

Incorporated into the access openings of both Vertical Lift Modules and Vertical Carousel Modules, or next to the access opening of a Horizontal Carousel Module, these LED lights illuminate in alignment with the position of the required item where it is stored in the tray or on a shelf.

Put/Batch Lights

These light-directed picking modules direct an operator to put or store items in a specific or active location when replenishing stock. They can also be used for order consolidation, batch picking and sortation at workstations located near the ASRS.

In addition to these light-directed technologies, automated storage and retrieval systems can also incorporate radio-frequency (RF) scanners for barcode verification of picked items, voice-directed picking modules that give verbal commands to operators wearing a head-set or scales that verify the correct number of small parts have been picked based on their weight.



Position Indicator LED



Put/Batch Lights

Intuitive Picking Assistant

Kardex's latest innovation, Intuitive Picking Assistant, follows the "Natural User Interface" trend. This trend describes the interaction between human and machine within a technically or naturally existing environment. This means that operations at a picking station are performed without the need for an additional display or keyboard. Workers are guided intuitively and receive confirmation for each step. The Intuitive Picking Assistant offers fast, error-free picking as well as ergonomics.

During the operation process, all relevant picking information, such as the item to be picked, picking position in the bin and quantity, are displayed. A 3D camera recognizes the hand position of the operator. This enables the virtual display to be operated, and the removal of an incorrect item is detected and reported back to the operator.



Light-directed picking system add-ons that dramatically reduce mispicks

	Capabilities			Integrates With			
	Picking	Putting	Message	HCM	VCM	VLM	VBM
Display LED-Navigator	x	x	x		x	x	
Light pointer	x	x				x	x
Position Indicator Vario	x	x				x	
Position Indicator LED	x	x		x	x	x	
Put/Batch Lights		x	x	x	x	x	x
Intuitive Picking Assistant	x	x	x				x

Savings from fewer mispicks

Increasing pick accuracy, even by less than a percent, will not only contribute to a dramatic reduction in picking mistakes, but it will also result in tremendous cost savings. Further, customer satisfaction will improve, likely leading to an increase in repeat purchases. Just how much cost savings can result from using automated storage systems that incorporate light-directed picking technologies? The table below shares two examples of the cost savings that can be gained by reducing pick error from 1% to 0.1%. Reducing the mispick rate even slightly yields a 90% cost savings.

Calculate the savings from fewer mispicks

	1% mispick rate	0.1% mispick rate
Lines per Hour	250	250
Average SKUs/Order	× 3	× 3
SKUs Picked per Hour	= 750	= 750
One 8 Hour Shift	× 8	× 8
SKUs Picked per Day	= 6,000	= 6,000
Mispick Rate	× 1%	× 0.1%
Mispicks per Day	= 60	= 6
Average Cost of a Mispick	× €100	× €100
Total Lost Revenue per Day	= €6,000	= €600
Working Days per Year	× 260	× 260
Total Lost Revenue per Year with 0.1% Mispick Rate	= €1,560,000	= €156,000
Savings per Year Between 1% and 0.1% Mispick Rate		€1,404,000 90% Cost Savings

Integrate inventory control software

To achieve the highest degree of picking accuracy, integrating inventory management software with an ASRS enables smart functionality such as inventory monitoring. In addition to keeping track of the contents stored within the machine, the software also interfaces with a facility's warehouse management system (WMS) and enterprise resource planning (ERP) systems. This function allows managers to closely monitor stock levels in real time – and potentially eliminate physical counts – for better inventory control.

For example, in systems equipped with an RF barcode scanner, the operator can be required to scan each picked item. The data captured by the scanner is relayed to the inventory control software, which verifies that the picked part is the same one required by the order. This barcode recognition feature can also be used when replenishing inventory in the system. During restocking, the operator scans both the item and its destination to verify placement into the correct storage location. Adding scanning to a storage and retrieval system ensures additional accuracy in order picking and SKU replenishment, significantly reducing mispicks.



Use barcode scanners

Likewise, for operations that stock a few high value items, or regulated products requiring tighter control, the software can be configured to require a barcode scan only when triggered by certain parameters. Qualifiers can be limited to certain transactions, product types or item storage locations, selectively boosting accuracy and control without sacrificing pick speed. For facilities requiring an operator to match part numbers or pick items from a specific batch, lot or serial number—visual verification can be tedious, time consuming and error-prone. For these applications, barcode scanning can be used to verify with the inventory management software the correct item has been picked, saving time and ensuring accuracy. Finally, in highly regulated industries such as medical device, healthcare and pharmaceuticals, the same software functionality can be leveraged for its track-and-trace capabilities. That's because the software maintains a record of the item, the date it was picked, the operator who picked it and the order it fulfilled. Should a defect be identified, or a recall required, the software can quickly determine the locations of both stocked and shipped products.



Increasing accuracy with ASRS

Jazz Aviation

The 641 m² maintenance stockroom for Jazz Aviation, in Toronto, Ontario, is responsible for around-the-clock repairs to the airline's fleet of 125 planes. That means the facility must keep close watch over the 20,000 SKUs in inventory.

Safety is the top priority at Jazz. The protection of inventory is crucial to keeping airplanes at peak performance. To secure parts and keep better track of them, the company consolidated half of its total SKUs into two Vertical Lift Module Kardex Shuttles. Integrating inventory management software ensures all transactions are logged and traceable, keeping airplanes and passengers safe. Every SKU received into inventory has a batch, or lot, number. The batch number must be traceable throughout the distribution channel, because it is crucial to know what part number and batch number was used in each airplane. Upon picking, the operator must pick a specific part and a specific batch number. This allows Jazz to trace what batch number is put into each order and used on each plane. To verify the pick based on the batch number, the operator scans the part before it goes into the order tote, ensuring they have picked not only the right part number, but also the correct batch number. Due to the batch picking and validation process, accuracy has increased to more than 99%.

GPV




As one of the largest electronics manufacturing services (EMS) providers in the world, GPV helps industrial companies optimize their value chains and improve their competitiveness. As a global company, Kardex has implemented ASRS for GPV on several sites. Lately, GPV needed to modernize their facility in Västerås, Sweden, and gradually replace their older storage units with new fourteen VLM Kardex Shuttles to save additional space, improve stock accuracy, and safely store customer-owned materials.

The VLMs are combined with the Kardex Power Pick System, including Kardex Color Pick System. In addition, the machines are equipped with Display LED-Navigators and laser pointers. The VLMs operate on the 'goods-to-person' principle, delivering a tray with the needed inventory directly to the operator. The Display LED-Navigator indicates exactly how many items to pick, and the laser pointer further helps to show the operator where the items are located.

The implemented solution has resulted in an impressive 200% increase in picking efficiency, higher picking precision and safer, more compact storage of valuable items.

Christie



About Kardex

Kardex is a leading intralogistics solution provider of automated storage, retrieval, and material handling systems. With two entrepreneurially managed divisions, Kardex Remstar and Kardex Mlog, as well as Corporate Ventures (Rocket Solution, SumoBox, Kardex AutoStore Solutions) offering complimentary cutting-edge technology, Kardex developed into a global industry partner. Kardex Remstar is a global market leader for dynamic storage, retrieval, and material handling solutions. Kardex Mlog has a leading position in Central Europe for stacker cranes, conveyor systems, and automated material handling systems. The two divisions are unified under a strong group brand and are partners for their customers over the entire life cycle of a solution. This begins with the assessment of customer requirements and continues through planning, realization and maintenance of customer- specific systems.


Contact a specialist

Bibliographical references

1. Tobias Rammelmeier, et al. "Active Prevention of Picking Errors by Employing Pick-by-Vision," accessed, May 5, 2021, http://mediatum.ub.tum.de/doc/1188188/fml_20131230_379_export.pdf
2. "Unlocking Hidden Cost in the Distribution Center," accessed May 5, 2021
<https://country.honeywellaidc.com/CatalogDocuments/unlocking-hidden-costs-distribution-center-research-paper-A4.pdf>
3. "The Cost of a Mispick: Improve the Bottom Line by Reducing Errors," accessed May 5, 2021
<https://www.erpsoftwareblog.com/2018/01/cost-mispick-improve-bottom-line-reducing-errors/>

kardex.com

Documents / Resources



[kardex Cost of Accuracy Calculation](#) [pdf] User Guide
Cost of Accuracy Calculation, Accuracy Calculation, Calculation

References

- [User Manual](#)

Manuals+, Privacy Policy

This website is an independent publication and is neither affiliated with nor endorsed by any of the trademark owners. The "Bluetooth®" word mark and logos are registered trademarks owned by Bluetooth SIG, Inc. The "Wi-Fi®" word mark and logos are registered trademarks owned by the Wi-Fi Alliance. Any use of these marks on this website does not imply any affiliation with or endorsement.