

KARCHER S6 Twin Push Floor Sweeper



KARCHER S6 Twin Push Floor Sweeper Instructions

[Home](#) » [Karcher](#) » KARCHER S6 Twin Push Floor Sweeper Instructions 

Contents

- [1 KARCHER S6 Twin Push Floor Sweeper](#)
- [2 ASSEMBLY INSTRUCTION](#)
- [3 Documents / Resources](#)
 - [3.1 References](#)
- [4 Related Posts](#)



KARCHER S6 Twin Push Floor Sweeper



www.kaercher.com/dealersearch



www.kaercher.com/dealersearch

S6



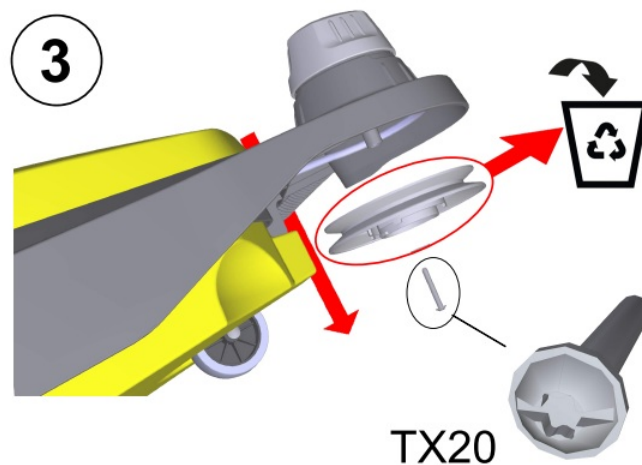
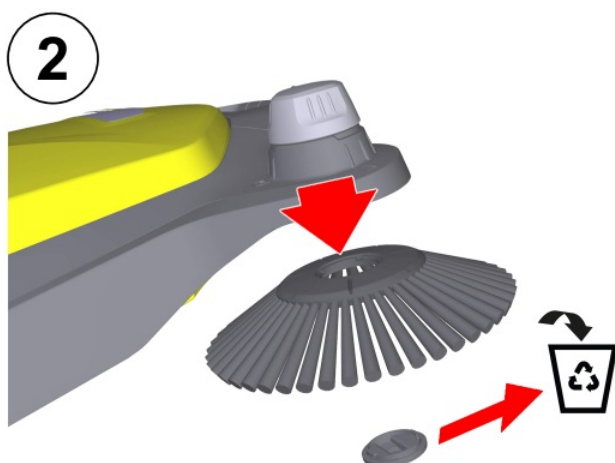
1x R

S6 Twin

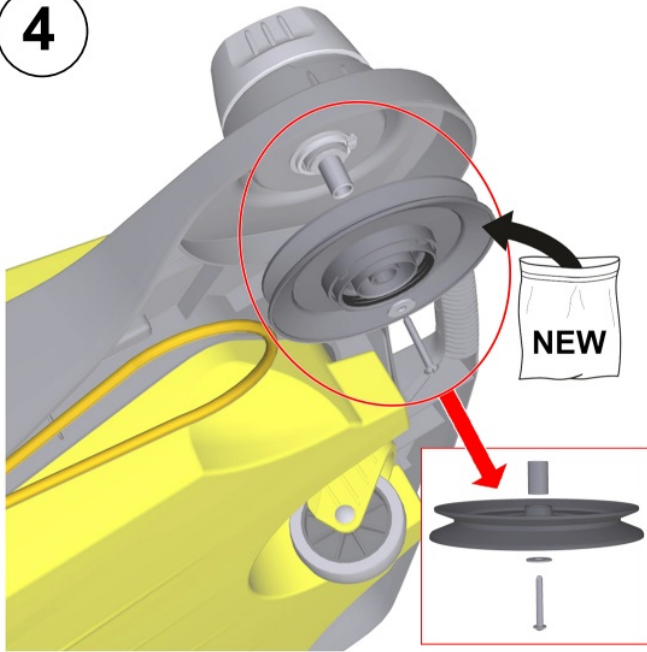


2x R+L

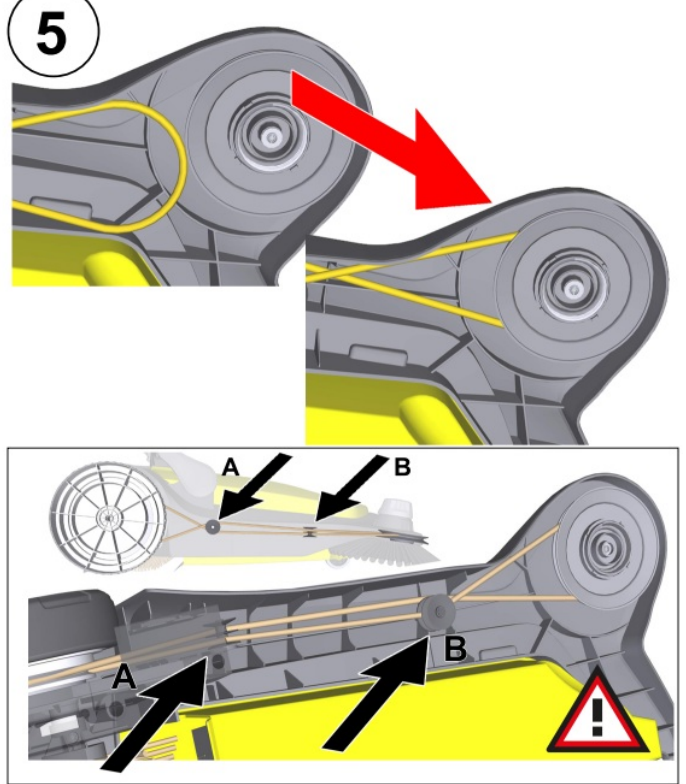
ASSEMBLY INSTRUCTION



4

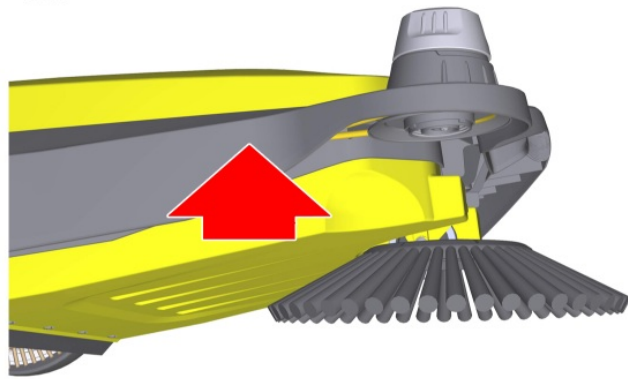


5

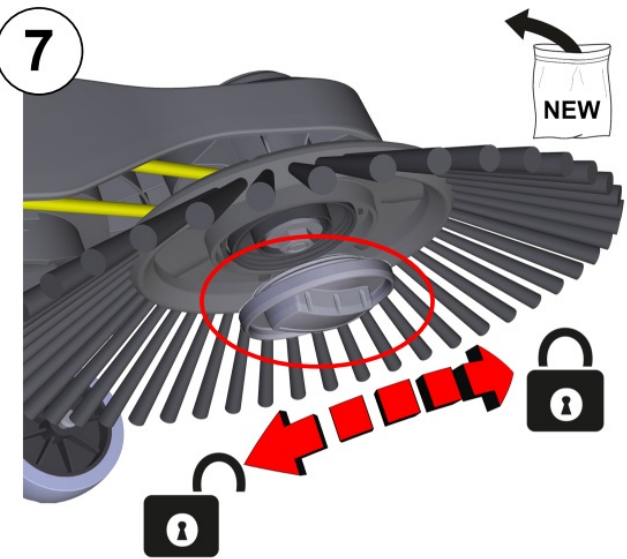


4

6



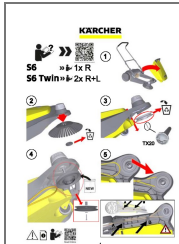
7



8



Documents / Resources



[KARCHER S6 Twin Push Floor Sweeper](#) [pdf] Instructions

S6 Twin Push Floor Sweeper, S6, Twin Push Floor Sweeper, Push Floor Sweeper, Floor Sweeper, Sweeper

References

- [User Manual](#)

[Manuals+](#), [Privacy Policy](#)

This website is an independent publication and is neither affiliated with nor endorsed by any of the trademark owners. The "Bluetooth®" word mark and logos are registered trademarks owned by Bluetooth SIG, Inc. The "Wi-Fi®" word mark and logos are registered trademarks owned by the Wi-Fi Alliance. Any use of these marks on this website does not imply any affiliation with or endorsement.