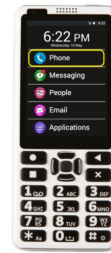




SmartVision3 Smart Phone Android Release note



kapsys SmartVision3 Smart Phone Android Release note Instructions

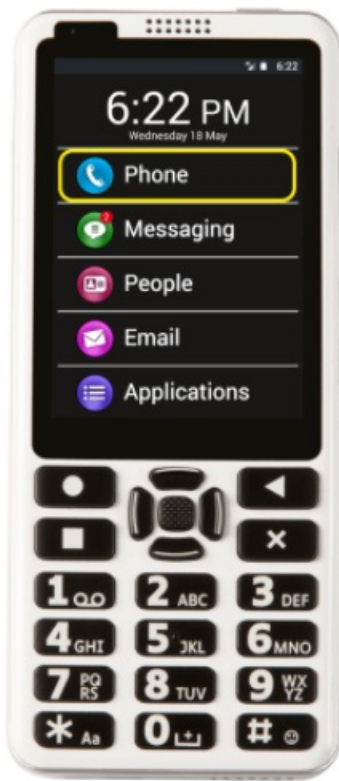
[Home](#) » [kapsys](#) » kapsys SmartVision3 Smart Phone Android Release note Instructions 

Contents

- 1 kapsys SmartVision3 Smart Phone Android Release note
- 2 Product Information
- 3 Product Usage Instructions
- 4 Frequently Asked Questions
- 5 Software Update Process
- 6 System improvements
- 7 Application Improvements
- 8 Other Apps
- 9 Documents / Resources
 - 9.1 References
- 10 Related Posts



kapsys SmartVision3 Smart Phone Android Release note



Product Information

Specifications:

- **Model:** SmartVision3
- Software Update Process
- **System Improvements:**
 - Bug fixes and performance improvement
 - Translation and vocalization improvement
 - Edit box content is retained when changing virtual keyboards
 - Google text-to-speech voices updated
 - The new keyboard shortcut for the TalkBack function
 - Improved restoration of accessibility features
 - Bug fix for random navigation issue when launching applications
- **Application Improvements:**
 - Performance enhancement
 - Improved recording quality with new codec
 - Corrected announcement related to sidewalk direction
 - MP3 conversion for audiobooks in Daisy format
 - Stop on exit option added for application menu
 - Speaker item selected by default on call screen for hands-free mode
 - No return to the home screen during incoming calls until accepted/rejected
 - Alphabetical sorting of contacts in Favorites

Product Usage Instructions

Software Update Process:

1. Ensure the device is connected to the internet.
2. Navigate to the Settings menu on the SmartVision3.
3. Locate the Software Update section.
4. Check for available updates and follow the on-screen instructions to download and install.
5. Restart the device if required after the update process completes.

Application Usage:

1. Launch the desired application from the home screen.
2. Explore the improved performance and features of the application.
3. Utilize new functionalities such as MP3 conversion and enhanced recording quality.
4. Adjust settings like the Stop on exit option and default selection on the call screen as needed.

Frequently Asked Questions

Q: How do I convert an audiobook to MP3 in Daisy format?

A: To convert an audiobook to MP3 in Daisy format, firstly archive the MP3 files constituting the book.

Q: How can I ensure the edit box content is not deleted when changing virtual keyboards?

A: Use the `Star + 7` shortcut for KAPSYS Keyboard and the `Star + 8` shortcut for Android Keyboard to switch keyboards without deleting edit box content.

Q: How do I enable/disable the TalkBack function using the keyboard shortcut?

A: The keyboard shortcut for enabling/disabling the TalkBack function has been added to the list of actions associated with the shortcut. Press the designated keys to toggle TalkBack as needed.

Software Update Process

You must have an internet connection to download and install SmartVision3 system updates. To update your device, select "About phone" from the list of settings then "System updates". Select "Download" at the end of the list and press the OK key to start the download. Attention, your SmartVision3 must have at least 30% battery to download and install the update. Downloading the update may take time depending on your connection; SmartVision3 regularly announces the progress of the download. When the download is complete, select "Install" from the System Update screen and press the OK key to start the installation. SmartVision3 regularly informs you of the progress of the installation. Once the installation is complete, SmartVision3 restarts to finalize the update installation.

System improvements

- **Overview:**

- Bug fixes and performance improvement.
- Translation and vocalization improvement.

- **System:**

- **Edit box:** The content of the edit box is no longer deleted when you change the virtual keyboard with the 'Star + 7' (KAPSYS Keyboard) and 'Star + 8' (Android Keyboard) shortcuts.
- Google text-to-speech voices have been updated.

- **KAPSYS accessibility:**

- **Keyboard shortcut:** The 'Enable/Disable TalkBack' function is now added to the list of actions associated with the keyboard shortcut.
- Improvements while restoring accessibility features to default with the code `*#111#` from the home screen.
- **Quick access:** Bug fix to prevent a random navigation problem when an application is launched from the home screen by long pressing the numerical keys on the keyboard.

Application Improvements

- **Banknote Recognizer:**

- Performances improvement.

- **Sound Recorder:**

- Recording quality has been improved thanks to a new codec.

- **Kapten:**

- **Announcement on arrival:** Bug fix to correct announcement related to the right side of the sidewalk (Left or Right).

- **Book reader:**

- **Playback in MP3 format:** It is now possible to convert an audiobook to MP3 in Daisy format. Firstly, the MP3 files constituting the book must be archived in a ZIP format file in the "Books" directory of the SmartVision3 internal memory. The "Explore file tree" function will allow the transformation to the Daisy format. To do so, select the compressed file from the file tree and confirm with the "OK" button. An extraction confirmation window will appear. Select "OK" using the navigation keys and confirm with the "OK" button. The file will then be unzipped and placed in the "Books" folder of the internal memory (this may take a few minutes). Once completed, a new warning window will appear suggesting you delete the ZIP file if you want. Deleting of the file is recommended. Your audiobook is now available from "My Bookshelf".

- **FM Radio:**

- The "Stop on exit" option has been added to the application menu. Once enabled, this option allows you to stop current playback when you exit the application.

- **Phone:**

- **Call screen:** The "Speaker" item is now selected by default to facilitate switching to "Hands-free" mode by simply pressing the OK key.
- **Incoming call:** To avoid handling errors, it is no longer possible to return to the home screen until the incoming call has been accepted or rejected.

- **Favorites:** Contacts are now sorted alphabetically to make finding them easier.


Other Apps

Other apps (PlayStore)

Be My Eyes:

Bug fix that corrects wrong camera selection that affects image sharpness. This fix requires updating the Be My Eyes application (revision 2.1.1 or higher).

Documents / Resources

	kapsys SmartVision3 Smart Phone Android Release note [pdf] Instructions SmartVision3 Smart Phone Android Release note, SmartVision3, Smart Phone Android Release note, Phone Android Release note, Android Release note, Release note, note
-----------------------------------------------------------------------------------	-------------------------------------------------------------------------------------------------------------------------------------------------------------------------------------------------------------------------------------------------------------

References

- [User Manual](#)

Manuals+, Privacy Policy

This website is an independent publication and is neither affiliated with nor endorsed by any of the trademark owners. The "Bluetooth®" word mark and logos are registered trademarks owned by Bluetooth SIG, Inc. The "Wi-Fi®" word mark and logos are registered trademarks owned by the Wi-Fi Alliance. Any use of these marks on this website does not imply any affiliation with or endorsement.