




# KANDAO QooCam 3 360 Waterproof Action Camera User Guide

[Home](#) » [KANDAO](#) » KANDAO QooCam 3 360 Waterproof Action Camera User Guide 

## KANDAO QooCam 3 360 Waterproof Action Camera

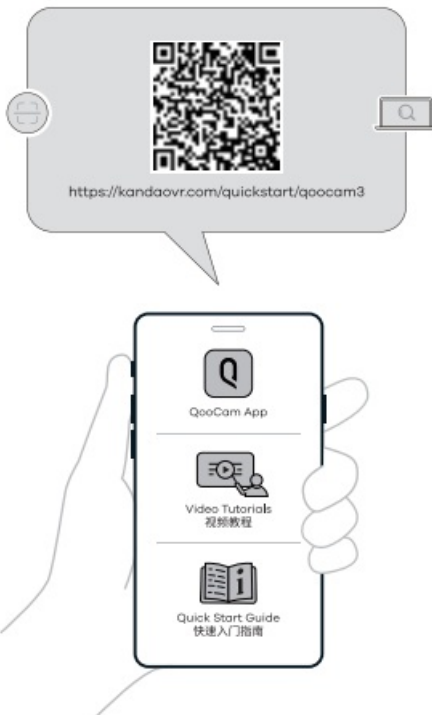


## Contents

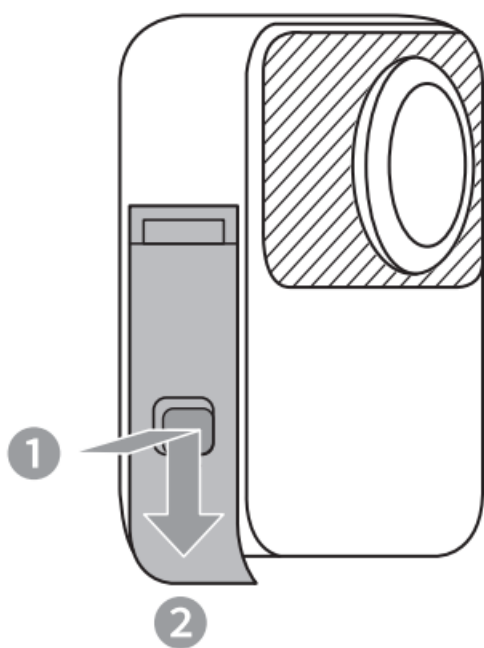
- [1 Operating Instructions](#)
- [2 Safety Guidelines](#)
- [3 Specifications](#)
- [4 How to Check Regulatory Information](#)
- [5 CUSTOMER SUPPORT](#)
- [6 Documents / Resources](#)
- [7 Related Posts](#)

## Operating Instructions

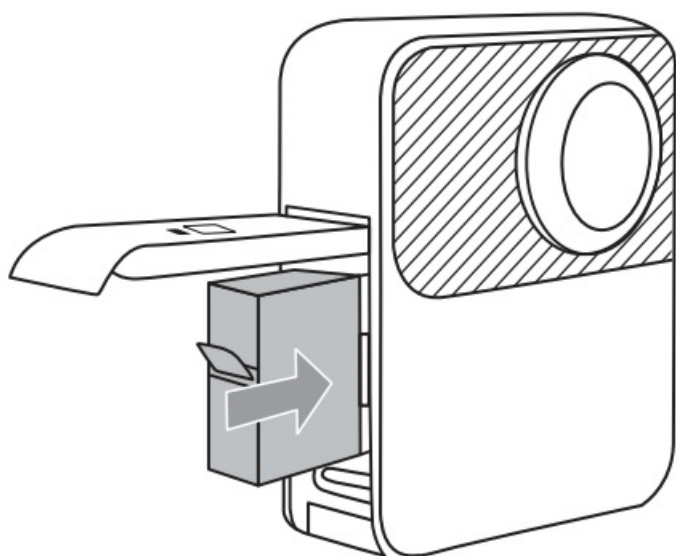
1



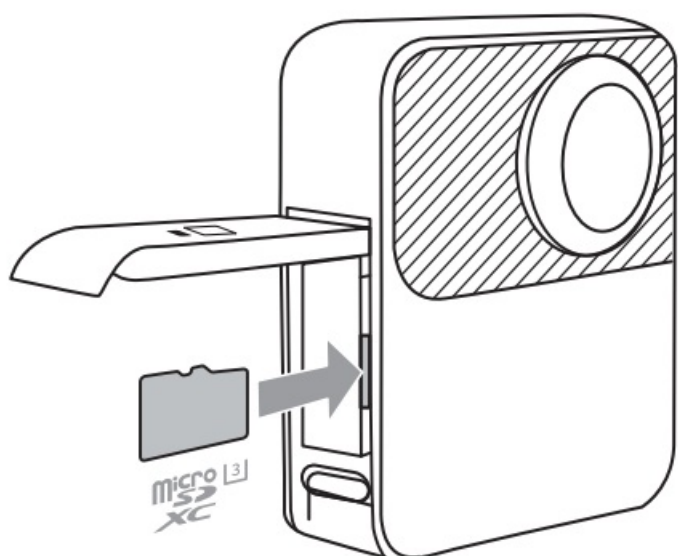
2



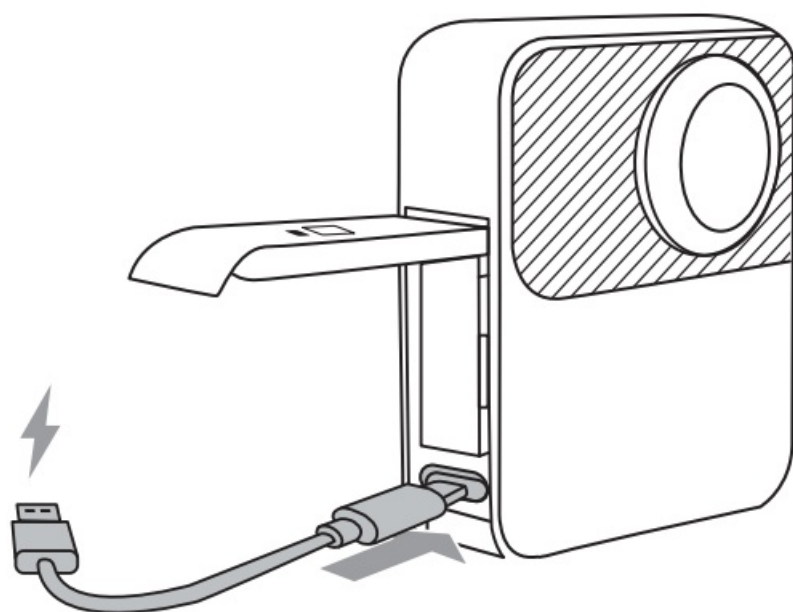
3



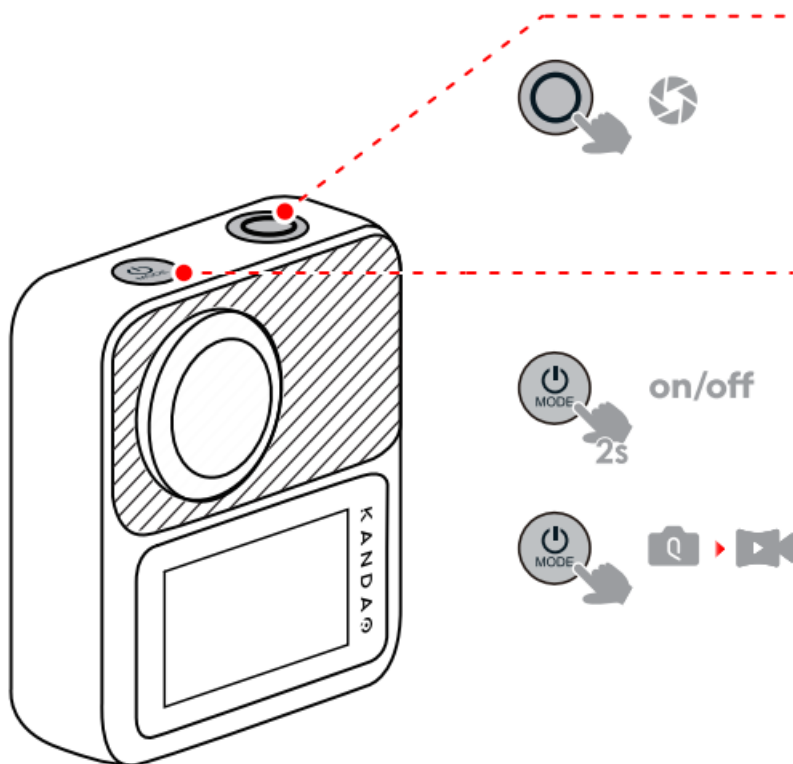
4



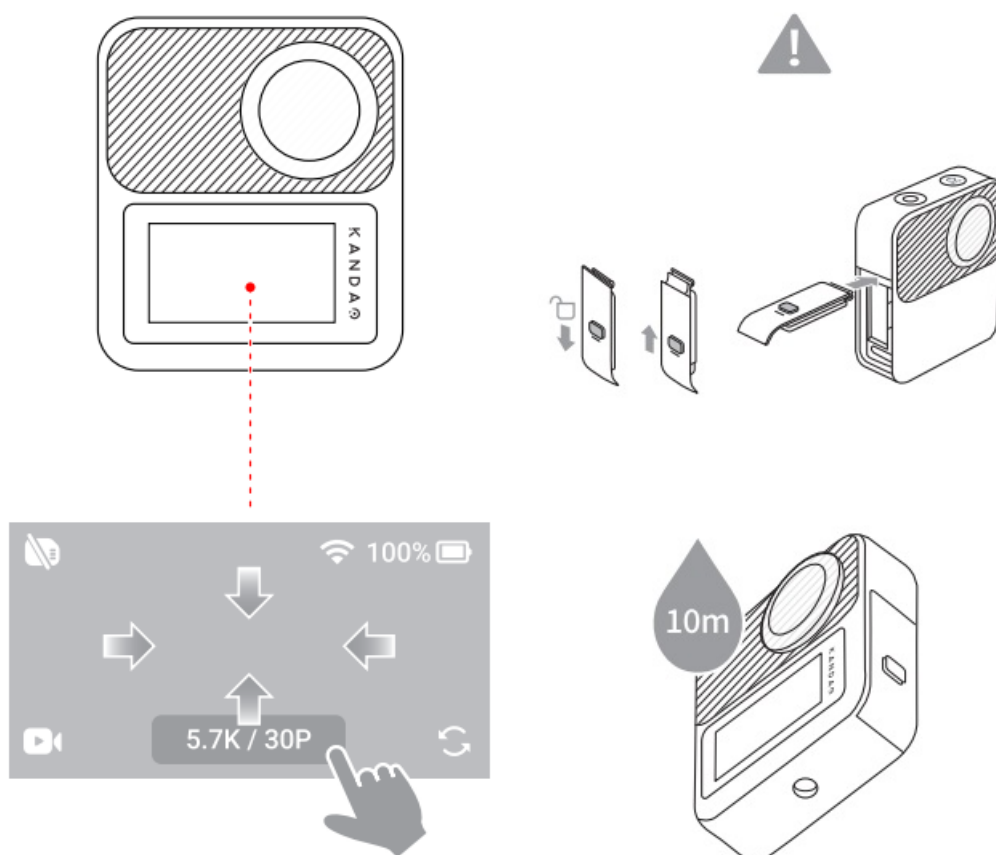
5



7



8



## Safety Guidelines

Before using this product, please read the safety guidelines associated with the product and visit <https://www.kandaovr.com/qoocam-3/> for User Manual. By using this product, you hereby signify that you have read this disclaimer carefully and that you understand and agree to abide by the terms and conditions herein. You agree that you are solely responsible for the use of this product and any consequences thereof. Kandaovr

Technology Co., Ltd. accepts no liability for damage, injury, or any legal responsibility incurred directly or indirectly from the use of this product.

## **Warning**

1. QooCam 3 is waterproof to a depth of 10 meters and does not require additional protective cover. Ensure that all covers are closed before using the product under or near water, and in dusty or sandy environments.
2. Please keep the waterproof rubber rings of QooCam 3's battery and lens clean to ensure the waterproof effect. The built-in waterproof membranes of the pick-up hole, speaker hole and air pressure balance hole on the camera are specially designed for waterproofing, please do not remove it or damage it with sharp objects.
3. Please install the battery in place according to User Manual, and make sure the interface protective cover and lens protective cover are tightly closed in order to prevent water. Be sure to wipe off the water on the camera before removing the battery.
4. Put out the fire by using dry sand or dirt, fire blanket, dry powder, or carbon dioxide fire extinguisher. Please choose the fire extinguishing method in the above recommended order according to the situation.
5. Please use the product at the temperature between 0 °C and 40 °C, and charge it in an environment with a temperature of 5°C to 40°C.
6. Do not mechanically strike, crush, or throw the product. Do not place heavy objects on the product.
7. Do not heat the product. Do not put the product in a microwave oven or in a pressurized container.
8. Do not place the product near a heat source such as a furnace or heater, or inside a vehicle on hot days. Never store the product above 60°C. The ideal storage temperature is 22°C-28°C.
9. Do not use or charge swollen, leaky or damaged batteries, that appear to be heating, deformed, discolored; emit an odor; or any other abnormalities. If the battery is abnormal, please contact Kandao Technology's technical support for further assistance.
10. Do not disassemble or pierce the battery with sharp objects in any way. Otherwise, the battery leakage may catch fire or explode.
11. To avoid the battery over discharged, do not store the battery fully discharged for long periods of time, otherwise it will make the product unusable.
12. Ensure that the battery has been fully discharged before discarding it in a designated battery recycling box. Batteries are hazardous chemicals and should not be discarded in ordinary trash box. Please strictly follow your local regulations regarding battery disposal and recycling. If the battery cannot be fully discharged, please contact a professional battery recycling agent for further assistance.
13. Do not use the QooCam 3 for unauthorized surveillance, sneak filming, or other violations of personal privacy laws, such uses may expose the user to significant liability and criminal prosecutions.
14. This product is not a toy. You are solely responsible for complying with all your local laws, regulations, and restrictions. If a child swallows any part of this product, please seek immediate medical attention.

## **Notice**

1. Crashes or heavy impacts may damage the QooCam 3 and cause it to work abnormally.
2. The lens of QooCam 3 is made of tempered glass, but there is still the possibility of scratches or cracks.
3. If the protective glass of the camera lens is broken accidentally, please be careful to avoid injury.
4. Please away from dust and sand prevention when using QooCam 3. If the sound pick-up hole is clogged with sand, dust, or other substances, please rinse the QooCam 3 with clean water while it is tightly locked.

5. After each use in seawater, remember to rinse QooCam 3 with freshwater and dry it with the supplied lens wipe or a soft dry cloth.
6. Do not use sharp objects to poke the USB-C port or microSD card slot.
7. Do not expose the QooCam 3 to extreme cold or hot conditions. Low or high temperatures may shorten the service life of battery or cause temporary malfunction.
8. Do not use the QooCam 3 during thunderstorms.
9. Do not disassemble and repair QooCam 3 by yourself.
10. Do not use QooCam 3 in hot springs or corrosive liquids. It is not recommended to use the product in extreme water environments or unidentified liquid environments.
11. When attaching QooCam 3 to the roof or window of a car, the QooCam 3 may fall off if the car travels too fast, the surface is not clean, or there is bad weather such as high winds or a thunderstorm.
12. Keep the product away from magnets, motors, or other devices that generate strong electromagnetic fields. Exposure to strong magnetic fields may cause the camera to malfunction or damage image data.

## Specifications

Product Name	QooCam 3
Model	QCM0301
Operating Voltage	5 V 2A
Battery Capacity	1600 mAh
Operating Temperature	0-40°C
Operating Frequency	2.402 GHz-2.480 GHz 2.412 GHz-2.462 GHz/ 2.422 GHz-2.452 GHz(For US) 2.412 GHz-2.472 GHz/ 2.422 GHz-2.462 GHz(For EU) 5.150 GHz-5.250 GHz
Transmitter Power (EIRP for EU)	BLE:6dBm±1dB 2.4 GHz 15 dBm±1dB 5 GHz 9.5 dBm±1 dB

## FCC Compliance Statements

This device complies with Part 15 of the FCC Rules.

Operation is subject to the following two conditions:

1. this device may not cause harmful interference, and
2. this device must accept any interference received, including interference that may cause undesired operation.

**Caution:** Changes or modifications not expressly approved by the party responsible for compliance could void the user's authority to operate the equipment.

**Note:** This equipment has been tested and found to comply with the limits for a Class B digital device, pursuant to Part 15 of the FCC Rules. These limits are designed to provide reasonable protection against harmful interference in a residential installation. This equipment generates, uses and can radiate radio frequency energy and, if not installed and used in accordance with the instructions, may cause harmful interference to radio communications. However, there is no guarantee that interference will not occur in a particular installation.

If this equipment does cause harmful interference to radio or television reception, which can be determined by turning the equipment off and on, the user is encouraged to try to correct the interference by one or more of the following measures:

- Reorient or relocate the receiving antenna.
- Increase the separation between the equipment and receiver.
- Connect the equipment into an outlet on a circuit different from that to which the receiver is connected.
- Consult the dealer or an experienced radio/TV technician for help.

### FCC SAR statement

This equipment complies with FCC radiation exposure limits set forth for an uncontrolled environment. End user must follow the specific operating instructions for satisfying RF exposure compliance. This transmitter must not be co-located or operating in conjunction with any other antenna or transmitter. The portable device is designed to meet the requirements for exposure to radio waves established by the Federal Communications Commission (USA).

These requirements set a SAR limit of 4.W/kg averaged over one gram of tissue, the highest SAR value reported under this standard during product certification for use when properly worn on the body or head.

These requirements set a SAR limit of 4W/kg averaged over ten gram of tissue, the highest SAR value reported under this standard during product certification for use when properly worn on the extremity.

The highest SAR values are as follows: 1.6 W/kg (over 1 g) SAR Limit

Head: 0.634W/kg 4.0 W/kg (over 10 g) SAR Limit

Extremity: 1.142W/kg



### CAUTION

- Risk of explosion if the battery is replaced by an incorrect type
- disposal of a battery into fire or a hot oven, or mechanically crushing or cutting of a battery, that can result in an explosion;
- leaving a battery in an extremely high temperature surrounding environment that can result in an explosion or the leakage of flammable liquid or gas;
- a battery subjected to extremely low air pressure that may result in an explosion or the leakage of flammable liquid or gas.



■ This symbol indicates that according to local laws and regulations, your product should be disposed of separately from household waste.

When the product life ends, please take it to the collection point designated by the local authority. Separate



collection and recycling of products when they are disposed of will help protect natural resources and ensure that they are recycled in a way that is beneficial to human health and protects the environment.

## How to Check Regulatory Information

- Step ❶** Swipe Down from Top
- Step ❷** Go to “Settings” Page
- Step ❸** Click “About” and Choose “Regulatory Info”

This device complies with Part 15 of the FCC Rules. Operation is subject to the following two conditions:  
(1) this device may not cause harmful interference, and (2) this device must accept any interference received, including interference that may cause undesired operation

## CUSTOMER SUPPORT



[service@kandaovr.com](mailto:service@kandaovr.com)

Contact Kondoo  
Support via Email



Web: [www.kondoovr.com](http://www.kondoovr.com)

Tel: +86 400 8321900

Email: [service@kondoovr.com](mailto:service@kondoovr.com)

Address: 503, Building 1, Doyun Soft Ports Town,  
No. 8288, Longgang Avenue, Heoo Community,  
Yunshon Street, Longgong District, Shenzhen

\*This content is subject to change without prior notice.

# K A N D A

## Documents / Resources



KANDA®

[KANDAO QooCam 3 360 Waterproof Action Camera](#) [pdf] User Guide

2ATPV-KDLN, 2ATPVKDLN, QooCam 3, QooCam 3 360 Waterproof Action Camera, 360 Water  
proof Action Camera, Waterproof Action Camera, Action Camera