



KANDAO MT1001 Meeting Ultra Stand Alone Video Conferencing Terminal User Guide

[Home](#) » [KANDAO](#) » KANDAO MT1001 Meeting Ultra Stand Alone Video Conferencing Terminal User Guide 

Contents

- [1 KANDAO MT1001 Meeting Ultra Stand Alone Video Conferencing Terminal](#)
- [2 QR-CODE](#)
- [3 Product Parts](#)
- [4 Parts Instruction](#)
- [5 Standalone Mode](#)
- [6 USB MODE](#)
- [7 Safety Guide](#)
- [8 FCC STATEMENT](#)
- [9 Documents / Resources](#)
 - [9.1 References](#)
- [10 Related Posts](#)



KANDAO MT1001 Meeting Ultra Stand Alone Video Conferencing Terminal

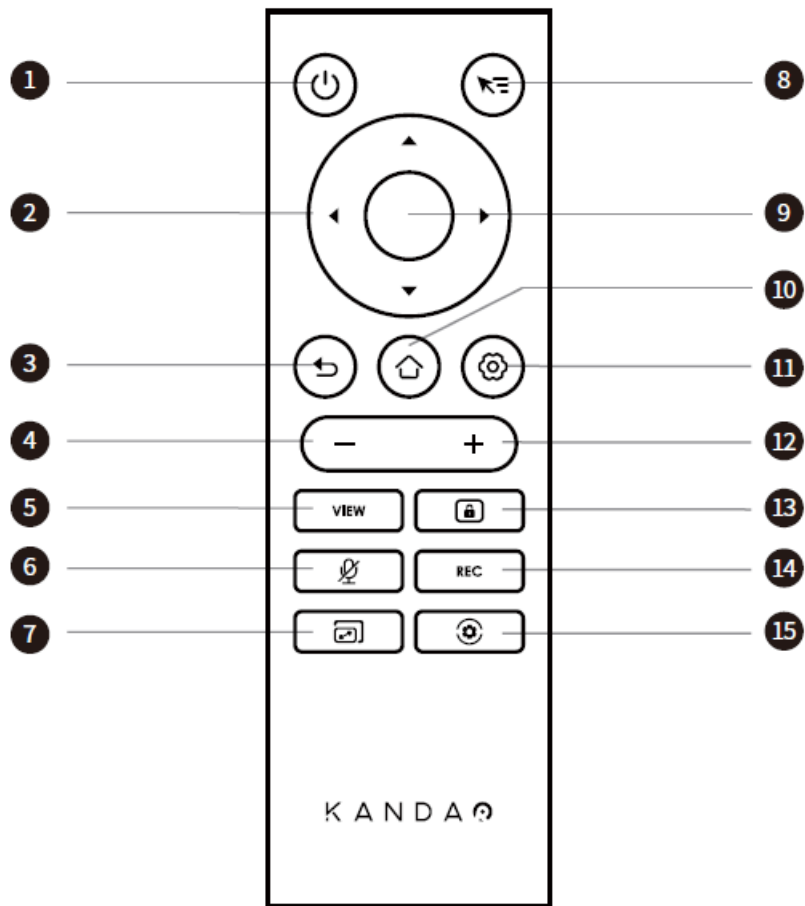


QR-CODE

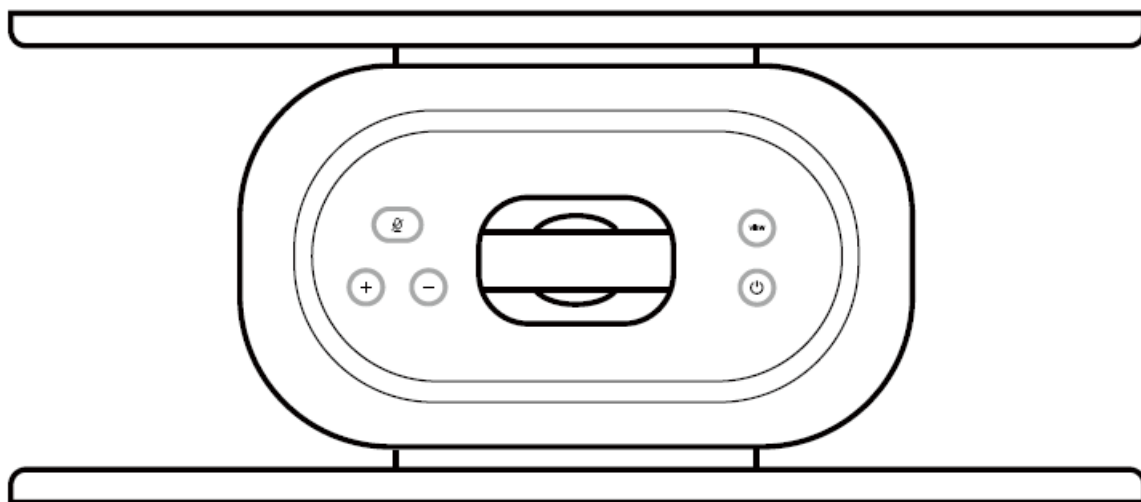


<https://www.kandaovr.com/quickstart/meetingultra/>

Product Parts



1. Power On/Off
2. Direction Button
3. Return
4. Volume Down
5. Switch Meeting View
6. Mic Off
7. Switch Resolution
8. Mouse Mode 2
9. OK
10. Home
11. Settings
12. Volume Up
13. Fixed Screen
14. Record Video
15. Camera Settings



- Power Button



- Muting Button



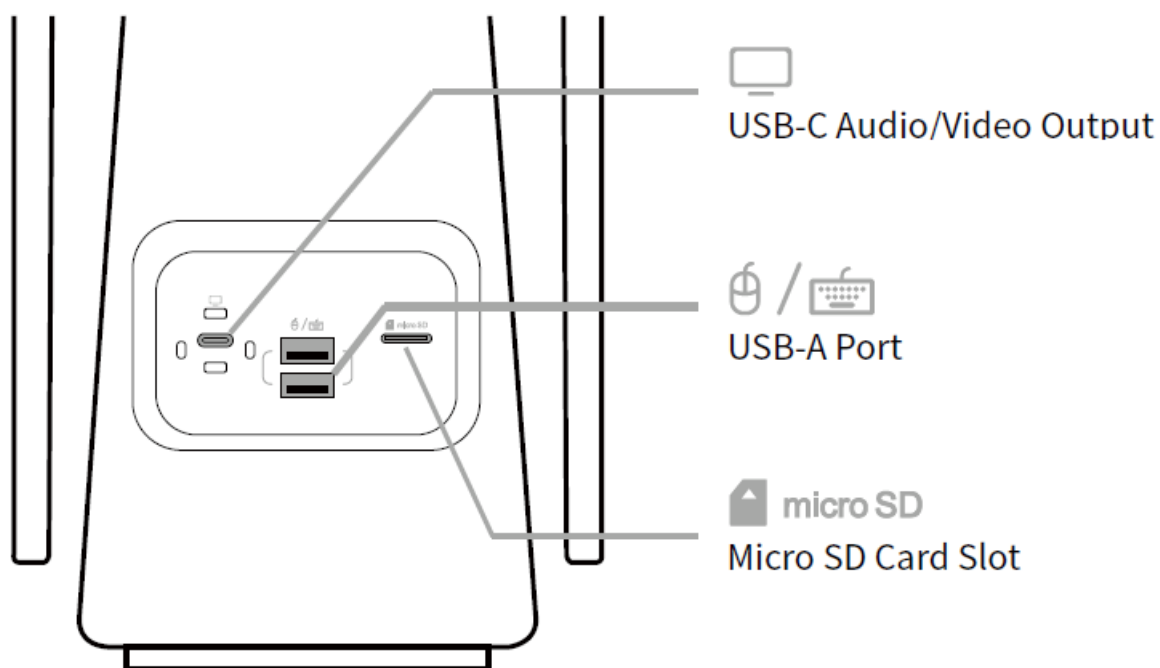
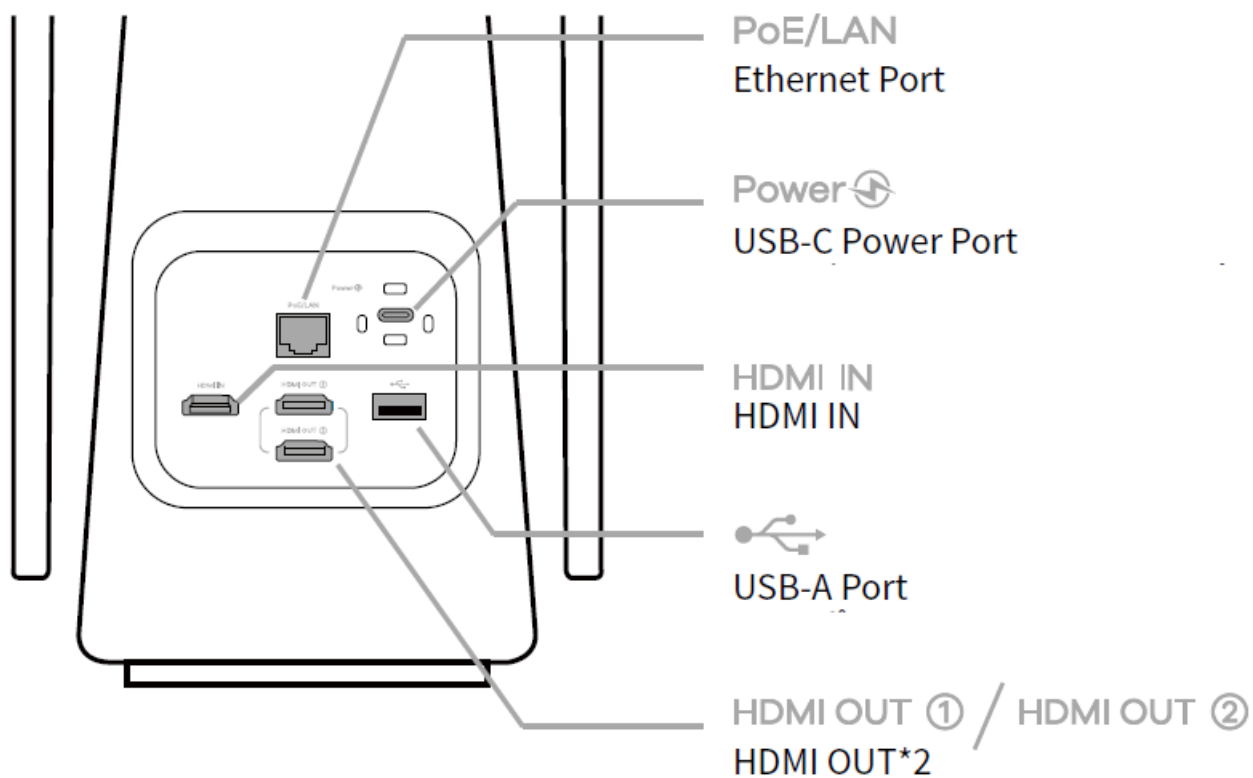
- Volume Buttons



- View Button

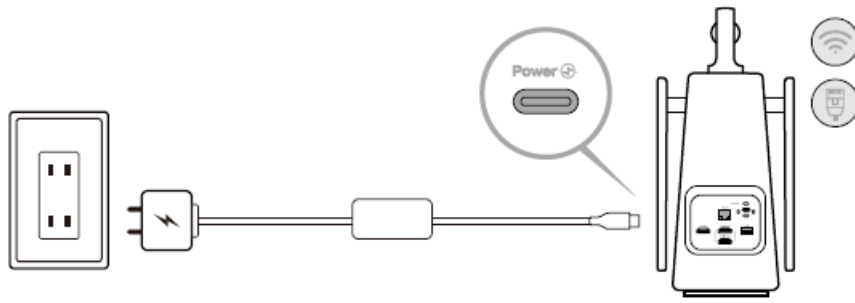


Parts Instruction

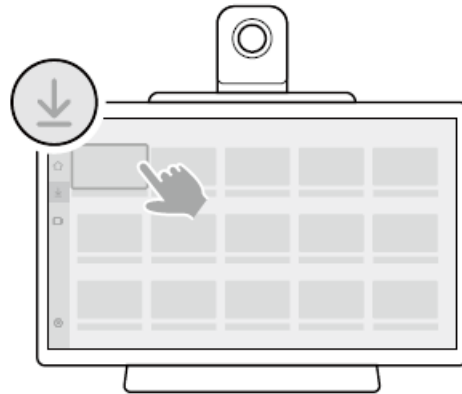


Standalone Mode


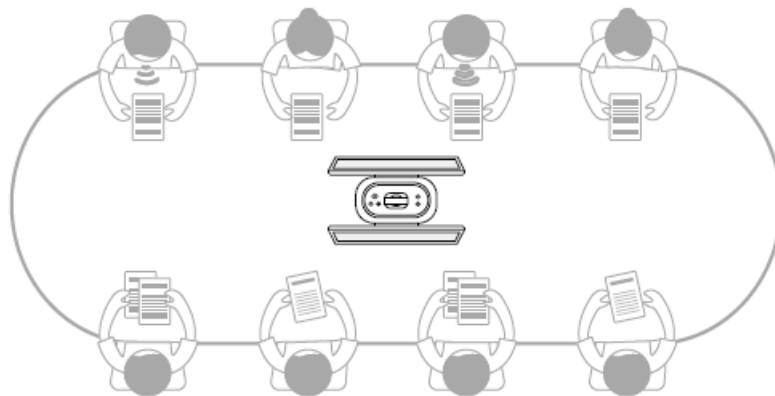
1



2

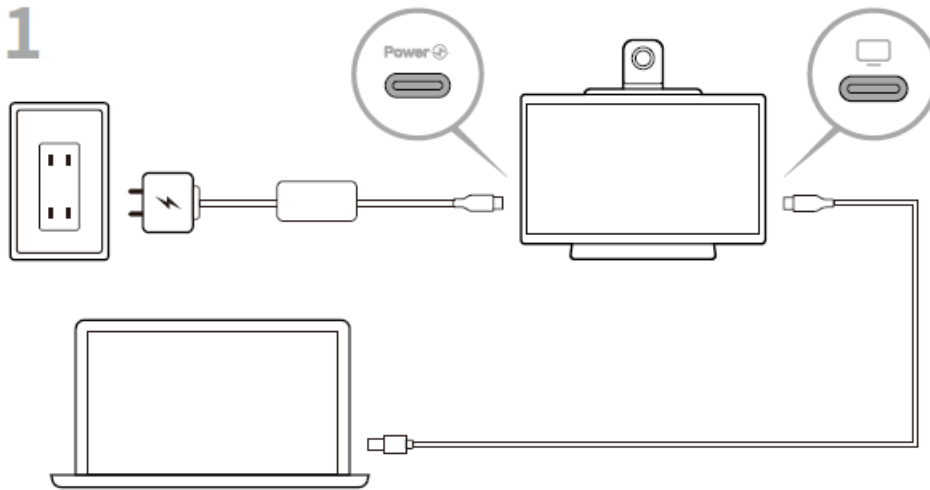


3

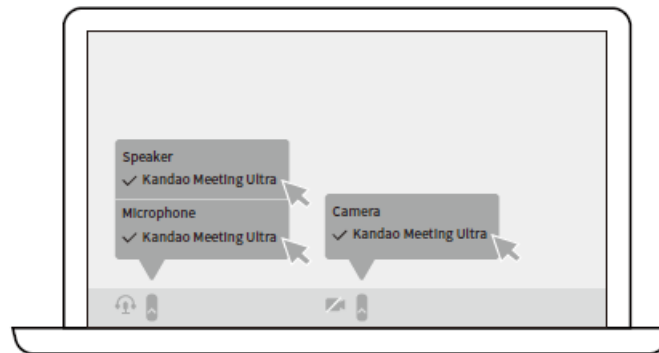


USB MODE

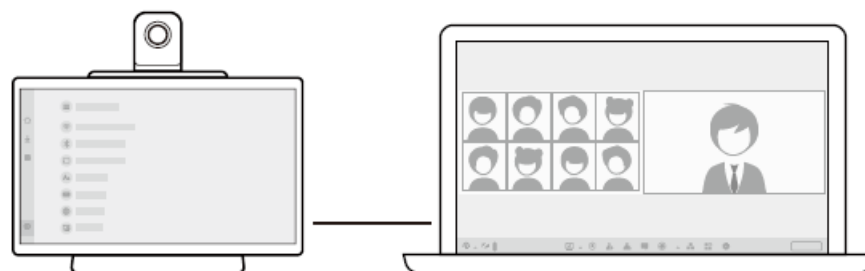
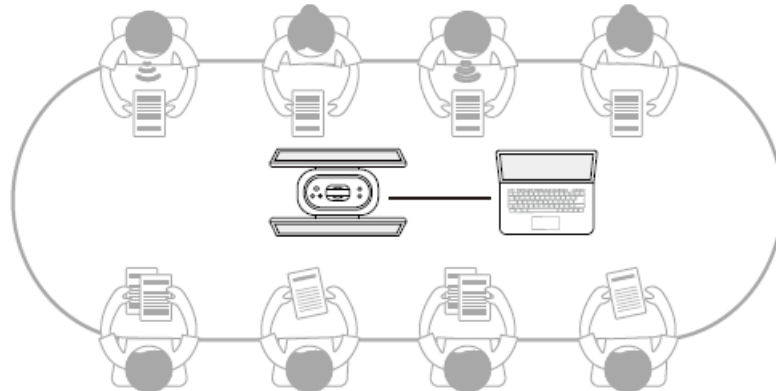
1



2



3



<https://www.kandaovr.com/user-guide>

Contact Technology Support via
Email : service@kandaovr.com

Product Name: Kandao Meeting

Ultra Model: MT1001

Manufacturer: KanDao Technology Co.,Ltd.

Address: 503, Building 1, Dayun Soft Parts Town, No. 8288, Longgang Avenue, Heao Community, Yuanshan Street, Longgang District, Shenzhen #aa 2#: Kandao Meeting Ultra FI&iXI US: MT1001 #in RM: Kandao Meeting Ultra 19@ I #US*: MT1001 Ian%: Kandao Meeting Ultra FIL: MT1001 X-ts-: Kandao Technology Co., Ltd JEL7: 503, Building 1, Dayun Soft Parts Town, No. 8288, Longgang Avenue, Heao Community, Yuanshan Street, Longgang District, Shenzhen

Safety Guide

Warning: If you fail to take the following precautions, you may be seriously injured or killed by the electric shock or fire disaster. Or may cause damage to your Kandao Meeting Ultra. Please check before using the product and accessories to make sure they are intact. For security, only Kandao accessories that are provided with the product or genuine ones purchased can be used. Damage caused by the use of unauthorized accessories or parts is not covered by the warranty. To learn about approved accessories, please visit Kandao official website www.kandaovr.com. © Do not place or fix the product on an unstable surface. Failure to follow this precaution may cause the product to loosen or fall off, causing an accident or damage to product. © When using external power supply connection, please observe all safety rules of third-party power supply equipment.

- The lens of Kandao Meeting Ultra is made of glass. If the lens is damaged, be sure to handle it carefully to avoid being scratched by the broken lens/glass.
- The temperature of the product may rise during normal usage. Can please turn off the product and leave it to cool before using again.
- This product is not a toy and you are solely responsible for complying with all local laws, regulations and restrictions.
- Please do not use Kandao Meeting Ultra for unauthorized monitoring, candid shooting or in any way that violates personal privacy regulations.
- **Precautions:** do not put the product in extremely cold or hot environment. Extremely cold or hot conditions may cause the product to temporarily stop working properly.
- **Warning:** there is no protection for two lenses of Kandao Meeting Ultra after taking off the lens cover. Please use it carefully to avoid lens scratches. Avoid placing the lens directly on any surface. Lens scratches are not covered by the warranty.

This symbol indicates that according to local laws and regulations, your product should be disposed of separately from household waste. When the product life ends, please take it to the collection point designated by the local authority. Separate collection and recycling of products when they are disposed of will help protect natural resources and ensure that they are recycled in a way that is beneficial to human health and protects the environment.

FCC STATEMENT

This device complies with Part 15 of the FCC Rules. Operation is subject to the following two conditions:

1. This device may not cause harmful interference, and
2. This device must accept any interference received, including interference that may cause undesired operation.

Warning: Changes or modifications not expressly approved by the party responsible for compliance could void the user's authority to operate the equipment. NOTE: This equipment has been tested and found to comply with the limits for a Class B digital device, pursuant to Part 15 of the FCC Rules. These limits are designed to provide

reasonable protection against harmful interference in a residential installation. This equipment generates uses and can radiate radio frequency energy and, if not installed and used in accordance with the instructions, may cause harmful interference to radio communications. However, there is no guarantee that interference will not occur in a particular installation. If this equipment does cause harmful interference to radio or television reception, which can be determined by turning the equipment off and on, the user is encouraged to try to correct the interference by one or more of the following measures:

- Reorient or relocate the receiving antenna.
- Increase the separation between the equipment and receiver.
- Connect the equipment into an outlet on a circuit different from that to which the receiver is connected.
- Consult the dealer or an experienced radio/TV technician for help.




RF warning statement.

The device has been evaluated to meet general RF exposure requirement. The device can be used in portable exposure condition without restriction.

CAUTION

Risk of explosion if the battery is replaced by an incorrect type disposal of a battery into fire or a hot oven, or mechanically crushing or cutting of a battery, that can result in an explosion; leaving a battery in an extremely high temperature surrounding environment that can result in an explosion or the leakage of flammable liquid or gas; a battery subjected to extremely low air pressure that may result in an explosion or the leakage of flammable liquid or gas.

How to Check Regulatory Information

- Step 1: Press  and  to pair the remote controller.
- Step 2: Press  the system will go to "Settings" page.
- Step 3: Click "Regulatory Info".


www.kandaovr.com

Name(%* /*/#lm%): KanDao Meeting Ultra / Kandao Meeting Ultra M\$0 A 1#L Model E /Z%/ETI#=: MT1001
Input PoE 44-58V = 1A(IEEE802.3bt) USB 15V === 3A Manufacturer: KanDao Technology Co., Ltd. Address:
503, Building 1, Dayan Soft Parts Town, No. 8288, Longkang Avenue, Heao Community, Yunshan Street, Longing District, Shenzhen

This device complies with Part 15 of the FCC Rules. Operation is subject to the following two conditions:

1. This device may not cause harmful interference, and
2. This device must accept any interference received, including interference that may cause undesired operation.

Documents / Resources

	<p>KANDAO MT1001 Meeting Ultra Stand Alone Video Conferencing Terminal [pdf] User Guide</p> <p>2ATPV-KDRC, 2ATPVKDRC, MT1001, MT1001 Meeting Ultra Stand Alone Video Conferencing Terminal, Meeting Ultra Stand Alone Video Conferencing Terminal, Stand Alone Video Conferencing Terminal, Video Conferencing Terminal, Conferencing Terminal</p>
---	--

References

-  [Kandao Meeting Ultra-360 AI Conference Host with Dual Touchscreen](#)

Manuals+.