



## K-RAIN SiteMaster 2 Wire Decoder Controller User Guide

[Home](#) » [K-RAIN](#) » K-RAIN SiteMaster 2 Wire Decoder Controller User Guide 



Site aster 2 Wire Decoder Controller  
User Guide

### Contents

- [1 Site aster 2 Wire Decoder Controller](#)
- [2 Remote Access Guide](#)
- [3 Documents / Resources](#)
  - [3.1 References](#)

**Site aster 2 Wire Decoder Controller**



The Site Master 2-Wire Decoder Controller has the capability for remote system management from a cell phone or desktop computer. Remote access is available at [sitemaster.krain.com](http://sitemaster.krain.com) through an internet server such as Chrome, Safari and Firefox.

Before beginning, please email K-Rain at this address: [richieshao@krain.com](mailto:richieshao@krain.com) and provide the following information:

- The username and password you want to use
- The number of controllers that will be added to your account

K-Rain will assign a Server ID Number (SID). The SID is an identifier for each network module (in other words each controller). THE SID will be available on [sitemaster.krain.com](http://sitemaster.krain.com) after login.

Once you have an SID, following are the steps to configure your Site Master controller for remote access.

**Note:** For desktop computer remote access, an ethernet cable must be plugged in from a router or 4G module during configuration.

1. Turn the dial to CONTROLLER CONFIG. Use the DECREASE or INCREASE button to locate SPECIAL OPTION 1. Press the OK.



2. Use the NEXT button to find the line GSM LAN 30. Use the INCREASE button to change the value to 002. Then use the NEXT button to go to GSM LAN CONFIG 31. Change the value to 001.



## Remote Access Guide

3a Turn the dial to CONNECTIVITY.

Use the DECREASE or INCREASE button to locate SERVER ID. Press OK.



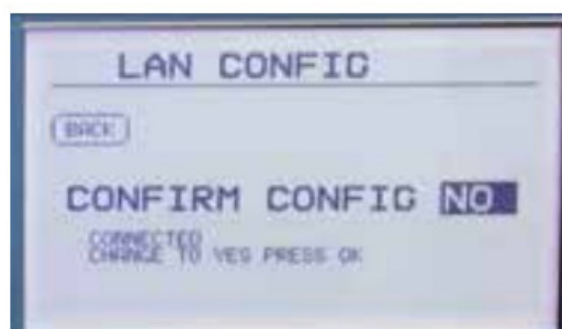
**3b** Enter the 8-digit Server ID (SID) that you received from K-Rain. That ID is unique for this specific Site Master controller. Press the NEXT button until the word NEXT is highlighted on the screen. Then press the NEXT button again.



**3c** Press DECREASE or INCREASE to locate CONFIGURE LAN. Press OK.

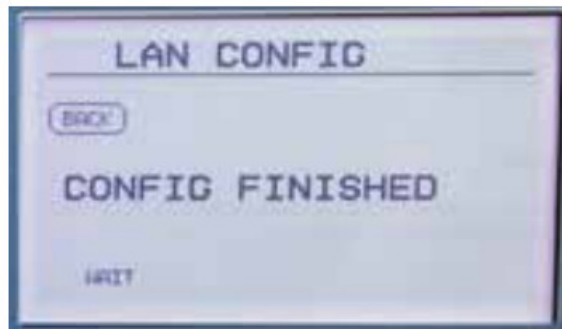


**3d** Press the INCREASE button to change **NO** to **YES** . Press **OK**. Wait several seconds until you see **CONFIRM CONFIG NO** .





**3e** Wait several seconds until the screen reads: CONFIG FINISHED.



Power cycle the controller by disconnecting the main power again. Wait 20 seconds then reconnect the power.

Turn the dial to **CONNECTIVITY**.

Use the OK button to select STATUS.



Wait about 30 seconds for the Site Master to be connected online. Once connected, the LCD screen will display STATUS KRAIN SERVER. The controller is successfully connected.




K-Rain Manufacturing Corp.

1640 Australian Avenue  
Riviera Beach, FL 33404 USA  
561-844-1002 | 800-735-7246

[krain.com](http://krain.com)

© K-Rain Manufacturing Corporation  
AN ISO 9001 CERTIFIED COMPANY  
P/N 99901401

## Documents / Resources

 <p><b>K-Rain SiteMaster 2-Wire Decoder Controller</b> Remote Access Guide</p> <p>The SiteMaster 2-Wire Decoder Controller has the capability to receive status messages from a cell phone or mobile computer. Remote access is available at anytime from anywhere through our secure access via the Internet, Email and Phone.</p> <p>Before logging on, please email it that on the address: <a href="mailto:info@krain.com">info@krain.com</a> and provide the following information:</p> <ul style="list-style-type: none"><li>• The controller and password you want to use.</li><li>• The number of controllers that will be added to your account.</li></ul> <p>After you receive an email in reply, follow the steps to configure your SiteMaster controller for remote access.</p> <p><b>Note:</b> For desktop computer remote access, an internet cable must be plugged into the back of the controller during configuration.</p> <p><a href="http://krain.com">krain.com</a></p>	<p><a href="#">K-Rain SiteMaster 2 Wire Decoder Controller</a> [pdf] User Guide SiteMaster 2 Wire Decoder Controller, 2 Wire Decoder Controller, Decoder Controller, Controller</p>
--	---

## References

- [K Sprinklers and Irrigation System Manufacturer](#)
- [sitemaster.krain.com](http://sitemaster.krain.com)

Manuals+