



K-ARRAY KF212 Full Range Speaker with 2 x 12 Inch Drivers User Guide

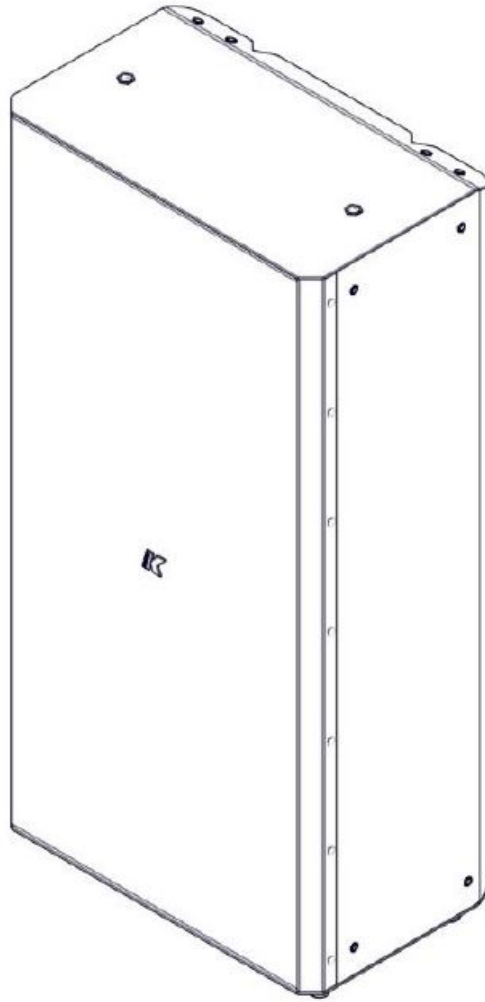
[Home](#) » [K-ARRAY](#) » K-ARRAY KF212 Full Range Speaker with 2 x 12 Inch Drivers User Guide 

Contents

- 1 K-ARRAY KF212 Full Range Speaker with 2 x 12 Inch Drivers
- 2 SYMBOLS
- 3 INTRODUCTION
 - 3.1 KEY FEATURES
 - 3.2 PACKAGE CONTENTS
- 4 SAFETY INFORMATION
- 5 PHYSICAL OVERVIEW
- 6 K-2SPK ACCESSORY
- 7 SETUP
- 8 SERVICE
- 9 TECHNICAL SPECIFICATION
- 10 DECLARATION OF CONFORMITY
- 11 Documents / Resources
- 12 Related Posts



K-ARRAY KF212 Full Range Speaker with 2 x 12 Inch Drivers



SYMBOLS

- K-array declares that this device is in compliance with applicable CE standards and regulations. Before putting the device into operation, please observe the respective country-specific regulations!
- WEEE
Please dispose of this product at the end of its operational lifetime by bringing it to your local collection point or recycling center for such equipment.
- This symbol alerts the user to the presence of recommendations about the product's use and maintenance.
- Warning! Dangerous voltages: RISK of electric shock.
Terminals marked with this symbol are HAZARDOUS LIVE and the external wiring connected to these terminals requires installation by a qualified professional or the use of ready-made leads or cords.
- This symbol alerts the user to the presence of recommendations about the product's use and maintenance.
- This device complies with the Restriction of Hazardous Substances Directive.

INTRODUCTION

The K-array KF212 is a stainless steel compact full-range speaker. With plug and play capabilities, it does not require presets and can be driven by any amplifier.

Comprised of a 12" coaxial transducer with a titanium dome and a 12" passive radiator, the KF212 really packs a punch. With a depth of just 20 cm, the KF212 is the ideal solution for clubs and lounges up to live concerts.

The KF212 is accompanied by several product-specific accessories that can enhance the system's setup. Wall brackets are included while other useful tools are available for purchase, like the accessory to mount it on a pole.

KF212 is available in a 24 K gold plated finish as well as brushed or polished stainless steel finishes in addition to the standard sleek black and elegant white rendering them suitable for any venue.

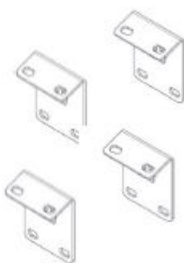
KEY FEATURES

- Unique performance-to-size ratio
- Full-range emission
- 12" coaxial woofer
- 12" passive radiator
- Weatherproof stainless steel frame
- Compatible with any amplifiers
- Plug and play capabilities

PACKAGE CONTENTS



1 x KF212 speaker



4 x wall brackets + screws



4-pin phoenix connector

SAFETY INFORMATION

Read these instructions – Keep these instructions – Heed all warnings

Warning. Failure to follow these safety instructions could result in injury or damage to the device or other property.

IMPORTANT SAFETY INSTRUCTIONS

- Read these instructions.
- Keep this instructions.
- Heed all warnings.
- Follow all instructions and keep all warnings.
- Only use attachments/accessories specified by the manufacturer.
- Use only with the cart, stand, tripod, bracket, or table specified by the manufacturer, or sold with the apparatus.
- When a cart is used, use caution when moving the cart/apparatus combination to avoid injury from tip-over.
- Avoiding hearing damage. Professional loudspeakers are capable of producing extremely high sound levels and should be used carefully. Never stand close to loudspeakers driven at high volume. Set the volume to a safe level. You can adapt over time to a higher volume of sound that may sound normal but can be damaging to your hearing. Hearing loss get worse every time you're exposed to a sound level of 90 dB or over for an extended period of time. If you experience ringing in your ears or muffled speech, stop listening and have your

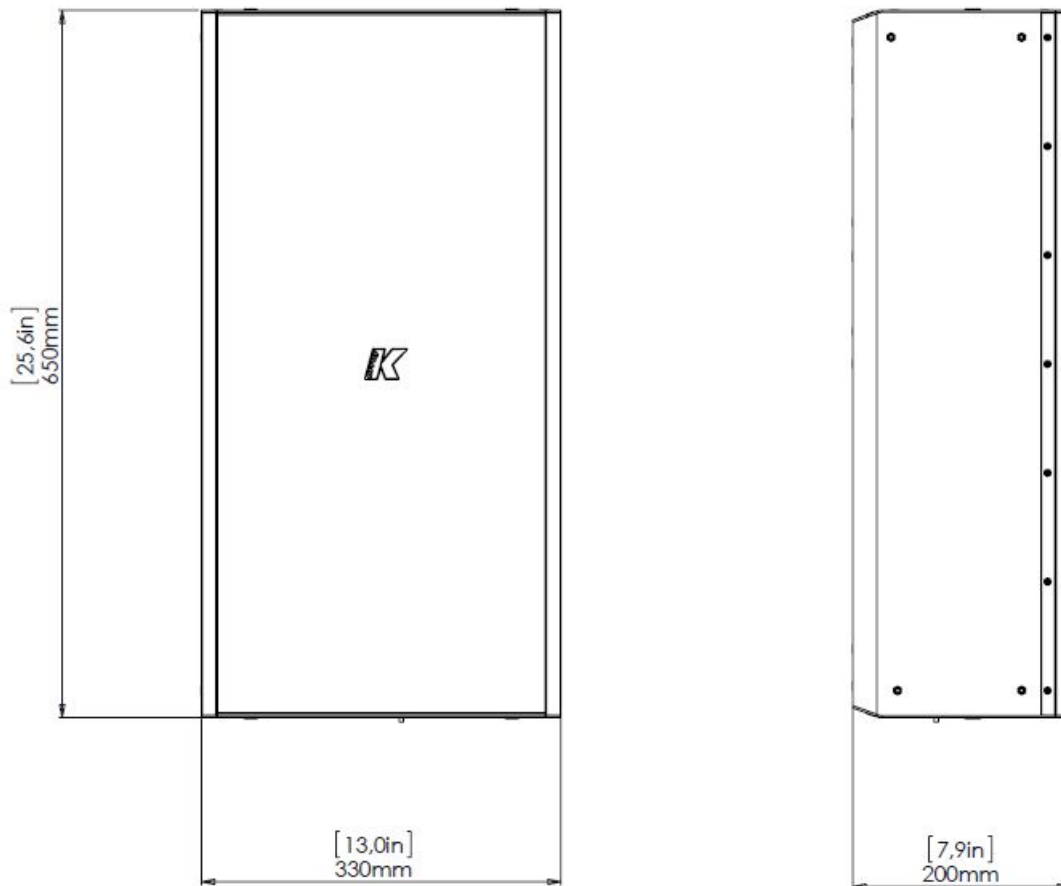
hearing checked. The louder the volume, the less time is required before your hearing could be affected.

- Choking Hazards. This device contains small parts, which may present a choking hazard to small children. Keep the device and its accessories away from small children.
- Do not make repairs yourself. Never attempt to disassemble, repair or modify the system yourself. Disassembling the unit may cause damage that is not covered under the warranty. The device contains no user-serviceable parts. Repairs should only be performed by factory trained service personnel.
- Sound distortion. Do not operate speakers for an extended period of time with sound distortion. This is an indication of malfunction, which in turn can generate heat and result in a fire.
- Carrying, handling and installing the device. The device contains sensitive components. Do not drop, disassemble, open, crush, bend, deform, puncture, shred, incinerate, paint, or insert foreign objects into it. If your device has been dropped or damaged unplug the power cable immediately.
- Setup. Set up your device on a stable retaining horizontal surface. If combined or mechanically connected with other products, always verify the stability of the resulted system. Install the unit only in a location that can structurally support the weight of the unit, far away from people who can interfere with the stability of the system. Assure that the wind does not interfere with the system's stability, taking extra securities like chains, weights, ropes or any other certified anchoring systems. Doing otherwise may result in the unit falling down, causing personal injury or property damage or even death. The system should only be suspended by qualified personnel following safe rigging practices. Secure fixings to the building structure are vital. To clarify any doubt you may have, seek help from architects, structural engineers or other specialists.

UNPACKING

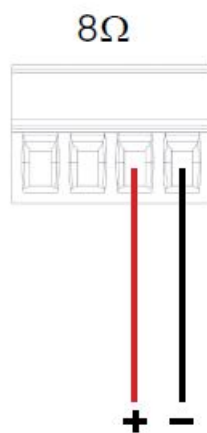
Each K-array speaker is built to the highest standard and thoroughly inspected before leaving the factory. Upon arrival, carefully inspect the shipping carton, then examine and test your new amplifier. If you find any damage, immediately notify the shipping company. Only the consignee may institute a claim procedure regarding the system's electronic equipment.

PHYSICAL OVERVIEW



WIRING

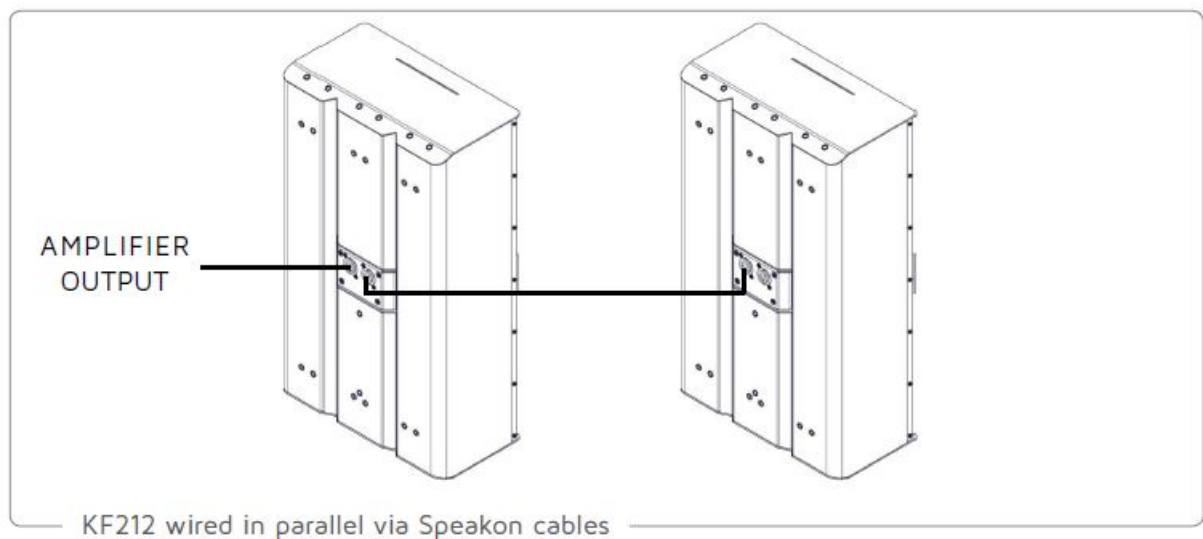
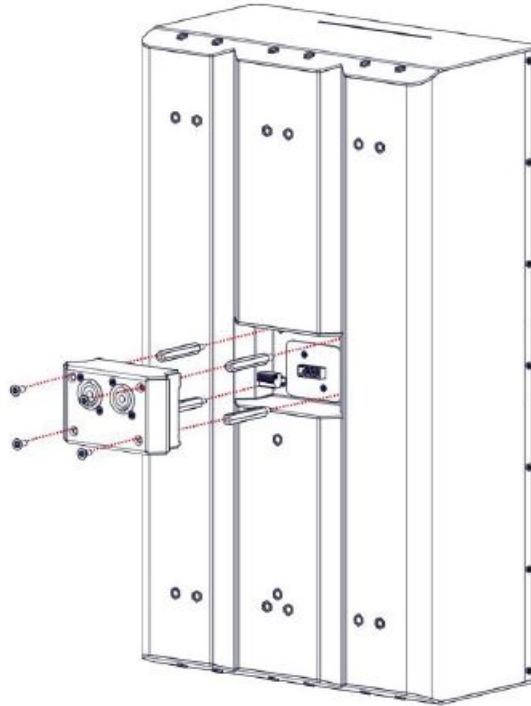
The KF212 features a 4-pin Phoenix connector similar to the other speakers, KF26 and KF210, in the Domino line. The KF212 only utilizes two pins to connect the speaker to the amplifier, as shown in the diagram below.



K-2SPK ACCESSORY

This accessory is used to connect a Speakon cable to a KF212. It features two Speakon connectors wired in parallel providing the possibility to wire two units in parallel using Speakon cables.

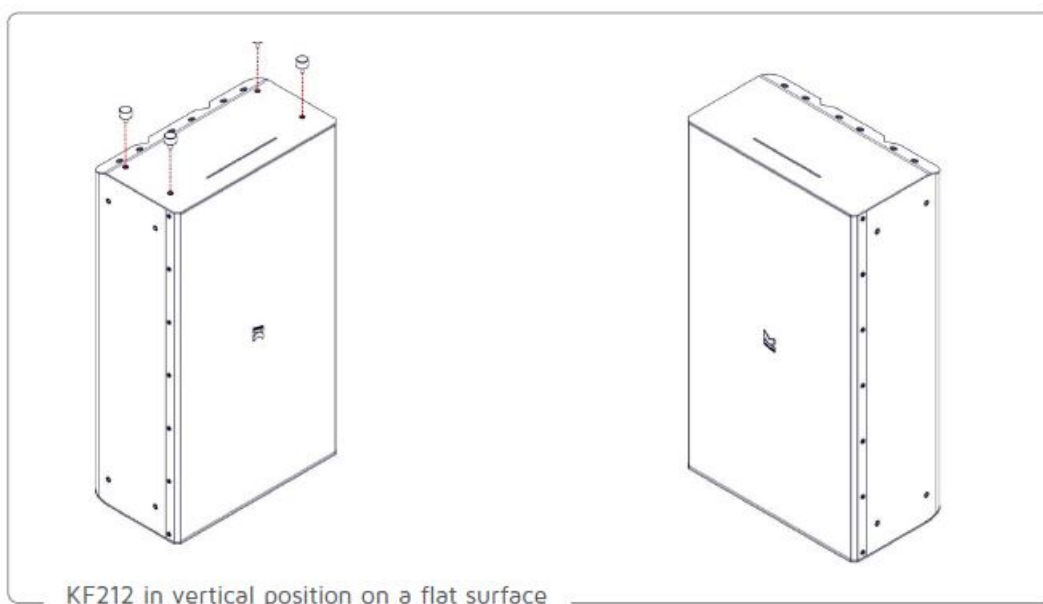
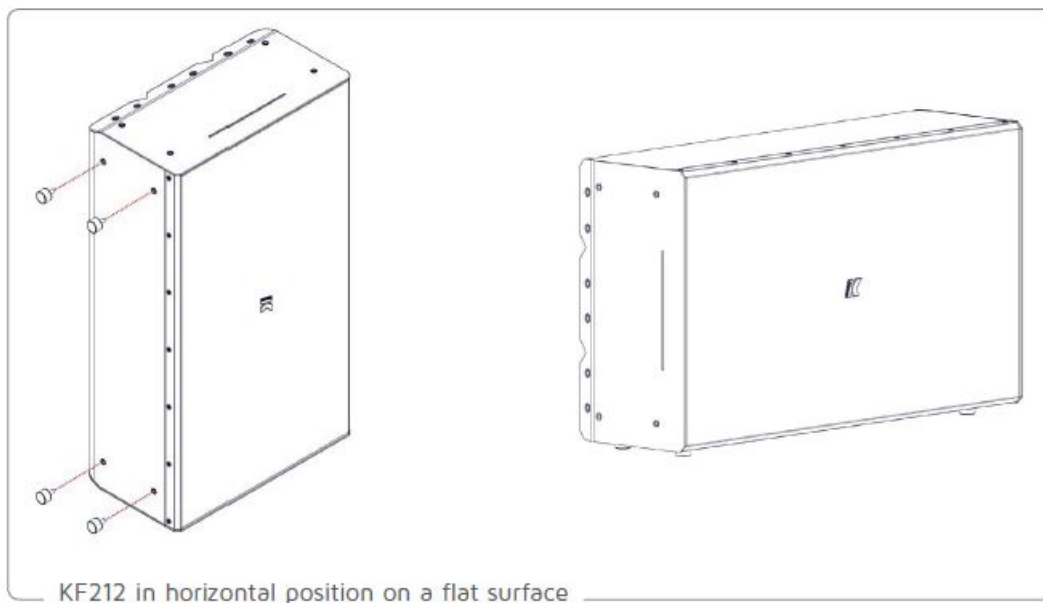
The two wires situated at the back of the K-2SPK carry the signal from the 1+ contact (red wire) and 1- contact (black wire) of the Speakon connector. The two wires will need to be wired the phoenix connector as shown in the previous section then the four screws and four hexagonal spacers included are used to mount the K-2SPK on the KF.



SETUP

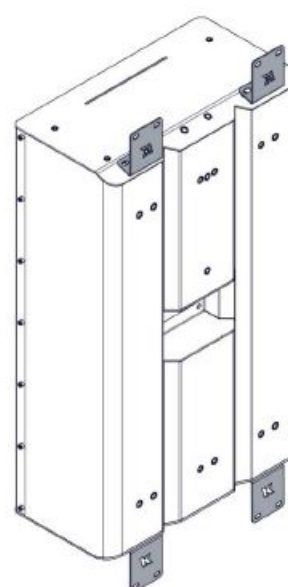
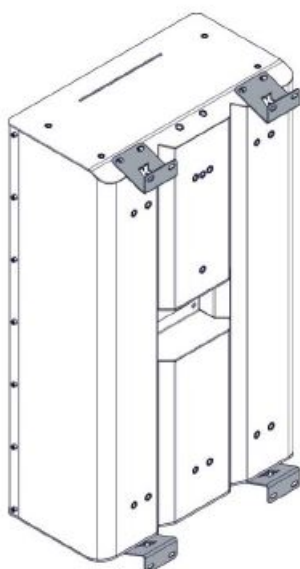
STACKED SETUP

KF212 units can be positioned on a flat surface both in horizontal and in vertical position thanks to the four rubber feet included.



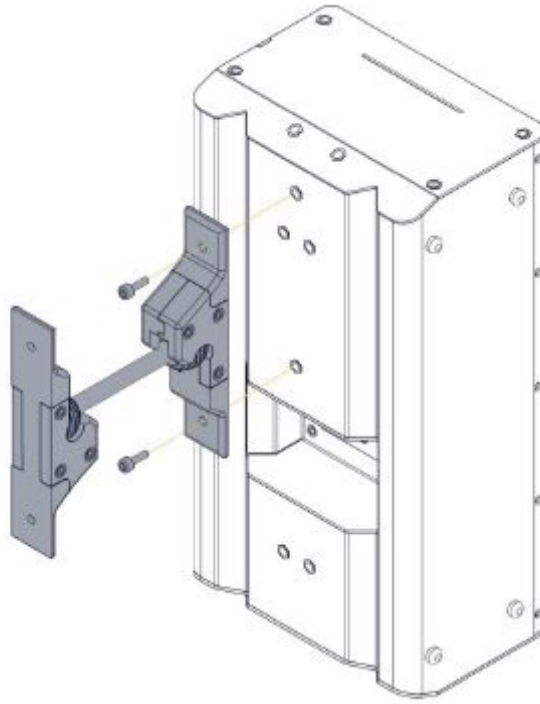
HANGING SETUP

The KF212 can be mounted on the wall using the four included wall brackets.



TILTING THE SYTEM

When a tilting angle is necessary, the KF212 can be mounted on the wall with the K-WALL2 accessory (not included).



SERVICE

To obtain service:

1. Contact the official K-array distributor in your country. Your local distributor will direct you to the appropriate service center.
2. If you are calling for service, please have the serial number(s) of the unit(s) available for reference. Ask for Customer Service, and be prepared to describe the problem clearly and completely.
3. If the problem cannot be resolved over the phone, you may be required to send the unit in for service. In this instance, you will be provided with an RA (Return Authorization) number which should be included on all shipping documents and correspondence regarding the repair. Shipping charges are the responsibility of the purchaser.

Any attempt to modify or replace components of the device will invalidate your warranty. Service must be performed by an authorized K-array service center.

Cleaning:

Use only a soft, dry cloth to clean the housing. Do not use any solvents, chemicals, or cleaning solutions containing alcohol, ammonia, or abrasives. Do not use any sprays near the product or allow liquids to spill into any openings.

TECHNICAL SPECIFICATION

	ACOUSTICS
Max Power Handling	700 W
Impedance	8 Ω
Frequency range (-10 dB)	40 Hz – 19000 Hz
SPL 1W/1mt	100 dB ⁽¹⁾
Maximum SPL	124 dB (cont.) – 130 dB (peak) ⁽²⁾
	COVERAGE
Horizontal	90°
Vertical	60°
	CROSSOVER
Type	Internal passive crossover
Frequency	2500 Hz
	TRANSDUCERS
Type	1 x 12" coaxial ferrite magnet woofer with 3" voice coil + titanium dome with 1.7" voice coil
Type	1 x 12" passive radiator
	POWER AUDIO IN/OUT
Connectors	1 x 4-pin phoenix connector (only 2 pins used)
	RECOMMENDED AMPLIFIERS
	KA84
	CERTIFICATION
	56 (More complete water protection with K-KUIP accessory)
	PHYSICAL
Dimensions (LxHxD)	33.0 cm x 65.5 cm x 20.0 cm (12.9" x 25.7" x 7.8")
Weight	23.5 kg (51.8 lbs)

Notes for data

1. Measured @4 mt then scaled @ 1m;
2. Measured with the musical signal

New materials and designs are introduced into existing products without previous notice. Present systems may differ in some respects from those presented in this catalog.

DECLARATION OF CONFORMITY

- Manufacturer/Importer: K-array s.u.r.l.
- Brand: K-ARRAY
- Address: via Paolina Romagnoli 17 50038 Scarperia e S. Piero Firenze ITALY
- Date of Issue: 14 / 03 / 2017
- Model Code: KF210 – KF210W – KF212 – KF212W
- Declaration: Complies with safety essential requirements of Council Directive 2004/108/EC on the approximation of the Laws of the Member States relating to electromagnetic compatibility.

2006/95/EC on the harmonization of the laws of member states relating to equipment designed for the use within certain voltage limits This declaration applies to all specimens manufactured in accordance with the attached manufacturing drawings which form part of this declaration. Assessment of compliance of the product with the requirements relating to electromagnetic compatibility and low voltage directive was based on the following standards:

EMC: EN 55103-1:2009
EN 55103-2:2009
EN 61000-3-2:2006+A1+A2
EN 61000-3-3:2008
Safety: EN 60065:2002+A1+A11+A2+A12
RoHS II: Directive 2011/65/UE (08 june 2011)

Marking:

Applying Year: 2017
Applied by: K-array s.u.r.l.
Via Paolina Romagnoli 17
50038 Scarperia e S. Piero


Firenze Italy

Tel. +39 055 8487222
Fax +39 055 8487238
Signed by: Franco Spataro
Technical Manager

K-array s.r.l. a socio unico società soggetta alla attività di direzione e coordinamento di HP Sound Equipment spa
P. IVA / VAT / CF 06206990480 – R.E.A. 609589 Cap. soc. i.v. € 100.000,00
Sede legale: via Paolina Romagnoli 17 50038 Scarperia e San Piero – Firenze – ITALY tel +39 055 8487222 fax +39 055 8487238

k-array@pec.it
www.k-array.com

Documents / Resources

	<p>K-ARRAY KF212 Full Range Speaker with 2 x 12 Inch Drivers [pdf] User Guide KF212, Full Range Speaker with 2 x 12 Inch Drivers</p>
---	--