



## Contents [ [hide](#) ]

- [1 Jura MDB Bluetooth LE Connect Fully Automatic Machine](#)
- [2 Proper use](#)
- [3 Overview of MDB Connect](#)
- [4 Installation](#)
- [5 Connecting to JURA Cool Control](#)
- [6 LED indicators](#)
- [7 JURA Products Ltd warranty conditions](#)
- [8 Documents / Resources](#)
  - [8.1 References](#)



## Jura MDB Bluetooth LE Connect Fully Automatic Machine



**Wireless connection (Bluetooth LE / Wi-Fi):** Frequency band 2.4 GHz | Max. transmission power < 100 mW

## Proper use

MDB Connect may only be used with the specified JURA interfaces. It provides wireless communication between the coffee machine and various accessories (for compatible machines, see [jura.com](https://jura.com)). Use for any other purpose will be deemed improper. JURA cannot accept any responsibility for the consequences of improper use.

## Overview of MDB Connect



1. LED: Indicates the status of MDB Connect
2. Connector: For inserting into the service socket of the coffee machine / MDB interface / Cool Control

## Installation

1. MDB Connect must be inserted into the service socket of the automatic coffee machine (which is switched off).
2. This is usually on the top or at the rear of the machine, beneath a removable cover. If you don't know where the service socket of your coffee machine is, ask your dealer or go to [jura.com](https://jura.com).
3. Plug the MDB Connect into the coffee machine's service socket. The "Collection" programme item appears in the coffee machine's settings.
4. Find out more at [jura.com/payment](https://jura.com/payment).

## Connecting to JURA Cool Control

MDB Connect can be used to connect the coffee machine to Cool Control. This requires that Cool Control is also equipped with MDB Connect. If a machine is switched off and then on again, the connection is re-established automatically.

Resetting MDB Connect to factory

## Settings in Cool Control

MDB Connect can be reset to factory settings should any general problems occur (such as connection problems). To do this, press and hold the Cool Control On/Off button Q.

## LED indicators

LED action	Coffee machine	Cool Control	MDB interface system 2.0
LED does not light up	Coffee machine is switched off; no power supply	Cool Control is switched off; no power supply	MDB interface system is switched off; no power supply
LED lights up	–	Connection established with the coffee machine	
LED flashes (once per second)	Connection established with the accessory	The coffee machine is switched off, connection to coffee machine not possible	
LED flashes (twice per second)	Attempting to establish a connection	Cool Control/MDB interface system is not configured with the coffee machine.	

## Contact

JURA Elektroapparate AG

Kaffeeweltstrasse 10

4626 Niederbuchsiten, Switzerland

Tel. +41 (0)62 389 82 33

You can find additional contact details for your country at [jura.com](http://jura.com).

Declaration of conformity: [jura.com/conformity](http://jura.com/conformity)

This device complies with Industry Canada licence-exempt RSS standard(s) and part 15 of the FCC Rules. Operation is subject to the following two conditions:

1. This device may not cause interference, and
2. This device must accept any interference, including interference that may cause Undesired operation of the device. Changes or modifications not expressly approved

by

3. The party responsible for compliance could void the user's authority to operate the equipment.

## **JURA Products Ltd warranty conditions**

For this machine, JURA Products Ltd, Vivary Way, Colne, Lancashire, offers to the end customer, in addition to the rights of guarantee from the retailer, an optional manufacturer's warranty with the following terms and conditions for 12 months from the date of purchase.

1. During the warranty period, defects will be remedied by JURA. JURA shall decide whether to remedy the defect by repairing the machine, replacing defective parts, or replacing the machine. The performance of warranty services shall not cause the warranty period to be extended or restarted. Replaced parts become the property of JURA.
2. A warranty service is not applicable for damage or defects caused by incorrect connection, incorrect handling or transport, repair attempts or modifications by unauthorised persons or non-compliance with the instructions for use. In particular, the warranty shall be void if JURA's operating or maintenance instructions are not followed, or if maintenance products other than JURA water filters, JURA cleaning tablets, or JURA descaling tablets are used, which do not correspond to the original specifications. Wearing parts (e.g., seals, grinding discs, valves) are excluded from the warranty, as is damage caused by foreign bodies entering the grinder (e.g., stones, wood, paper clips).
3. The sales receipt, specifying the purchase date and machine type, must be provided as evidence for warranty claims. To simplify the process, the sales receipt should also include the following information, where possible: name and address of the customer and serial number of the machine.
4. Warranty services are performed in the United Kingdom. For machines purchased in one EU country and taken to another EU country, services will be performed under the JURA warranty conditions applicable in this country. An obligation to provide warranty services only exists if the machine satisfies the technical specifications applicable in the country in which the warranty claim is made.
5. In the United Kingdom, warranty services are performed by authorised JURA service

provider centres for commercial models.

### **JURA Products Ltd**

Service hotline: 0844 257 92 29 (charged at local rates)

E-Mail: [service@uk.jura.com](mailto:service@uk.jura.com)

Availability: Monday to Friday 8.30 a.m. – 5.00 p.m.

Service centre address: JURA Products Ltd.

### **Vivary Mill**

Vivary Way

Colne, Lancashire BB8 9NW

Distributor address: JURA Products Ltd.

### **Vivary Mill**

Vivary Way

Colne, Lancashire BB8 9NW

### **International guarantee for all other countries**

For this machine, which was designed and built for professional use, JURA AG offers to the end-user customer, in addition to the rights of guarantee from the retailer, a manufacturer's warranty with the following terms and conditions:

12 months from the date of initial purchase

1. JURA shall remedy all defects within the warranty period. JURA shall decide whether to remedy the defect by repairing the machine, replacing defective parts, or replacing the machine. The performance of warranty services shall not cause the warranty period to be extended or restarted. Replaced parts shall become the property of JURA.
2. A warranty service is not applicable for damage or defects caused by incorrect connectio, incorrect handling or transport, repair attempts, or modifications by unauthorised persons or non-compliance with the instructions for use. In particular, the warranty shall be void if JURA's operating or maintenance instructions are not followed or if maintenance products other than JURA water filters, JURA cleaning tablets, or JURA descaling tablets are used that do not correspond to the original specifications. Wearing parts (e.g., seals, grinding discs, valves) are excluded from the

warranty, as is damage caused by foreign bodies entering the grinder (e.g., stones, wood, paper clips).

3. The sales receipt, specifying the purchase date and machine type, must be provided as evidence of warranty claims. To simplify the process, the sales receipt should also include the following information, where possible: name and address of the customer and serial number of the machine.
4. Guarantee and services are available in all countries where this product is officially distributed by Jura. In countries where JURA does not distribute the product, please contact JURA International Headquarters.

### **JURA International Headquarters, Switzerland**

Homepage: [www.jura.com](http://www.jura.com)

Phone number: +41 62 389 82 33

Fax: +41 62 389 81 37

E-Mail: [export@jura.com](mailto:export@jura.com)
































Address: JURA Elektorapparate AG

Kaffeeweltstrasse 10

4626 Niederbuchsiten

Switzerland

## **Documents / Resources**

                              	<a href="#">jura MDB Bluetooth LE Connect Fully Automatic Machine [pdf]</a> Instruction Manual MDB Bluetooth LE Connect Fully Automatic Machine, Bluetooth LE Connect Fully Automatic Machine, Fully Automatic Machine, Automatic Machine
---	--

## **References**

- [User Manual](#)

---

# Leave a comment

Your email address will not be published. Required fields are marked \*

Comment \*

Name

Email

Website

☐ Save my name, email, and website in this browser for the next time I comment.

**Post Comment**

**Search:**

e.g. whirlpool wrf535swhz

**Search**

[Manuals+](#) | [Upload](#) | [Deep Search](#) | [Privacy Policy](#) | [@manuals.plus](#) | [YouTube](#)

This website is an independent publication and is neither affiliated with nor endorsed by any of the trademark owners. The "Bluetooth®" word mark and logos are registered trademarks owned by Bluetooth SIG, Inc. The "Wi-Fi®" word mark and logos are registered trademarks owned by the Wi-Fi Alliance. Any use of these marks on this website does not imply any affiliation with or endorsement.