



JUNO JSBT 4IN SlimBasics Tapered Switchable Mount Disk Light Installation Guide

[Home](#) » [Juno](#) » JUNO JSBT 4IN SlimBasics Tapered Switchable Mount Disk Light Installation Guide 

Contents

- [1 JUNO JSBT 4IN SlimBasics Tapered Switchable Mount Disk Light](#)
- [2 Product Information](#)
- [3 Product Features](#)
- [4 Applications](#)
- [5 Specifications](#)
- [6 Product Usage Instructions](#)
- [7 Dimensions](#)
- [8 Performance](#)
- [9 ORDERING INFORMATION](#)
- [10 JBOX Compatibility](#)
- [11 Install In 3 Simple Steps](#)
 - [11.1 Installation](#)
- [12 Warranty](#)
- [13 PHOTOMETRICS](#)
- [14 Documents / Resources](#)
 - [14.1 References](#)
- [15 Related Posts](#)



JUNO JSBT 4IN SlimBasics Tapered Switchable Mount Disk Light



Product Information

The Juno SlimBasics JSBT Tapered Switchable White LED Surface Mount Disk Light is available in two sizes: 4 inches and 6 inches. It is designed to be paired with an inexpensive recessed junction box, providing an economical alternative to recessed downlighting. The integrated 3CCT switch (3000/4000/5000K) allows the end user to fine-tune the feel of their space, while the two available sizes insure you will have the right amount of light. The JSBT Switchable White Tapered LED Disk Lights can be used to comply with 2019 JA8 High Efficacy LED Light Source Requirements.

Product Features

- **Two available sizes:** 4 inches and 6 inches
- Integrated 3CCT switch (3000/4000/5000K)
- Can be used to comply with 2019 JA8 High Efficacy LED Light Source Requirements
- Delivers up to 830 Lumens (JSBT 4IN) and up to 1090 Lumens (JSBT 6IN) 90+ CRI
- Dedicated 120V Phase Dimming down to 10%

The SlimBasics JSBT Switchable White Tapered LED Disk Lights are designed to be paired with an inexpensive recessed junction box providing an economical alternative to recessed downlighting. Additionally, the JSBT offers the ultimate in flexibility for both new construction and renovations. An integrated 3CCT switch (3000/4000/5000K) allows the end user to fine-tune the feel of their space, while the two available sizes (4" and 6") insure you will have the right amount of light.

Applications

The Juno SlimBasics JSBT Tapered Switchable White LED Surface Mount Disk Light is suitable for both new construction and renovations. It is ideal for use in residential, commercial, and hospitality applications.

- Designed to be used across an entire space where traditional downlights have been used in the past
- Ideal for residential single and multi-family, as well as light commercial and hospitality spaces
- The wet location rating makes them perfect for use in bathrooms, soffits, and outdoor covered ceiling areas.
- Installs directly into industry standard junction boxes
- Suitable for use in closets, compliant when installed to NFPA® 70 NEC® Section 410.16 (A)(1) and (C)(1)

Specifications

- **Width:** JSBT 4IN – 7.09 inches, JSBT 6IN – 8.39 inches

- **Depth:** JSBT 4IN – 1.29 inches, JSBT 6IN – 1.34 inches
- **Lens Opening:** JSBT 4IN – 4.13 inches, JSBT 6IN – 5.62 inches
- **Electrical Connections:** Fixture provided with leads for direct wire connection in JBox

Construction

Low profile tapered aluminum trim frame with matte finish Molded polycarbonate, UV stabilized diffuser dome lens conceals the LEDs from direct view and provides uniform lens luminance.

LED Light Engine

- LED board mounted directly to aluminum housing designed to provide superior thermal management and ensure long life
- Switchable white LED color temperature technology offers 3000K, 4000K, 5000K all in one disk light
- 90 CRI minimum
- Accommodates 120 volts AC at 60Hz
- Dimmable with most standard magnetic low voltage and electronic low voltage dimmers

Electrical Connections

Fixture provided with leads for direct wire connection in JBox

Product Usage Instructions


To install the Juno SlimBasics JSBT Tapered Switchable White LED Surface Mount Disk Light, follow these three simple steps:

1. Choose a compatible junction box for installation (refer to the JBOX Compatibility table in the user manual).
2. Connect the fixture leads to the power source in the junction box.
3. Mount the fixture onto the junction box using the appropriate accessory (refer to the ACCESSORIES table in the user manual).

The Juno SlimBasics JSBT Tapered Switchable White LED Surface Mount Disk Light is compatible with most standard phase dimmers (refer to the Dimmer Compatibility table in the user manual). To adjust the color temperature, use the integrated 3CCT switch (3000/4000/5000K).

- Project:
- Fixture Type:
- Location:
- Contact/Phone:

Dimensions



Performance

Delivered Lumens	JSBT 4IN = Up to 830L JSBT 6IN = Up to 1090L
LED Color Temperature	3000K/4000K/5000K
CRI	90+
Voltage	Dedicated 120V
Dimming	Phase Dimming down to 10%

ORDERING INFORMATION


Example: JSBT 4IN SWW2 90CRI WL MW M6

Series	Color Temperature	CRI	Wet Location	Color Finish
JSBT 4IN 4" Juno Tapered Disk Light	SWW2 3000K/4000K/5000K	90CRI 90CRI	WL Wet Location	MW Matte White
JSBT 6IN 6" Juno Tapered Disk Light				








ACCESSORIES	
JSBTTRIM 4IN BL M6 1	Black 4" Trim
JSBTTRIM 6IN BL M6 1	Black 6" Trim
JSBTTRIM 4IN BZ M6 1	Bronze 4"
JSBTTRIM 6IN BZ M6 1	Bronze 6"
JSBTADPTR 4IN CNDA M50	Canadian 4" JBOX Adapter




Notes:

1 JSBTTRIM only compatible with SWW2 non-PIR fixtures

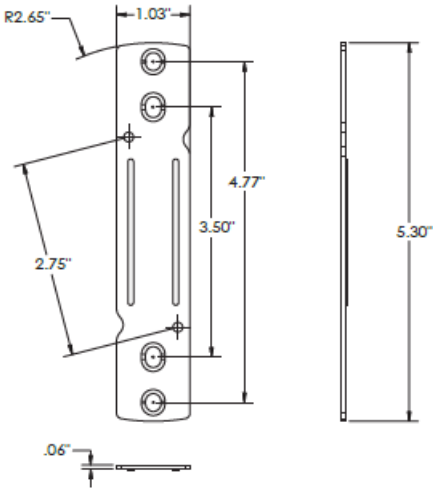


JBOX Compatibility

	3-1/2" Octag on Box Steel	4" Drawn Octagon 1 -1/2" Deep Steel	3-1/2" Drawn Round Ceilin g Pan Steel / Old Work	4" Round Plastic / New York	4" Drawn Round Ce iling Pan Steel	4" Round Plastic / New Wor k	4" Dia. Ceiling Box With Bar Plastic / New York
							
Exterior LXWXH	3.2" x 3.2" x 1 .55"	3.54" x 3.5 4" x 1.55"	3.38" Rd. x 0. 5" Dep.	4" Dia. x 2 .3"	4" Dia. x 0 .5" Dep.	4" Dia. x 2 .375"	14.5" x 4.5" x 4 "
Mountin g Dime nsion	2.75"	3.5"	2.75"	2.75" / 3.5 "	3.5"	2.75" / 3.5 "	2.75" / 3.5"
Fixture	JSBT 4IN/ JS BT 6IN	JSBT 6IN	JSBT 4IN/ JS BT 6IN	JSBT 4IN/ JSBT 6IN	JSBT 6IN	JSBT 4IN/ JSBT 6IN	JSBT 4IN/ JSB T 6IN

	4" Square Box	WiringPro 4" Square Box	Iberville 4" Octagonal Box
			
Exterior LXWXH	4"x 4" x 1.5"	4" X 4" X 1.5"	4" x 4' x 1.5"
Mounting Dimension	4"	4"	4"
Fixture	JSBT 4IN	JSBT 4IN	JSBT 4IN

Canadian 4IN J-Box Bracket



Install In 3 Simple Steps



Dimmer Compatibility

Forward Phase Dimmers	Reverse Phase Dimmers	Acuity Brands Dimmers
Lutron Maestro® STCL-153		Acuity SensorSwitch® Forward phase paddle dimmer/WPD WH
Lutron RadioRa® RRD-10ND	Lutron Maestro ELV® MAELV-600	
Lutron Diva® DVCL-153P		
Lutron Vive® MRF2S-6ND		
Lutron Caseta® PD-6WCL		
Leviton SureSlide® IPM06-1LZ		
Leviton Illumatech® IPL06-10Z		

Installation

Junction Box Mounting

The driverless JSBT installs directly into industry standard junction boxes that requires no separate mounting bracket for installation

- Compatible boxes include 3-1/2" and 4" octagon junction boxes (1-1/2" minimum depth), round mud rings with 2-3/4" mounting centers, and 3" & 4" diameter non-metallic boxes
- Provides fast installation of fully assembled fixture to JBox
- Suitable for ceiling mount
- Suitable for use in closets, compliant when installed to NFPA® 70 NEC® Section 410.16 (A)(1) and (C)(1).

Life

High performance, long functional life of 50,000 hrs (L70).

Labels

ETL listed for US and Canada

- ENERGY STAR® Certified
- Suitable for indoor wet locations
- Certified to the high efficacy requirements of California T24 JA8-2019.

Testing

All reports are based on published industry procedures; field performance may differ from laboratory performance.

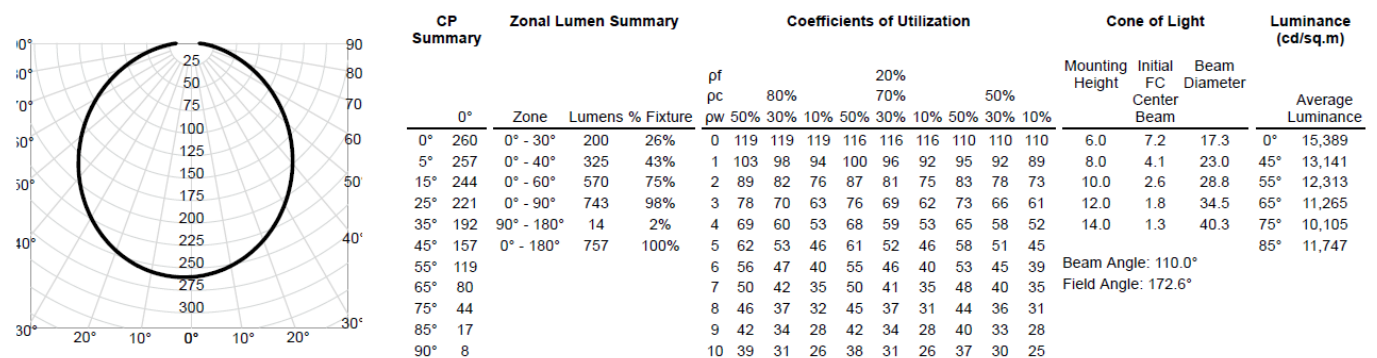
Warranty

5-year limited warranty. This is the only warranty provided and no other statements in this specification sheet create any warranty of any kind. All other express and implied warranties are disclaimed. Complete warranty terms located at: www.acuitybrands.com/support/warranty/terms-and-conditions

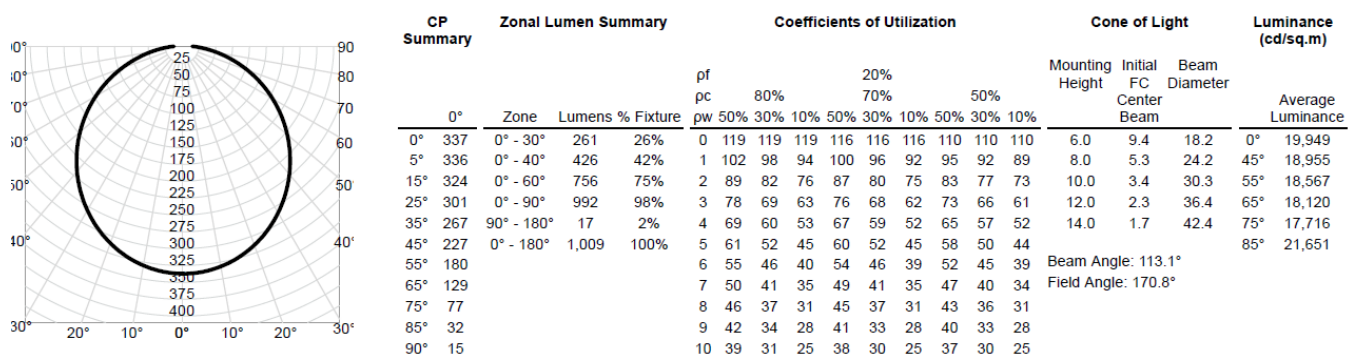
Note: Actual performance may differ as a result of end-user environment and application. All values are design or typical values, measured under laboratory conditions at 25 °C. Specifications subject to change without notice.

PHOTOMETRICS

JSBT 4IN SWW2 90CRI WL MW M6 Input Watts: 10.5, Delivered Lumens: 757, LPW: 70.5, S/MH: 1.25
(Based off 3000K)



JSBT 6IN SWW2 90CRI WL MW M6 Input Watts: 14.5, Delivered Lumens: 1009, LPW: 68.1, S/MH: 1.26
(Based off 3000K)




One Lithonia Way Conyers, GA 30012

- Phone 1-800-705-SERV (7378)
- Visit us at www.acuitybrands.com

Printed in U.S.A. © 2022-2023 Acuity Brands Lighting, Inc. Rev. 02/16/23

Documents / Resources

	<p>JUNO JSBT 4IN SlimBasics Tapered Switchable Mount Disk Light [pdf] Installation Guide JSBT 4IN, JSBT 6IN, JSBT 4IN SlimBasics Tapered Switchable Mount Disk Light, SlimBasics T apered Switchable Mount Disk Light, Tapered Switchable Mount Disk Light, Switchable Mount Disk Light, Mount Disk Light, Disk Light</p>
--	---

References

- [Acuity Brands | Lighting, Controls, and Building Management Solutions](#)
- [Terms and Conditions and Warranties | Acuity Brands](#)