

Juniper NETWORKS Secure Connect Highly Flexible SSL VPN Instructions

[Home](#) » [JUNIPER NETWORKS](#) » Juniper NETWORKS Secure Connect Highly Flexible SSL VPN Instructions 

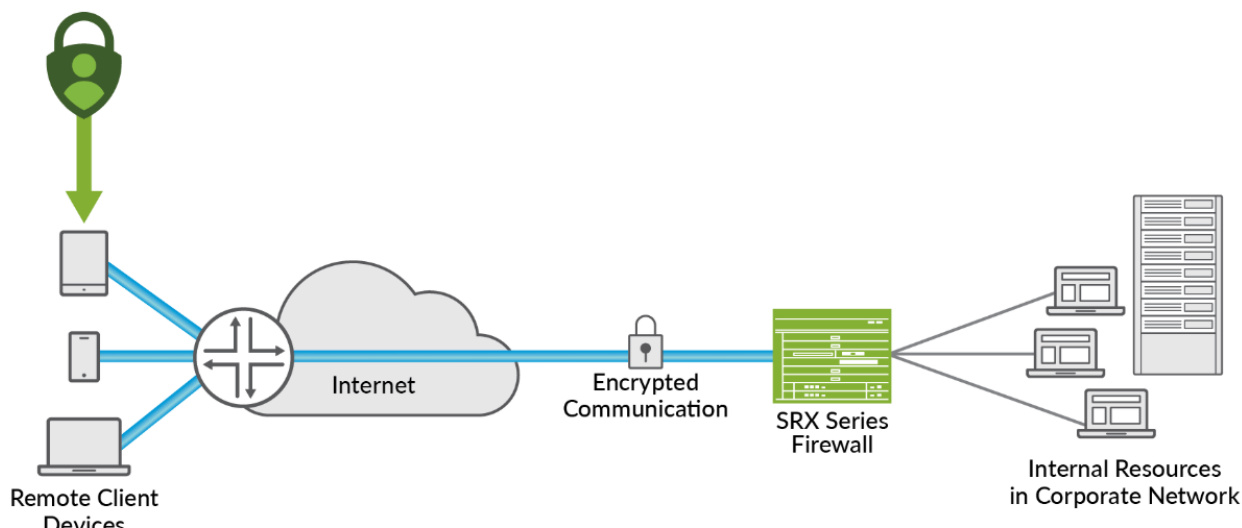
Contents

- [1 Juniper NETWORKS Secure Connect Highly Flexible SSL VPN](#)
- [2 Product Usage Instructions](#)
- [3 Introduction](#)
- [4 What's Changed](#)
- [5 Platform and Infrastructure](#)
- [6 Requesting Technical Support](#)
- [7 Documents / Resources](#)
 - [7.1 References](#)
- [8 Related Posts](#)



Juniper NETWORKS Secure Connect Highly Flexible SSL VPN

Juniper Secure Connect Application
installed on the Client Device



Specifications

- **Product:** Juniper Secure Connect Application
- **Version:** 24.3.4.73
- **Operating Systems:** macOS, Windows, iOS, Android
- **Release Date:** January 2025

Product Usage Instructions

Downloading Juniper Secure Connect Application

To download the Juniper Secure Connect application software for macOS, follow these steps:

1. Visit the official Juniper website.
2. Navigate to the Downloads section.
3. Locate the Juniper Secure Connect application for macOS.
4. Click on the download link and follow the on-screen instructions to install the application.

Features and Updates

The Juniper Secure Connect Application release 24.3.4.73 for macOS includes the following features and updates:

- No new features introduced in this release.
- Platform and Infrastructure changes may have been implemented.

FAQ

How can I request technical support for Juniper Secure Connect?

To request technical support for Juniper Secure Connect, you can utilize the following resources:

Introduction

Juniper® Secure Connect is a client-based SSL-VPN application that allows you to securely connect and access protected resources on your network.

Table 1 on page 1, Table 2 on page 1, Table 3 on page 2, and Table 4 on page 2 shows the comprehensive list of

available Juniper Secure Connect application releases. You can download the Juniper Secure Connect application software for:

- Windows OS from [here](#).
- macOS from [here](#).
- iOS from [here](#).
- Android OS from [here](#).

This release notes covers new features and updates that accompany the Juniper Secure Connect application release 24.3.4.73 for macOS operating system as described in Table 2 on page 1.

Table 1: Juniper Secure Connect Application Releases for Windows Operating System

Platform	All Released Versions	Released Date
Windows	23.4.13.16	2023 July
Windows	23.4.13.14	2023 April
Windows	21.4.12.20	2021 February
Windows	20.4.12.13	2020 November

Table 2: Juniper Secure Connect Application Releases for macOS Operating System

Platform	All Released Versions	Released Date
macOS	24.3.4.73	2025 January
macOS	24.3.4.72	2024 July
macOS	23.3.4.71	2023 October

Platform	All Released Versions	Released Date
macOS	23.3.4.70	2023 May
macOS	22.3.4.61	2022 March
macOS	21.3.4.52	2021 July
macOS	20.3.4.51	2020 December
macOS	20.3.4.50	2020 November

Table 3: Juniper Secure Connect Application Release for iOS Operating System

Platform	All Released Versions	Released Date
iOS	23.2.2.3	2023 December
iOS	*22.2.2.2	2023 February
iOS	21.2.2.1	2021 July
iOS	21.2.2.0	2021 April

*In the February 2023 release of Juniper Secure Connect, we've published the software version number 22.2.2.2 for iOS.

Table 4: Juniper Secure Connect Application Release for Android Operating System

Platform	All Released Versions	Released Date
Android	24.1.5.30	2024 April
Android	*22.1.5.10	2023 February
Android	21.1.5.01	2021 July
Android	20.1.5.00	2020 November

*In the February 2023 release of Juniper Secure Connect, we've published the software version number for Android.

For more information on Juniper Secure Connect, see Juniper Secure Connect User Guide.

What's New

There are no new features in Juniper Secure Connect application in this release.

What's Changed

IN THIS SECTION

Platform and Infrastructure | 3

Learn about changes to the Juniper Secure Connect application in this release.

Platform and Infrastructure

- You can now use the Connect button in the Juniper Secure Connect application on macOS Sequoia 15.2 without issues. This update resolves previous problems with the Connect button's functionality, ensuring a seamless connection experience for users.

Known Limitations

There are no known limitations for Juniper Secure Connect application in this release.

Open Issues

There are no known issues for Juniper Secure Connect application in this release.

Resolved Issues

There are no resolved issues for Juniper Secure Connect application in this release.

Requesting Technical Support

IN THIS SECTION

Self-Help Online Tools and Resources | 5

Creating a Service Request with JTAC | 5

Technical product support is available through the Juniper Networks Technical Assistance Center (JTAC). If you are a customer with an active J-Care or Partner Support Service support contract, or are covered under warranty, and need post-sales technical support, you can access our tools and resources online or open a case with JTAC.

- JTAC policies—For a complete understanding of our JTAC procedures and policies, review the JTAC User Guide located at <https://www.juniper.net/us/en/local/pdf/resource-guides/7100059-en.pdf>.
- Product warranties—For product warranty information, visit <http://www.juniper.net/support/warranty/>.
- JTAC hours of operation—The JTAC centers have resources available 24 hours a day, 7 days a week, 365 days a year.

Self-Help Online Tools and Resources

For quick and easy problem resolution, Juniper Networks has designed an online self-service portal called the Customer Support Center (CSC) that provides you with the following features:

- Find CSC offerings: <https://www.juniper.net/customers/support/>
- Search for known bugs: <https://prsearch.juniper.net/>
- Find product documentation: <https://www.juniper.net/documentation/>
- Find solutions and answer questions using our Knowledge Base: <https://kb.juniper.net/>
- Download the latest versions of software and review release notes:
<https://www.juniper.net/customers/csc/software/>
- Search technical bulletins for relevant hardware and software notifications: <https://kb.juniper.net/InfoCenter/>
- Join and participate in the Juniper Networks Community Forum:
<https://www.juniper.net/company/communities/>

To verify service entitlement by product serial number, use our Serial Number Entitlement (SNE) Tool:
<https://entitlementsearch.juniper.net/entitlementsearch/>

Creating a Service Request with JTAC

You can create a service request with JTAC on the Web or by telephone


- Call 1-888-314-JTAC (1-[888-314-5822](tel:888-314-5822) toll-free in the USA, Canada, and Mexico).
- For international or direct-dial options in countries without toll-free numbers, see
<https://support.juniper.net/support/requesting-support/>

Revision History











- 10 January 2025—Revision 1, Juniper Secure Connect Application

Juniper Networks, the Juniper Networks logo, Juniper, and Junos are registered trademarks of Juniper Networks, Inc. in the United States and other countries. All other trademarks, service marks, registered marks, or registered service marks are the property of their respective owners. Juniper Networks assumes no responsibility for any inaccuracies in this document. Juniper Networks reserves the right to change, modify, transfer, or otherwise revise

Documents / Resources

	<p>Juniper NETWORKS Secure Connect Highly Flexible SSL VPN [pdf] Instructions 23.4.13.16, 23.4.13.14, 21.4.12.20, 20.4.12.13, 24.3.4.73, 24.3.4.72, 23.3.4.71, 23.3.4.70, 22.3.4.61, 21.3.4.52, 20.3.4.51, 20.3.4.50, 23.2.2.3, 22.2.2.2, 21.2.2.1, 21.2.2.0, 24.1.5.30, 22.1.5.10, Secure Connect Highly Flexible SSL VPN, Connect Highly Flexible SSL VPN, Highly Flexible SSL VPN, Flexible SSL VPN, SSL VPN</p>
---	--

References

-  [Product Warranty Policy - Support - Juniper Networks](#)
-  [entitlementsearch.juniper.net/entitlementsearch/](#)
-  [CEC Juniper Community](#)
-  [CEC Juniper Community](#)
-  [Juniper Networks Inc. - Sign In](#)
-  [Downloads](#)
-  [Downloads](#)
-  [Elevate - Elevate Community | Juniper Networks](#)
-  [Documentation | Juniper Networks](#)
-  [Juniper Secure Connect User Guide | Juniper Secure Connect | Juniper Networks](#)
- [User Manual](#)

[Manuals+](#), [Privacy Policy](#)

This website is an independent publication and is neither affiliated with nor endorsed by any of the trademark owners. The "Bluetooth®" word mark and logos are registered trademarks owned by Bluetooth SIG, Inc. The "Wi-Fi®" word mark and logos are registered trademarks owned by the Wi-Fi Alliance. Any use of these marks on this website does not imply any affiliation with or endorsement.