



## JUNG A 550 Design Data Sheets Owner's Manual

[Home](#) » [JUNG](#) » JUNG A 550 Design Data Sheets Owner's Manual 

### JUNG A 550 Design Data Sheets



## Contents

- [1 Introduction](#)
- [2 Material](#)
- [3 Frame size](#)
- [4 Dimension](#)
- [5 Documents / Resources](#)
  - [5.1 References](#)

## Introduction

A CUBE is the surface-mounted version of A 550 and adopts the reduced design of the range. With this, JUNG offers a design variant in breakproof thermoplastic for surface-mounted installation. A CUBE extends the wealth of variants for electrical installations on brickwork, exposed concrete or wood.

## Material

Lacquered thermoplastic Compatible with all covers from the A range.



Switch



Rotary dimmer



Switch/socket combination



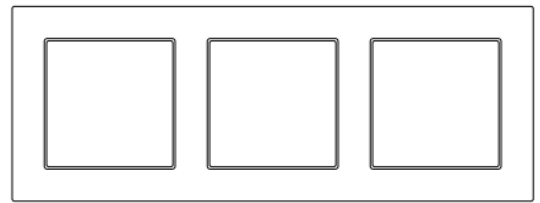
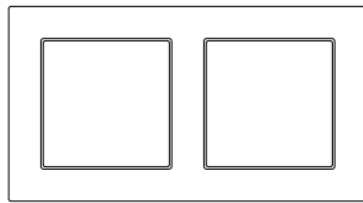
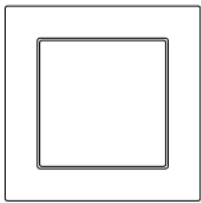
F 40 push-button 4-gang



F 50 push-button 4-gang

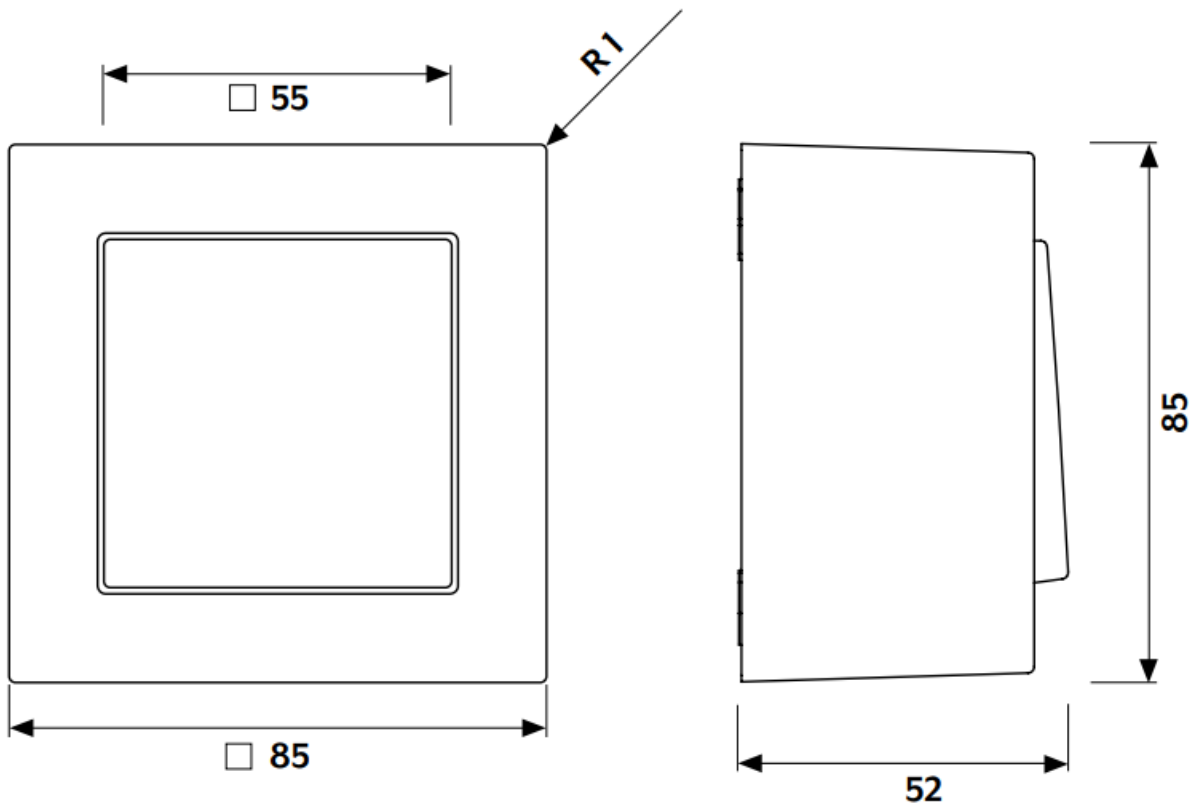
## Frame size

1. gang 85 x 85 x 47 mm
2. gang 156 x 85 x 47 mm
3. gang 227 x 85 x 47 mm




## Dimension

The frames can be installed horizontally or vertically



# JUNG

## Documents / Resources

	<p><a href="#">JUNG A 550 Design Data Sheets</a> [pdf] Owner's Manual A 550, F 40, F 50, A 550 Design Data Sheets, A 550, Design Data Sheets, Data Sheets, Sheets</p>
---	---

## References

- [User Manual](#)

[Manuals+](#), [Privacy Policy](#)

This website is an independent publication and is neither affiliated with nor endorsed by any of the trademark owners. The "Bluetooth®" word mark and logos are registered trademarks owned by Bluetooth SIG, Inc. The "Wi-Fi®" word mark and logos are registered trademarks owned by the Wi-Fi Alliance. Any use of these marks on this website does not imply any affiliation with or endorsement.