

Jumbo LS9433 Push Up Board



Jumbo LS9433 Push Up Board Instruction Manual

[Home](#) » [JUMBO](#) » Jumbo LS9433 Push Up Board Instruction Manual 

Contents

- 1 Jumbo LS9433 Push Up Board
- 2 Product Information
- 3 Product Usage Instructions
- 4 INSTRUCTIONS
- 5 CONTENTS
- 6 SPECIFICATIONS
- 7 COLOR ANALYSIS
- 8 HOW TO USE
- 9 MAINTENANCE
- 10 Documents / Resources
 - 10.1 References
- 11 Related Posts

JUMBO

Jumbo LS9433 Push Up Board



Product Information

Specifications

- **Material:** PP+TPE
- **Dimensions:** 819x199x26mm
- **Weight Capacity:** Up to 100kg

Color Analysis

- GR: Push Up Board
- BG: Support Flotri
- GB: Durable Handles

Product Usage Instructions

(Push Up Board)

1. Remove the board from the packaging and place it on a flat surface.
2. Insert the handles into the corresponding slots depending on the muscle group you want to exercise.

(Support Flotri)

1. Remove the support from the packaging and place it on a flat surface.
2. Adjust the support to the desired height.

(Durable Handles)

1. Attach the durable handles to the designated slots on the board.
2. Ensure that the handles are securely attached before use.

Maintenance and Cleaning

- Before use, make sure that all parts are well-fixed. In case of loose parts or strange noises, discontinue use and repair.

Cleaning

- Use a soft cloth to wipe off the product.
- Do not soak with water or other liquids and do not use cleaning agents.
- Do not expose to direct sunlight and do not place in a humid environment.

Storage

- Store indoors and in a dry place away from high temperatures.
- If not used for a long period, disassemble and store it.

FAQ

Q: What is the weight capacity of the Push Up Board?

- **A:** The Push Up Board can hold up to 100kg.

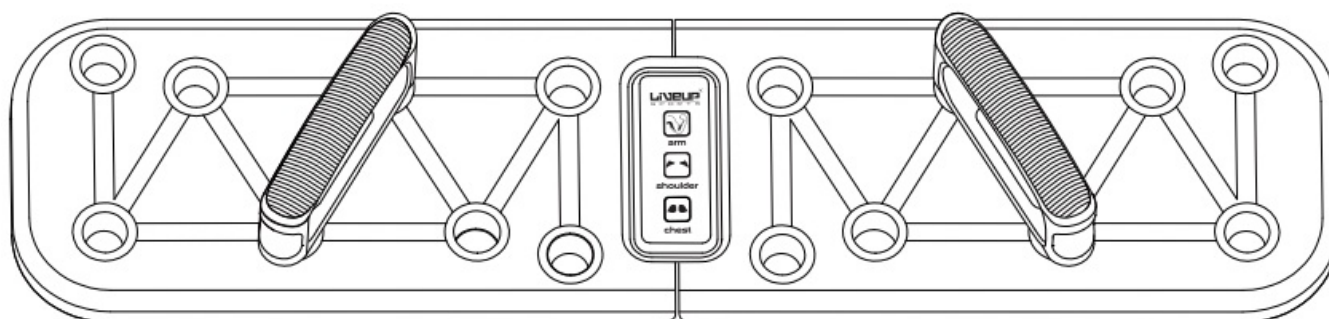
Q: Can I use cleaning agents to clean the product?

- **A:** No, do not use cleaning agents. Use a soft cloth to wipe off the product.

Q: How should I store the product?

- **A:** Store the product indoors and in a dry place away from high temperatures.

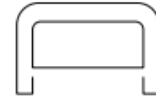
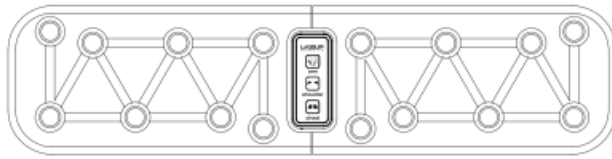
INSTRUCTIONS



- **DURABLE HANDLES**
 - PP+TPE handles are non-slip and sweat-resistant.
- **BOARD**
 - Durable base that can hold up to 100kg.
- **FOLDABLE**

- For easy storage and transport.

CONTENTS

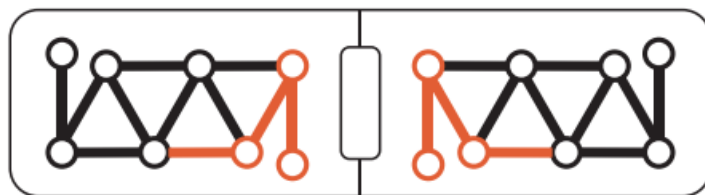


- **Support** x1
- **Base** x 1
- **Handles** x 2

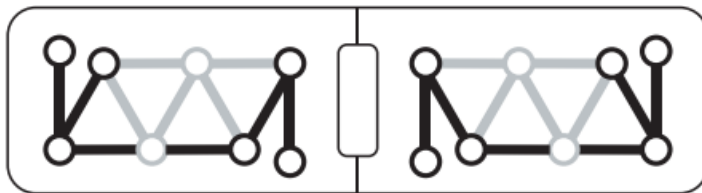
SPECIFICATIONS

- **Material:** PP
- **Dimensions:** 819x199x26mm

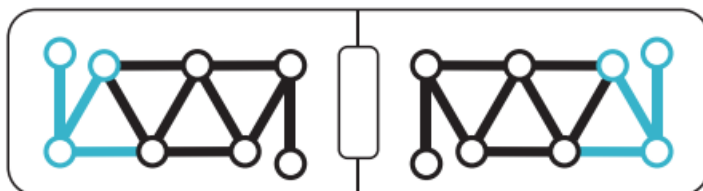
COLOR ANALYSIS



- **Orange**—arm workout



- **Grey** – shoulder workout



- **Blue** – chest workout

HOW TO USE

1. Remove the board from the packaging and place it on a flat surface. Insert the handles into the corresponding slots depending on the muscle group you want to exercise.
2. Each color corresponds to a different muscle group.

MAINTENANCE

Before use, make sure that all parts are well-fixed. In case of loose parts or strange noises, discontinue use and repair.


CLEANING

- Use a soft cloth to wipe off the product. Do not soak with water or other liquids and do not use cleaning agents.
- Do not expose to direct sunlight and do not place in a humid environment.
- If not used for a long period, disassemble and store it.

STORAGE

- Store indoors and in a dry place away from high temperatures.

Documents / Resources

	Jumbo LS9433 Push Up Board [pdf] Instruction Manual LS9433 Push Up Board, LS9433, Push Up Board, Board
---	---

References

- [User Manual](#)

[Manuals+.](#) [Privacy Policy](#)

This website is an independent publication and is neither affiliated with nor endorsed by any of the trademark owners. The "Bluetooth®" word mark and logos are registered trademarks owned by Bluetooth SIG, Inc. The "Wi-Fi®" word mark and logos are registered trademarks owned by the Wi-Fi Alliance. Any use of these marks on this website does not imply any affiliation with or endorsement.