



## Jula 024994 Advent Star Instruction Manual

[Home](#) » [JULA](#) » Jula 024994 Advent Star Instruction Manual 



**024994 Advent Star  
Instruction Manual**

### Contents

- [1 024994 Advent Star](#)
- [2 SAFETY](#)
- [INSTRUCTIONS](#)
- [3 SYMBOLS](#)
- [4 TECHNICAL DATA](#)
- [5 Documents / Resources](#)
  - [5.1 References](#)

**024994 Advent Star**



**024994**

**ADVENT STAR**





**ADVENT STAR**  
**OPERATING INSTRUCTIONS**  
**Original instructions**

Jula AB reserves the right to make changes to the product. Jula AB claims copyright on this documentation. It is not allowed to modify or alter this documentation in any way and the manual shall be printed and used as it is in relation to the product. For the latest version of operating instructions, refer to the Jula website.

**SAFETY INSTRUCTIONS**

- Do not connect the product to the mains while it is still in the pack.
- Do not insert or remove the light source when the light fitting is connected to the mains supply.
- For indoor use only.
- The power cord is not replaceable, if damaged discard the complete product.
- The product is not intended to be used as general lighting.

SYMBOLS

	Class II.
	For indoor use only.
	Approved as per applicable directives.
	Recycle discarded product as electrical waste.

TECHNICAL DATA

Rated voltage	230 V ~ 50 Hz/4.5V DC
Output	1.35 W
Safety class	II
Protection rating	IP20
Cord length	3 m
Dimensions	Ø 68 cm

 **EKVIP**<sup>TM</sup>


[WWW.JULA.COM](http://WWW.JULA.COM)

© JULA AB 2023-04-04

JULA AB

BOX 363, 532 24 SKARA, SWEDEN

Documents / Resources

	<a href="#">Jula 024994 Advent Star</a> [pdf] Instruction Manual 024994 Advent Star, 024994, Advent Star
---	---

References

-  [Jula â€œ products for home and garden](#)