




## Jula AB 022520 String Lights User Guide

[Home](#) » [Jula AB](#) » Jula AB 022520 String Lights User Guide 



022520



**STRING LIGHTS**  
**OPERATING INSTRUCTIONS**  
Original instructions

Jula AB reserves the right to make changes to the product. Jula AB claims copyright on this documentation. It is not allowed to modify or alter this documentation in any way and the manual shall be printed and used as it is in relation to the product. For the latest version of operating instructions, refer to the Jula website.

<b>Contents</b>
<b>1 SAFETY INSTRUCTIONS</b>
<b>2 TECHNICAL DATA</b>
<b>3 USE</b>
<b>4 Documents / Resources</b>
<b>4.1 References</b>





**SAFETY INSTRUCTIONS**

- Do not connect the product to the mains power supply while the product is still in the pack.
- Designed for indoor and outdoor use.
- Check that no light sources are damaged.
- Do not connect two or more string lights together.
- No part of the product can be replaced or repaired. The whole product must be discarded if any part is damaged.
- Do not use sharp or abrasive objects during assembly.
- Do not expose the cord or conductors to mechanical loads. Do not hang objects on the string of lights.
- This is not a toy. Exercise care if the product is used near children.
- Unplug the transformer from the mains power supply when the product is not in use.
- This string of lights must only be used together with the supplied transformer and must never be connected directly to the mains supply without a transformer.
- The product is not intended to be as general lighting.
- Recycle products that have reached the end of their useful life according to local regulations.

**WARNING!**

The string of lights may only be used if all seals are fitted correctly.

**SYMBOLS**

	Read the instructions.
	Class II.
	Approved as per applicable directives.
	Recycle a discarded product in accordance with applicable regulations.

## TECHNICAL DATA

Input voltage, transformer	230 V ~ 50 Hz
Output voltage, transformer	3.5 VDC
Output	2.1 W
No. of LEDs	100 pcs.
Protection rating	IP44
Cord length	2 m
Size	L 5

## USE

1. Remove the string of lights from the packaging.
2. Plug the plug into the mains power supply.

[WWW.JULA.COM](http://WWW.JULA.COM)


© JULA AB

2022-04-11

JULA AB

BOX 363, 532 24 SKARA, SWEDEN

## Documents / Resources

	<p><a href="#">Jula AB 022520 String Lights</a> [pdf] User Guide 022520 String Lights, 022520, String Lights</p>
---	--

## References

-  [Jula – products for home and garden](#)