


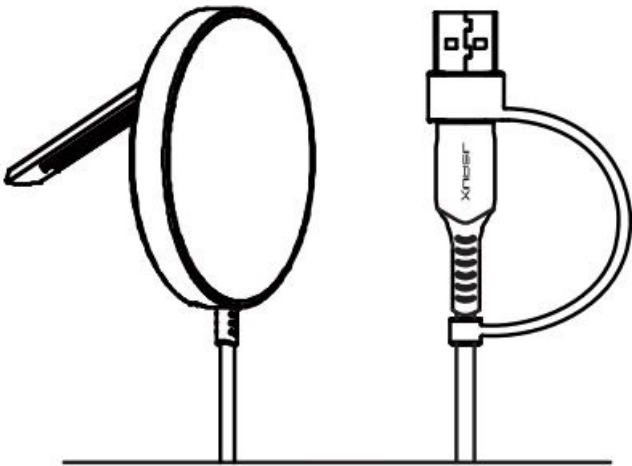


JSAUX WP1505 Charging Station User Guide

[Home](#) » [JSAUX](#) » JSAUX WP1505 Charging Station User Guide 

JSAUX WP1505 Charging Station User Guide

JSAUX



WP1505

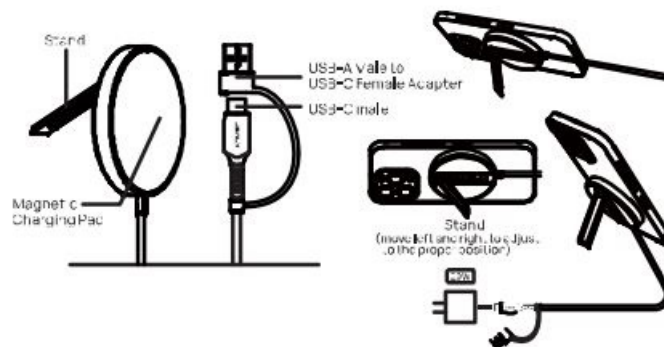
15W Magnetic Wireless Charger



Contents

- 1 Product Overview
- 2 Product Parameters
- 3 Packaging Accessories
- 4 Precautions
- 5 Documents / Resources
- 6 Related Posts

Product Overview



Product Parameters

Brand: JSAUX
Product Model: WP1505
Product Name: 15W Magnetic Wireless Charger
USB-A Input: 5V=3A/ 9V=2A/ 12V=1.5A
USB-C Input: 5V=3A/ 9V=2.22A/ 12V=1.67A
Output: 15W Max (compatible with 10W, 7.5W, 5W)
Line Length: 4.9 Ft
Product weight: Approximate 55 g

Packaging Accessories

15W Magnetic Wireless Charger *1
Manual * 1
Warranty Card * 1

Precautions

- 1.If the power adapter works, its power adapter should obtain national compulsory certification before it can be used.
- 2.In order to have a better charging experience, please use a charger that supports PD and QC fast charging and has an output power of 18W or more.
- 3.Potential magnetic interference with medical devices (For example, implanted pacemakers and defibrillators might contain sensors that respond to magnets and radios when in close contact). If you suspect that product is interfering with your medical device, stop using product and consult your physician and your medical-device manufacturer.

Thank you for choosing JSAUX.

Focused on the area of 3C digital products, JSAUX is a specialized brand engaging in the production of charger, adapter, HDMI cable, Audio and video cable etc. In line with the core value of "connect more, power more", our company aims to develop products that connect more digital life scenes and to make digital life more convenient for global consumers. Our values are also reflected in the way we do business, always manufacturing practical and innovative products of reliable quality in diverse 3C categories.

If you have any question about our products or our services, please feel free to contact us, looking forward to your consultation.

Website: www.jsaux.com
Facebook: @jsaux_fans
Instagram: @jsaux_official
Twitter: @jsauxofficial

Vielen Dank, dass Sie sich für JSAUX entschieden haben.

JSAUX konzentriert sich auf den Bereich der digitalen 3C-Produkte und ist eine spezialisierte Marke, die sich auf die Herstellung von Ladegeräten, Adaptern, HDMI-Kabeln, Audio- und Videokabeln usw. Produkte zu entwickeln, die mehr digitale Lebensszenen verbinden und das digitale Leben für globale Verbraucher bequemer machen. Unsere Werte spiegeln sich auch in der Art und Weise wider, wie wir Geschäfte machen, indem wir stets praktische und innovative Produkte von zuverlässiger Qualität in verschiedenen 3C-Kategorien herstellen.

Wenn Sie Fragen zu unseren Produkten oder unseren Dienstleistungen haben, wenden Sie sich bitte an uns. Wir freuen uns auf Ihre Beratung.

Website: www.jsaux.com
Facebook: @jsaux_fans
Instagram: @jsaux_official
Twitter: @jsauxofficial

This device complies with part 15 of the FCC Rules. Operation is subject to the following two conditions: (1) This device may not cause harmful interference, and (2) this device must accept any interference received, including interference that may cause undesired operation.


Any Changes or modifications not expressly approved by the party responsible for compliance could void the user's authority to operate the equipment.

Note: This equipment has been tested and found to comply with the limits for a Class B digital device, pursuant to part 15 of the FCC Rules. These limits are designed to provide reasonable protection against harmful interference in a residential installation. This equipment generates uses and can radiate radio frequency energy and, if not installed and used in accordance with the instructions, may cause harmful interference to radio communications. However, there is no guarantee that interference will not occur in a particular installation. If this equipment does cause harmful interference to radio or television reception, which can be determined by turning the equipment off and on, the user is encouraged to try to correct the interference by one or more of the following measures:

- Reorient or relocate the receiving antenna.
- Increase the separation between the equipment and receiver.
- Connect the equipment into an outlet on a circuit different from that to which the receiver is connected.
- Consult the dealer or an experienced radio/TV technician for help.

This equipment complies with FCC radiation exposure limits set forth for an uncontrolled environment. This equipment should be installed and operated with minimum distance 20cm between the radiator & your body.

Documents / Resources



[JSAUX WP1505 Charging Station](#) [pdf] User Guide
WP1505, 2A44H-WP1505, 2A44HWP1505, WP1505 Charging Station, WP1505, Charging Station