


JS SYSTEMS MAX 1200 PV Mounting System for Flat Roofs Instruction Manual


[Home](#) » [JS SYSTEMS](#) » JS SYSTEMS MAX 1200 PV Mounting System for Flat Roofs Instruction Manual 

Contents

- [1 JS SYSTEMS MAX 1200 PV Mounting System for Flat Roofs](#)
- [2 Product Information](#)
- [3 Product Usage Instructions](#)
- [4 Dimensions](#)
- [5 What In The box](#)
- [6 Installation Instructions](#)
- [7 Documents / Resources](#)



JS SYSTEMS MAX 1200 PV Mounting System for Flat Roofs



Product Information

- **Brand:** JS SYSTEMS
- **Model:** MAX 1200
- **Dimensions:** 30-35 (Hmodule = 30mm)
- **Weight:** 690g
- **Material:** Not specified
- **Included Components:**
 - x2 (L= 1295) (L= 995)
 - x4 (Hmodule = 30mm)
 - x4 (Hmodule = 35mm)
 - x4 (TCEI M8x20)
 - x4 (TCEI M8x65)
 - x1 (L= 1295) (L= 995)
 - x2 (L= 1295)
 - x2 (TCEI M8x75)
 - x2 (TCEI M8x20)

Product Usage Instructions


1. Start by identifying the components included in the package:
 - Check for x2 (L= 1295) (L= 995) pieces.
 - Verify the presence of x4 modules with Hmodule = 30mm.
 - Ensure there are also x4 modules with Hmodule = 35mm.
 - Count x4 TCEI M8x20 screws.
 - Count x4 TCEI M8x65 screws.
 - Check for x1 (L= 1295) (L= 995) piece.
 - Verify the presence of x2 (L= 1295) pieces.

- Ensure there are x2 TCEI M8x75 screws.
- Count x2 TCEI M8x20 screws.

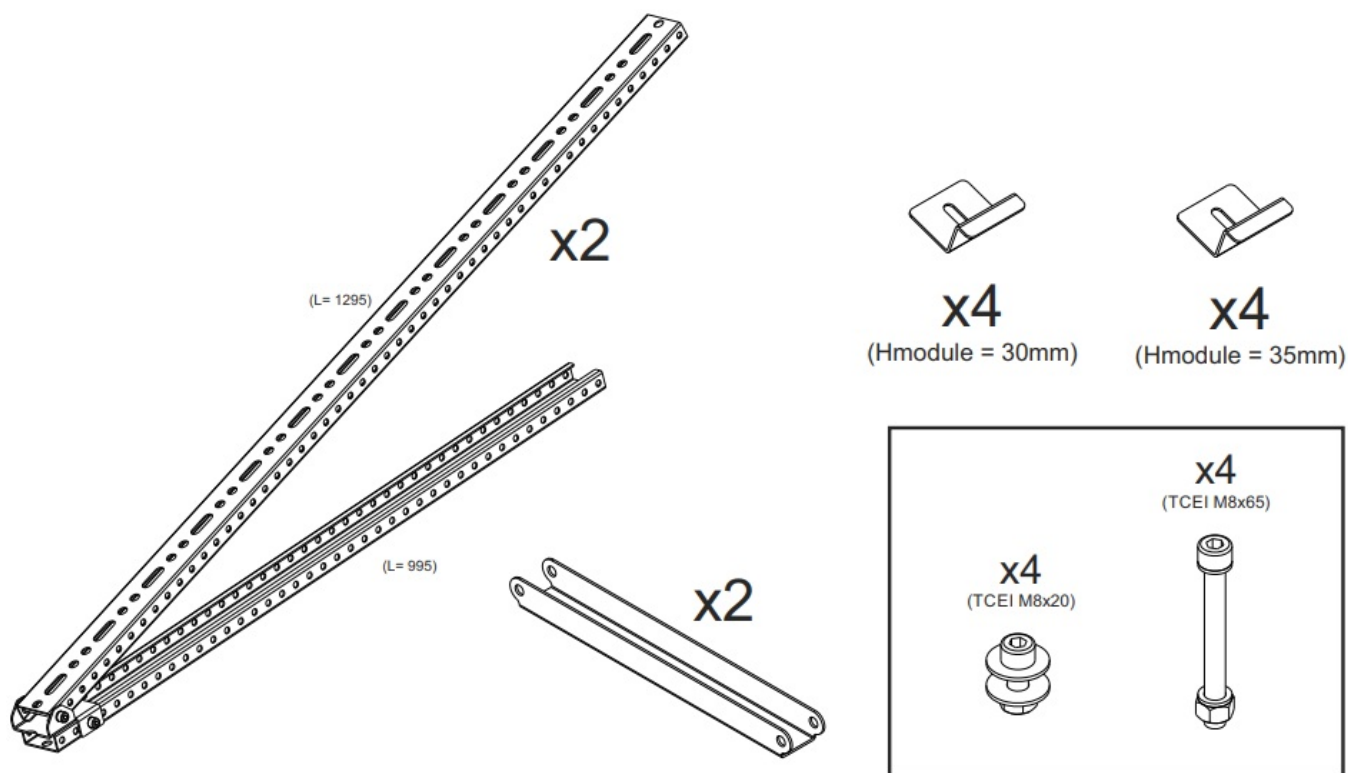
2. Assemble the product using the following steps:

- Take x2 (L= 1295) (L= 995) pieces and connect them together.
- Attach x4 modules with Hmodule = 30mm to the assembled pieces.
- Attach x4 modules with Hmodule = 35mm to the assembled pieces.
- Secure the assembly using x4 TCEI M8x20 screws.
- Further secure the assembly using x4 TCEI M8x65 screws.
- Attach x1 (L= 1295) (L= 995) piece to the assembly.
- Attach x2 (L= 1295) pieces to the assembly.
- Secure the assembly using x2 TCEI M8x75 screws.
- Further secure the assembly using x2 TCEI M8x20 screws.

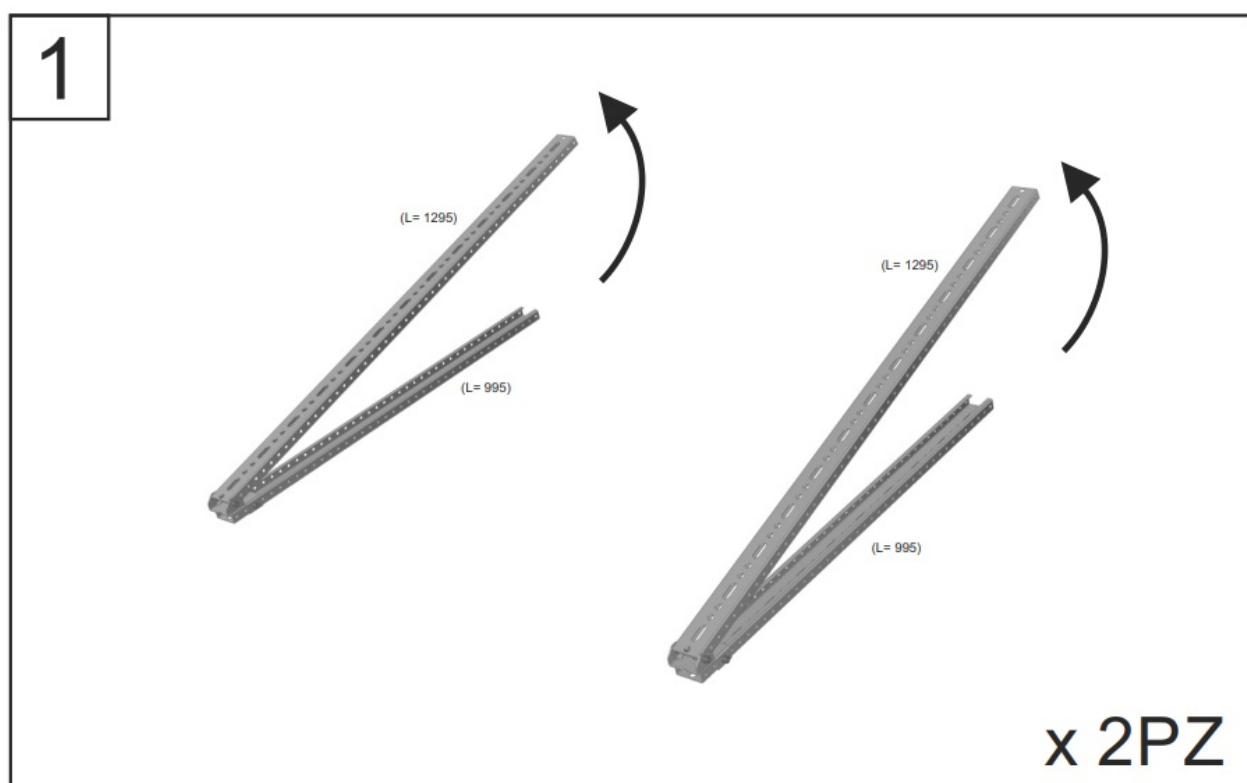
Dimensions



What In The box

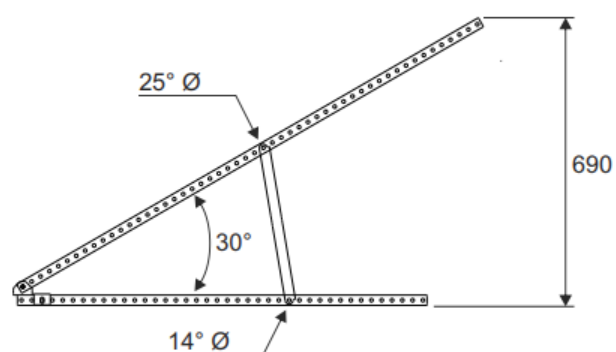
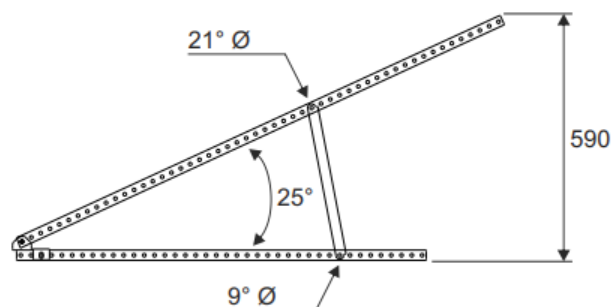
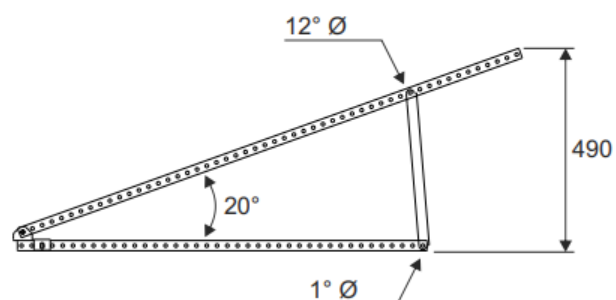
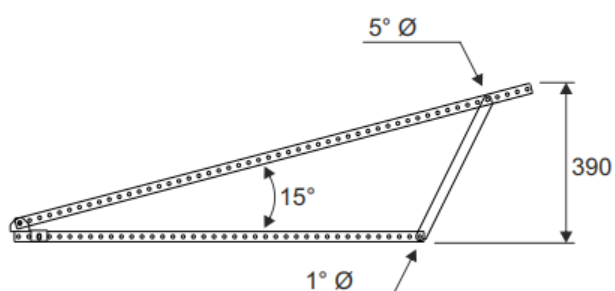
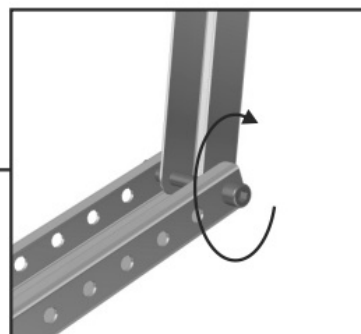
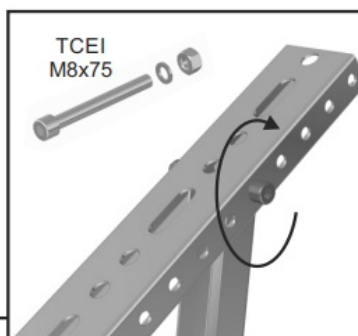


Installation Instructions

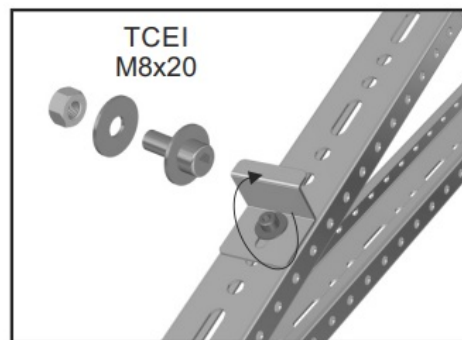
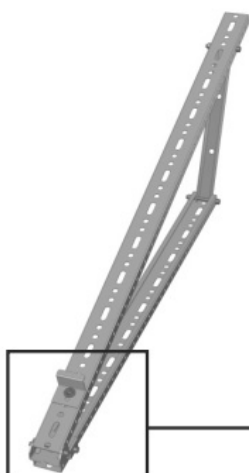


2

x 2PZ

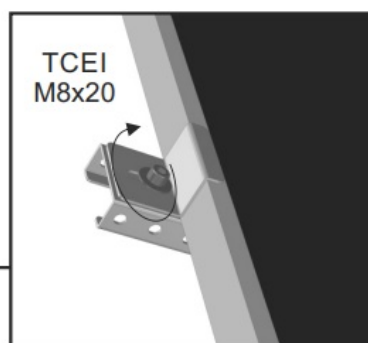
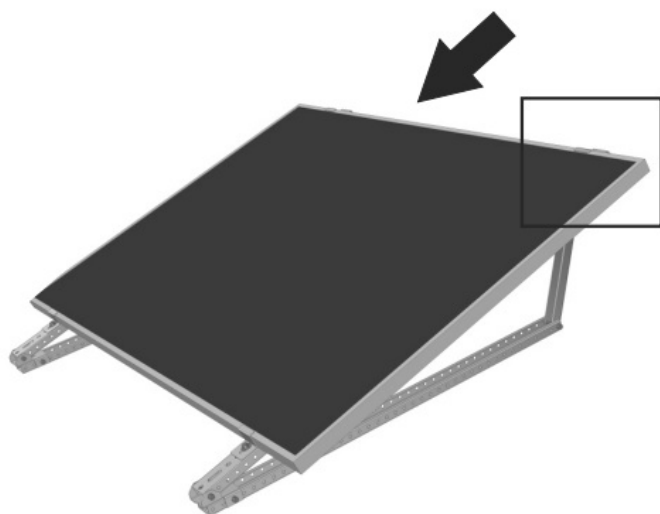


3

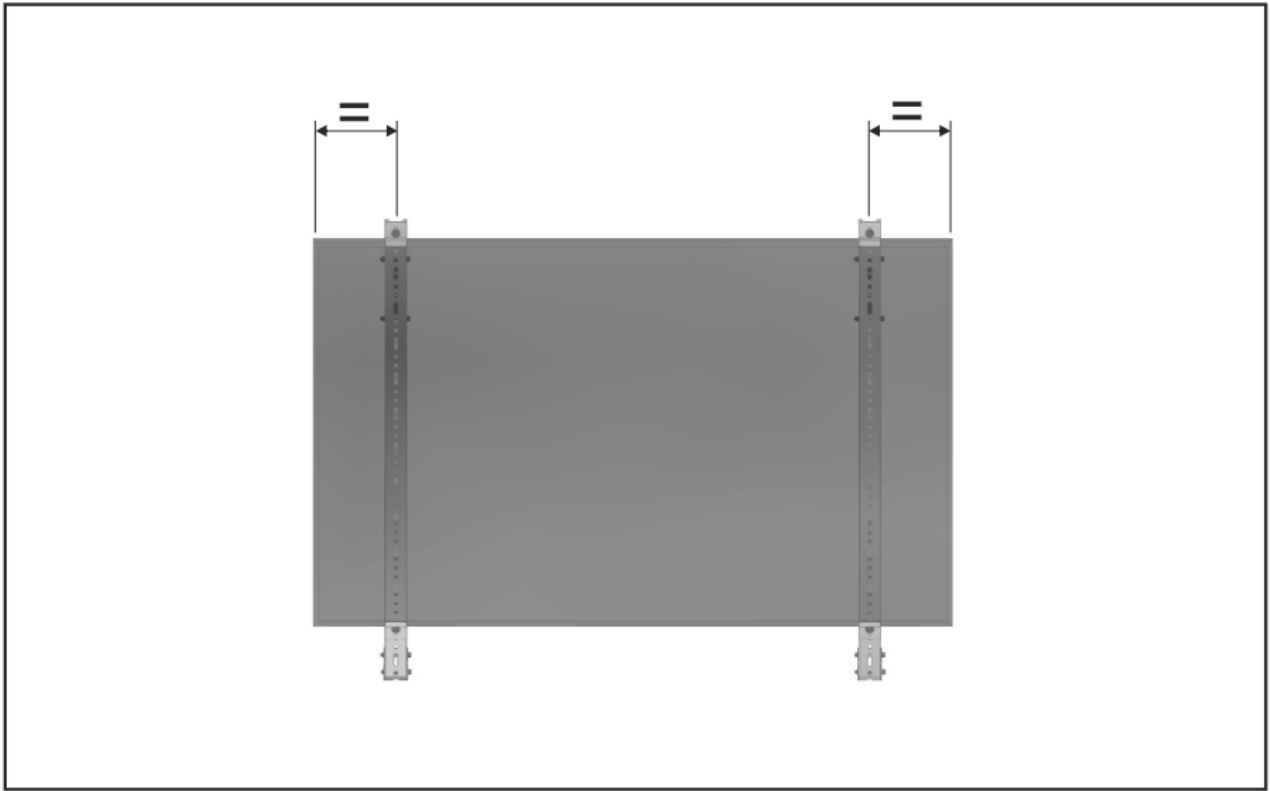


x 2PZ

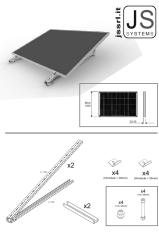
4



x 2PZ



Documents / Resources

	<p>JS SYSTEMS MAX 1200 PV Mounting System for Flat Roofs [pdf] Instruction Manual MAX 1200, MAX 1200 PV Mounting System for Flat Roofs, PV Mounting System for Flat Roofs, Mounting System for Flat Roofs, System for Flat Roofs, Flat Roofs, Roofs</p>
---	---