

JOURNEY IN ME SOUND1 Speaker Instruction Manual

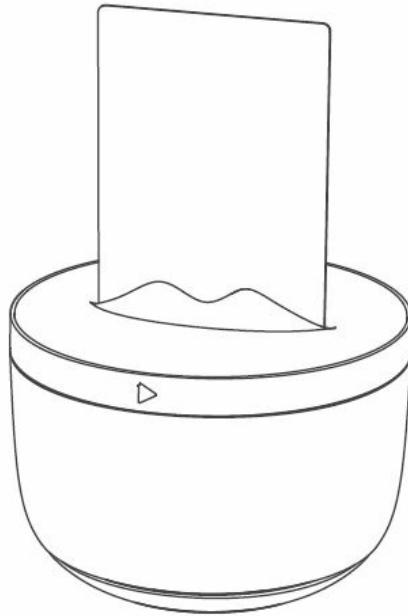
[Home](#) » [JOURNEY IN ME](#) » JOURNEY IN ME SOUND1 Speaker Instruction Manual 



Contents

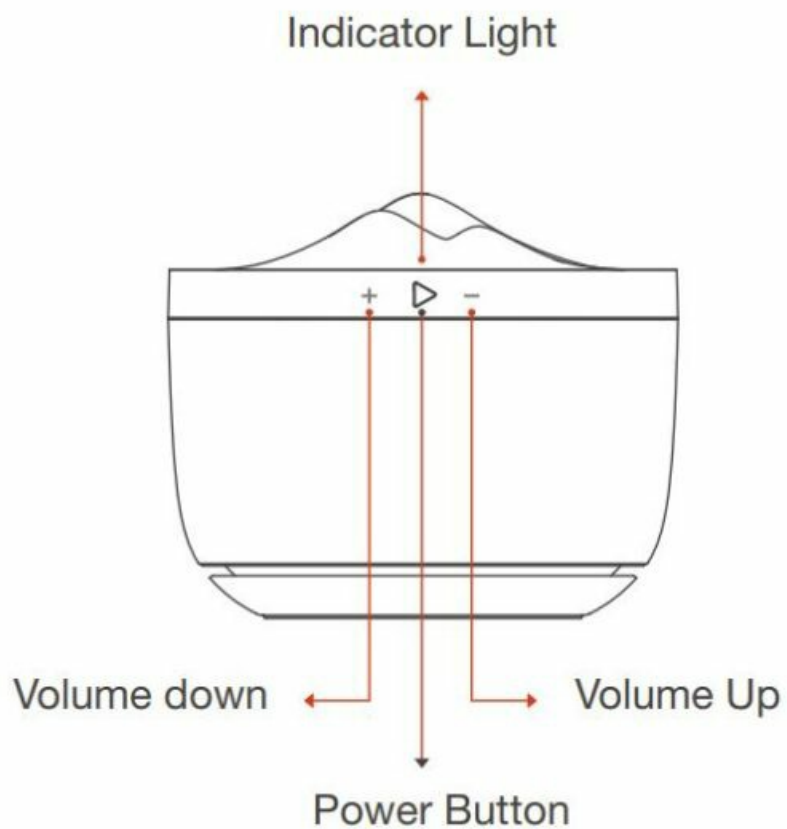
- [1 JOURNEY IN ME SOUND1 Speaker Instruction Manual](#)
- [2 Product Specifications](#)
- [3 Documents / Resources](#)
 - [3.1 References](#)
- [4 Related Posts](#)

JOURNEY IN ME SOUND1 Speaker Instruction Manual



Turn On

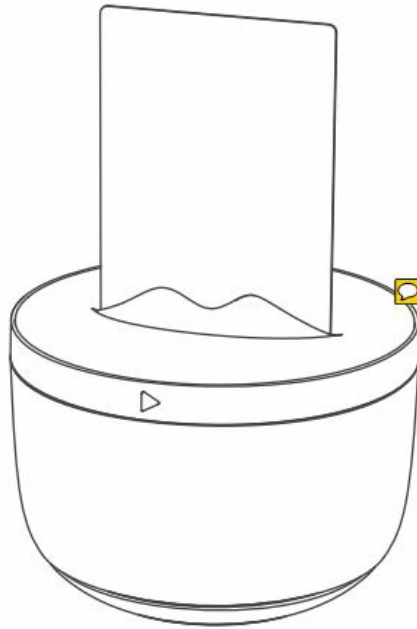
Press and hold the power button. Once you hear the power-on sound, the speaker is turned on.



Play


Insert the card to start playback.

(Note: The card must be inserted with the front side facing forward to play. If inserted backward, it will not play.)



Front of the card:
Features printed patterns with a white barcode area at the bottom.



Back of the card: 
No printing, **without** the barcode area having black and white printing.

- **Pause/Resume**

Press the play button shortly to pause play; press again to resume.

- **Stop**

Simply remove the card to stop playing.

- **Turn off**

Simply press the power button long. Once you hear the power-off sound, the speaker is turned off

- **Volume**

Touch the volume “+” or “-” buttons to adjust the volume level.

- **Charging**

Plug in the charging cable. The indicator light turns on during charging and turns off when fully charged.

Connect to Wifi to initiate the downloading albums process

1. Long press the volume +/- button to enter the network connection mode.
2. Scan the QR code below to download the miinfm App.



3. On your mobile device, enter the Wi-Fi username and password to begin network configuration.
4. Once connected, the product will play a notification sound.

Download new albums

Connect your device to Wifi, insert the album card to initiate the download process, it might take 10 mins, please wait patiently

FCC

This device complies with Part 15 of the FCC Rules.

Operation is subject to the following two conditions:(1)

This device may not cause harmful interference, and (2) this device must accept any interference received, including interference that may cause undesired operation.

NOTE 1: This equipment has been tested and found to comply with the limits for a Class B digital device, pursuant to part 15 of the FCC Rules. These limits are designed to provide reasonable protection against harmful interference in a residential installation. This equipment generates, uses and can radiate radio frequency energy and, if not installed and used in accordance with the instructions, may cause harmful interference to radio communications.

However, there is no guarantee that interference will not occur in a particular installation. If this equipment does cause harmful interference to radio or television reception, which can be determined by turning the equipment off and on, the user is encouraged to try to correct the interference by one or more of the following measures:-

- Reorient or relocate the receiving antenna.
- Increase the separation between the equipment and receiver.-
- Connect the equipment into an outlet on a circuit different from that to which the receiver is connected.-
- Consult the dealer or an experienced radio/TV technician for help.

NOTE 2: Any changes or modifications to this unit not expressly approved by the party responsible for compliance could void the user's authority to operate the equipment.

The device has been evaluated to meet general RF exposure requirement. The device can be used in portable exposure condition without restriction.

Product Specifications

Product Name: JourneyInMe Guided Meditation
Speaker Sound 1

Model: Sound 1

Weight: 550g

Battery Life: 7.5h/Charge lithium polymer

Charging Time: 1h

Power Source: rechargeable with USB-C

Connectivity: Wi-Fi

Frequency Range: $202 \pm 20\%$ Hz.

Impedance: $4.0 \pm 15\%$ Ω

Sensitivity: 84 ± 3 dB

Max Power Input: 5W

Included Accessories: One device, One set of cards, a wooden holder, a USB charging cable, an instruction cable, a sticker

Warranty and Support: 12 months, please visit our website JourneyInMe.org

Safety and Certifications: CPC, Fcc, UN38.8

Principal: Shenzhen Buweimei Technology Co., Ltd.

Manufacturer: Shenzhen Xuezhijou Technology Co., Ltd.

Address: Room1407-20.Ti'an Innovation and Tech
Square, ShaTou Street, Fujian, Shenzhen, China

Go to JourneyInMe.org to learn more.

Read More About This Manual & Download PDF:

Documents / Resources

JOURNEY

IN ME



JOURNEYINME
USER INSTRUCTION

[JOURNEY IN ME SOUND1 Speaker](#) [pdf] Instruction Manual
SOUND1, SOUND1 Speaker, Speaker

References

- [User Manual](#)

[Manuals+.](#) [Privacy Policy](#)

This website is an independent publication and is neither affiliated with nor endorsed by any of the trademark owners. The "Bluetooth®" word mark and logos are registered trademarks owned by Bluetooth SIG, Inc. The "Wi-Fi®" word mark and logos are registered trademarks owned by the Wi-Fi Alliance. Any use of these marks on this website does not imply any affiliation with or endorsement.