




JOSOBO JS-CL002 Cordless Portable Lamp User Manual

[Home](#) » [JOSOBO](#) » JOSOBO JS-CL002 Cordless Portable Lamp User Manual 

JOSOBO JS-CL002 Cordless Portable Lamp

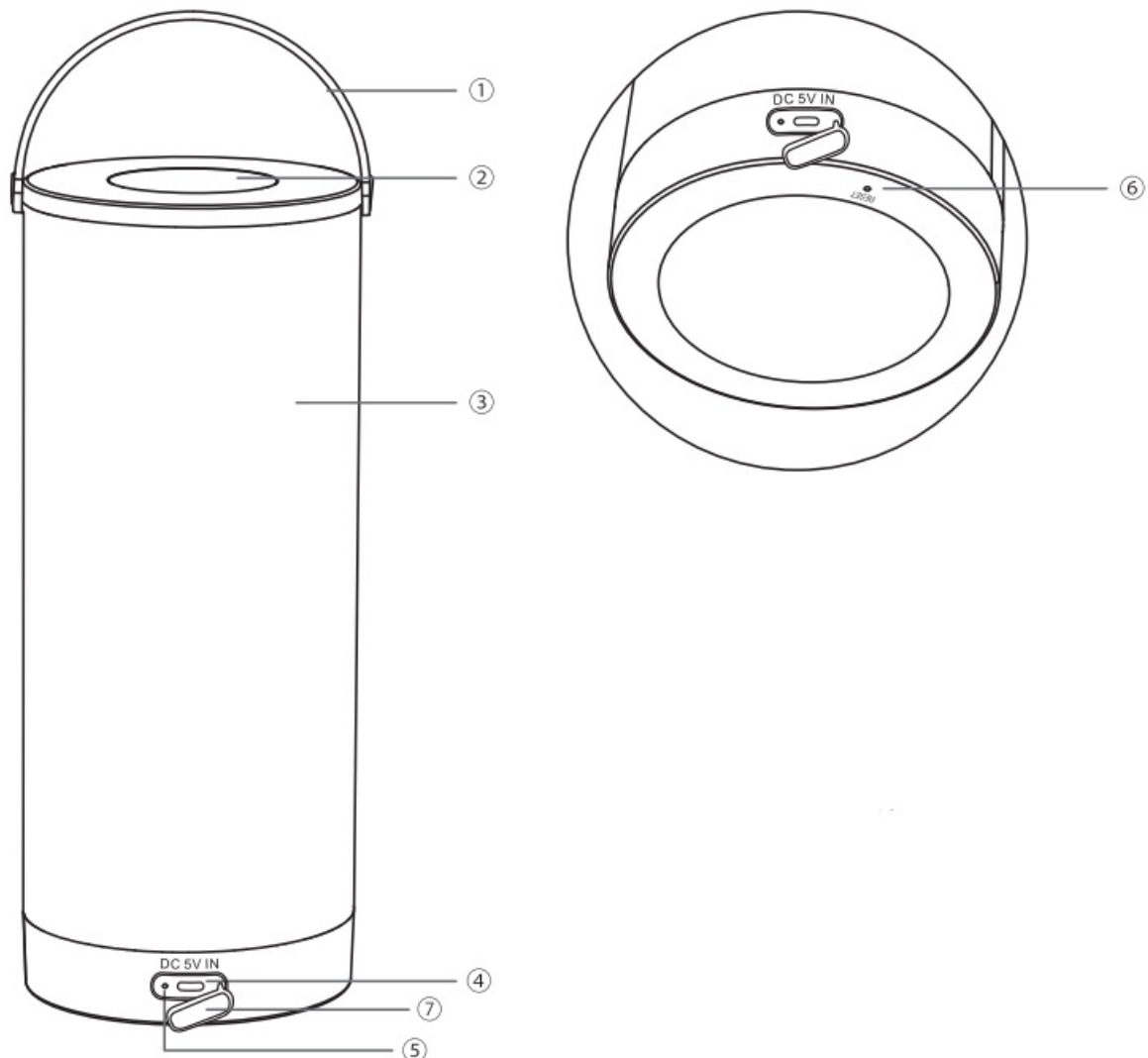


Contents

- [1 Product Diagram](#)
- [2 Package Contents](#)
- [3 Specifications](#)
- [4 How to Use](#)
- [5 FCC Compliance](#)
- [6 WEEE Compliance](#)
- [7 Troubleshooting Guide](#)
- [8 Customer Support](#)
- [9 Documents / Resources](#)
 - [9.1 References](#)
- [10 Related Posts](#)

Product Diagram


1. Handle
2. Power Button
3. Lamp Body
4. Charging Input Port
5. Charging Status Indicator
6. Reset Button
7. Rubber Plug



Package Contents

- 1 x CORDLESS LED RGB LAMP
- 1 x Charging Cable
- 1 x Cleaning Cloth
- 1 x User Manual

Specifications

Model	JS- CL 002
Input	DC sv  1 A
Power Consumption	SW
Color Temperature	2700K-3000K
Light Angle	360° Uniform Lighting
Luminous Flux	250 lm
Battery Capacity	4000mAh
CRI	>80
Operation Temperature	-10°C to 45°C (14°F to 113°F)

How to Use

Warm White Light Mode

1. Tap on the Power Button to turn on the light, which will activate Warm White Light Mode. Tap again to power off.
2. When the light is on, tap and hold on the Power Button to adjust the brightness. When the light is on, tap twice to switch to Multicolor Light Mode.

FCC Compliance

This device complies with Part 15 of the FCC Rules. Operation is subject to the following two conditions: (1) This device may not cause harmful interference, and (2) this device must accept any interference received, including interference that may cause undesired operation.



WEEE Compliance

Correct Disposal of This Product (Waste Electrical & Electronic Equipment) (Applicable in countries with separate collection systems)
This marking on the product, accessories or literature indicates that the product and its electron ic accessories should not be disposed of with other household waste at the end of their working life. To prevent possible harm to the environment or human health from uncontrolled waste disposal, please separate these items from other types of waste and recycle them responsibly to promote the sustainable reuse of material resources. Household users

should contact either the retailer where they purchased this product, or their local government office, for details of where and how they can take these items for environmentally safe recycling. Business users should contact their supplier and check the terms and conditions of the purchase contract. This product and its electronic accessories should not be mixed with other commercial wastes for disposal.



Troubleshooting Guide

Problem	Possible Cause	Solution
The lamp does not light up	No power supply	Power on correctly
The touch panel is not responsive	Wet hand	Touch the Brightness Control Button with dry hands
	Voltage fluctuation	Press the Reset Button
LED failure	LED component fails	Please contact the Support Team
Bad smell	Charging cable fails	
	Short circuit	

Multicolor Light Mode

1. In Multicolor Light Mode, the light stays on one color by default.
2. Tap on the Power Button to switch off the light.
3. Or press and hold the Power Button to start Carousel Mode, where different colors will be automatically cycled through.
4. In Carousel Mode, tap the Power Button once to stay on the current color. Tap one more time to power off the light, or tap twice to switch back to Warm White Light Mode.

Brightness & Color Temperature Memory Function

The light will automatically resume the brightness and color temperature of when it was last turned off.

Tip: Set the light to low brightness level before turning it off to prevent glare.

Charging

When charging, the charging status indicator will turn red. When fully charged, the indicator will turn blue. When the battery level is low, the indicator will flash red.

Caution

- Please do not repair the product by yourself, always ask a professional electrician or authorized technician for repairs.
- If you smell a bad odor or anything unusual, please turn off the unit immediately.
- Please do not remove the charging cable with wet hands as it may cause electrical shock.
- Do not put this unit near extreme heat, soot, moisture, or corrosive substance.

- Regularly clean the lamp.
- Please store the lamp in a dry and shady place if it is not being used for a long period of time.

Customer Support

Contact customer support at



support@josobo.com



www.josobo.com

JOSOBO

Documents / Resources



[JOSOBO JS-CL002 Cordless Portable Lamp](#) [pdf] User Manual
JS-CL002 Cordless Portable Lamp, JS-CL002, Cordless Portable Lamp, Portable Lamp, Lamp

References

- [User Manual](#)