

JONATHAN Y JYL6613A LED Table Lamp Instruction Manual

[Home](#) » [JONATHAN Y](#) » JONATHAN Y JYL6613A LED Table Lamp Instruction Manual 

Contents

- [1 JONATHAN Y JYL6613A LED Table Lamp Instruction Manual](#)
- [2 WARNING](#)
- [3 CARE AND MAINTENANCE](#)
- [4 NOTICE& IMPORTANT SAFETY INSTRUCTIONS](#)
- [5 Part List and Hardware List](#)
- [6 Read More About This Manual & Download PDF:](#)
- [7 Documents / Resources](#)
- [8 Related Posts](#)

JONATHAN Y JYL6613A LED Table Lamp Instruction Manual



WARNING

INSPECT ITEM CAREFULLY BEFORE ATTEMPTING TO INSTALL. IF THERE IS ANY DAMAGE OR OBVIOUS DEFECT, DO NOT INSTALL. ITEM MAY NOT BE RETURNED ONCE IT HAS BEEN INSTALLED..

CARE AND MAINTENANCE








Unplug burps before using any clea ning solutions. Dust shades with a feather duster or with an appropriate vacuum-brush attachme nt. Wipe with a soft, dry cloth and clean lamp bases with the methods appropriate to the material. Avoid the use of chemicals and household cleaners as they may da maga the finish.

NOTICE& IMPORTANT SAFETY INSTRUCTIONS

- Please make sure that you have all parts indicated before you begin assembly of this item
- This item should be assembled on a soft surface to prevent scratching the finish d uring assembly To reduce the risk of fire, electrical shock or injury to persons or property, please follow the guideline below for safe use and installati3n ‘The external flexible cable or cord of this luminaire cannot be replaced; If the cord is damaged, the luminaire shall be destroyed

This portable lamp has a polo naed plug (one blade is wider than the other) as a safety feature to reduce the risk of electric shock this plug will frt in a polarized outlet only one way. if the plug does not fit fully in the outlet, reverse the plug, if it still does not fit, contact a qualified electrician. Never use with a n exte nsion cord unless the plug can be fully inserted. do not attempt to defeat this safety feature.

Part List and Hardware List

PIECE	DESCRIPTION	PICTURE	QUANTITY	PIECE	DESCRIPTION	PICTURE	QUANTITY
A	Lamp base		1X	E	Shade		1X
B	Saddle		1X	F	Finial		1X
C	Socket		1X	G	Bulb		1X
D	Harp		1X				

Read More About This Manual & Download PDF:

Documents / Resources

	JONATHAN Y JYL6613A LED Table Lamp [pdf] Instruction Manual JYL6613A LED Table Lamp, JYL6613A, LED Table Lamp, Table Lamp, Lamp
---	--