



Johan Lewis Wardrobe Range User Manual

[Home](#) » [JOHAN LEWIS](#) » Johan Lewis Wardrobe Range User Manual

Johan Lewis Wardrobe Range User Manual



Contents [[hide](#)

- 1 Marlow
- 2 Wardrobe Dimensions
- 3 Wardrobe Finish
- 4 Door Finish
- 5 Door Combinations
- 6 Choose Your Accessories
- 7 Additional Furniture
- 8 Documents / Resources
 - 8.1 References
- 9 Related Posts

Marlow

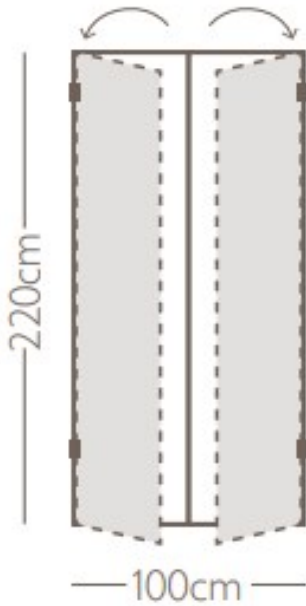
The Marlow collection offers an elegant shaker style of wardrobe and is available in a choice of finishes: White, matt Havana and matt Pebble Grey. This hinged-door wardrobe comes in five widths, and is available either with or without mirrors.



All wardrobes come with 2 shelves, a hanging rail per internal compartment, cornice and soft close doors as standard.

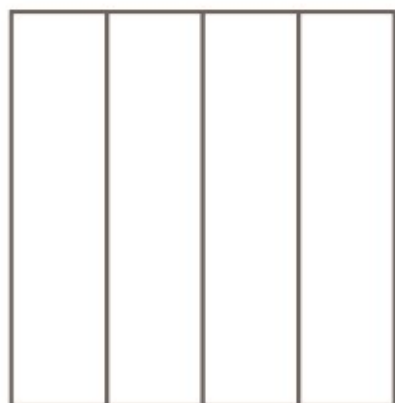
Wardrobe Dimensions

Hinged door wardrobes have a depth of 58cm.






150cm



200cm



250cm



300cm

Wardrobe Finish



Matt Pebble Grey



Matt Havana




White

Door Finish



Matt Pebble Grey



Matt Havana



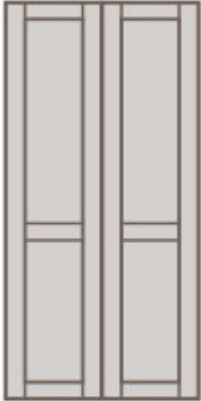
Crystal mirror



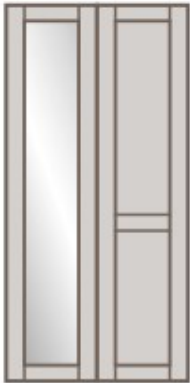
White

Door Combinations




Hinged Door



Wood effect



Wood effect and mirror





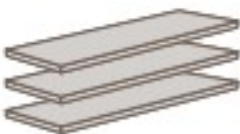
Choose Your Accessories

Maximise your storage options with additional shelves, rails and drawers that fit all sizes of Marlow wardrobes. Finish off your Marlow wardrobe with LED strip lights or LED interior lights. All wardrobes come with 2 shelves and a hanging rail per compartment.



Available Accessories:

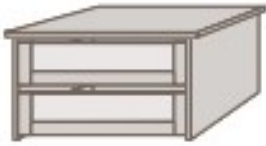
1. Set of 3 adjustable shelves



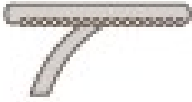
2. Clothes rail



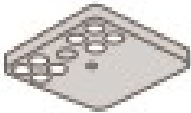
3. Drawer insert with 2 pull-outs and glass front



4. Set of 2 or 3 LED strip lights




5. LED wardrobe interior light with motion detector



Standard internal finish is Treeline. Internal wardrobe dimensions differ by wardrobe width. Please check dimensions before ordering additional hanging rails, shelves and internal drawers packs.

Additional Furniture

Available in matching frame colours.



Bedside chest

3 Drawers W50 H57 D36cm



Chest of drawers

4 Drawers W47 H86 D42cm



Chest of drawers

4 Drawers W75 H86 D42cm



Contact:

John Lewis Partnership
171 Victoria Street
London SW1E 5NN
www.johnlewis.com

Documents / Resources



[Johan Lewis Wardrobe Range](#) [pdf] User Manual
Wardrobe Range

References

- [John Lewis & Partners | Homeware, Fashion, Electricals & More](#)