



JOBY JB01751-BWW Impulse 2 Premium Bluetooth 5.0 Remote Trigger with Dual Buttons User Manual

[Home](#) » [JOBY](#) » [JOBY JB01751-BWW Impulse 2 Premium Bluetooth 5.0 Remote Trigger with Dual Buttons User Manual](#) 



**JB01751-BWW Impulse 2 Premium Bluetooth 5.0
Remote Trigger with Dual Buttons
User Manual**

Contents

- [1 SAFETY INSTRUCTIONS](#)
- [2 FCC](#)
- [3 Impulse 2](#)
- [4 Connect to cold shoe Battery](#)
- [5 Battery](#)
- [6 Connect to cold shoe](#)
- [7 Documents / Resources](#)
- [8 Related Posts](#)

SAFETY INSTRUCTIONS

- Risk of explosion if battery is replaced by an incorrect type.
- The included battery is not rechargeable.
- Please use the battery in its original purpose to avoid causing the battery to short circuit. When the conductive material is connected directly to the battery positive and negative will cause a short circuit.
- Do not use a damaged battery.
- Keeping the battery in an extremely cold or very hot location can result in shortened battery life.

- When replacing the battery, please refer to the instruction manual and pay attention to the positive and negative direction of battery
- Do not put the battery in the fire. Dispose of the battery according to local regulations.

FCC

This device complies with Part 15 of the FCC Rules. Operation is subject to the following two conditions:

1. this device may not cause harmful interference, and this device must accept any interference received, including interference that may cause undesired operation.

Please note that changes or modifications not expressly approved by the parts responsible for compliance could void the user's authority to operate the equipment.

Note

This equipment has been tested and found to comply with the limits for a Class B digital device, pursuant to Part 15 of the FCC Rules.

These limits are designed to provide reasonable protection against harmful interference in a residential installation. This equipment generates, uses, and can radiate radio frequency energy and, if not installed and used in accordance with the instructions, may cause harmful interference to radio communications. However, there is no guarantee that interference will not occur in a particular installation. If this equipment does cause harmful interference to radio or television reception, which can be determined by turning the equipment off and on, the user is encouraged to try to correct the interference by one or more of the following measures:

- Reorient or relocate the receiving antenna.
- Increase the separation between the equipment and receiver.
- Connect the equipment into an outlet on a circuit different from that to which the receiver is connected.
- Consult the dealer or an experienced radio/TV technician for help.



Hereby, Vidend um Media Solutions Spa declares that the Impulse radio equipment is in compliance with Directive 2014/53/EU.

The full text of the EU declaration of conformity is available at the following internet address:

joby.com/certification.

IC:24113- JB01751



XXXXXXXXXXXXXXXXXX

Notice to Canadian users

This device complies with Industry Canada license exempt RSS standard(s). Operation is subject to the following two conditions:

1. This device may not cause interference, and
2. This device must accept any interference, including interference that may cause undesired operation of the device.

This device complies with RSS 247 of Industry Canada. Operation is subject to the condition that this device does not cause harmful interference.

This Class B digital apparatus complies with Canadian ICES 003.



OFCA

Certified for use in Hong Kong
Certificate No. HK021800166



COMMUNICATIONS AUTHORITY

SRRC CMIIT ID: 2018DJ7157

IMDA

Complies with IMDA Standards N3703-19

TRA

United Arab Emirates

TRA ID:DA73757/18

TA: ER65947/18

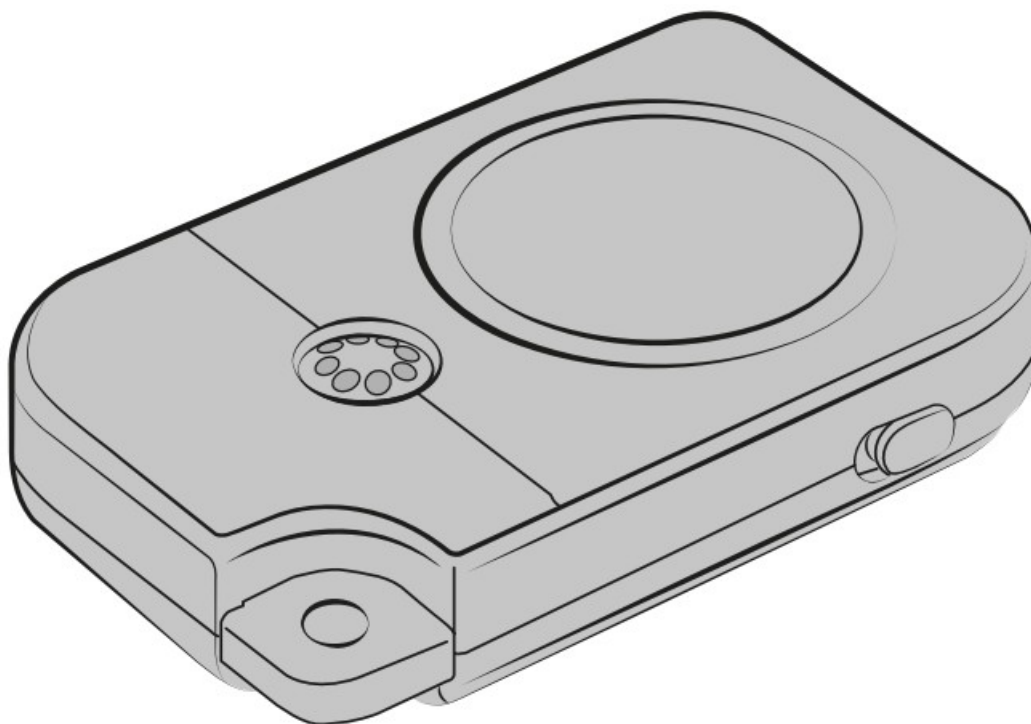


RoHS

Complies with the European Union's "Restriction of Hazardous Substances Directive," which protects the environment by restricting specific hazardous materials and products.

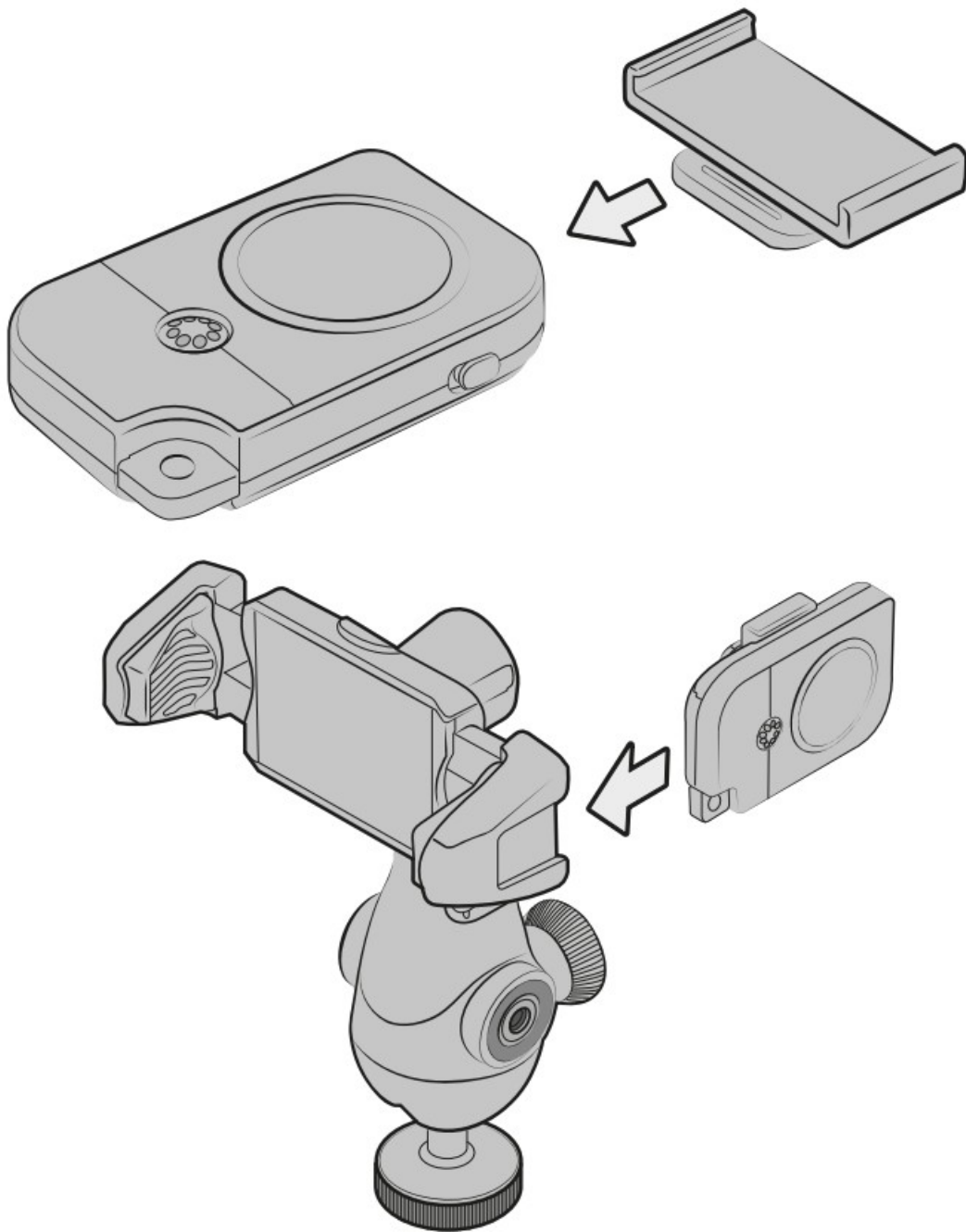
Impulse 2

Model No.: JB01751-BVVVV

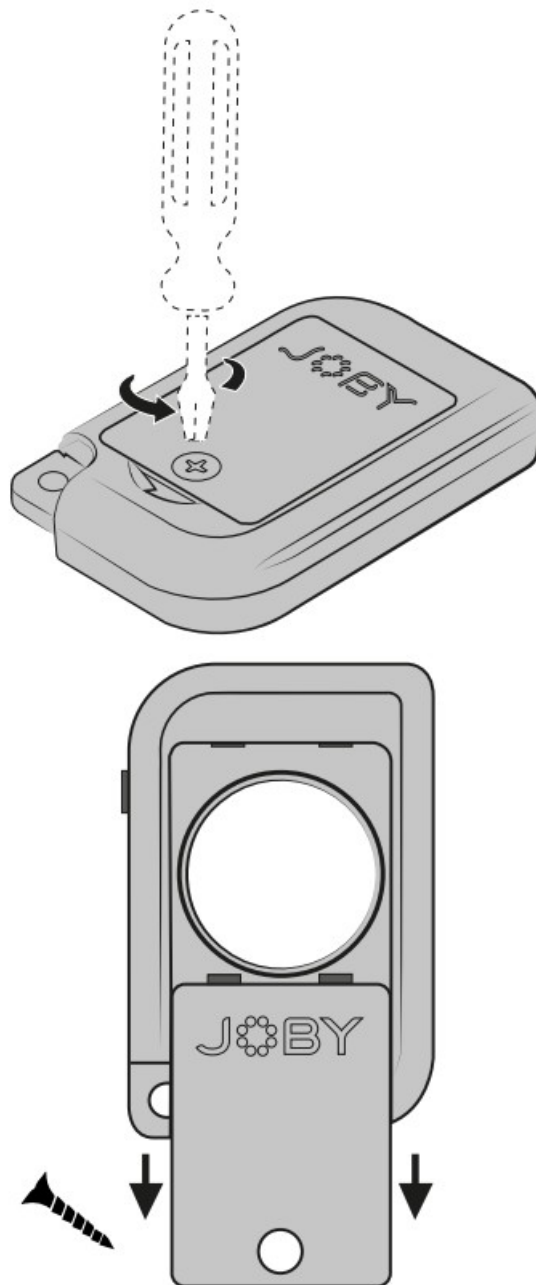


Item	Specification
Battery	220mAh Manganese Dioxide Lithium Battery
Bluetooth	Bluetooth 5.0 / 2.4GHz
Operation temp.	-10 to +40°C
Output Power	-1.5dBm
Range	25 / 80 feet

Connect to cold shoe Battery



Battery



Connect to cold shoe

LED Modes:

- LED off — Power switch off or Sleep Mode
- Flashing blue LED — Discoverable Mode
- Solid blue LED — Paired Mode
- Solid red LED — Un-Paired Mode (after 30 seconds in Discoverable Mode)
- Flashing red LED — Low Battery Mode (when battery life reaches 5%)

Pairing for the first time:

1. Turn on Bluetooth on your device
2. Switch power switch to “on” position (red color mark appears on the switch)
3. LED flashes blue. the Impulse 2 is in Discoverable Mode
4. Select “JOBY Impulse” in Bluetooth settings of the device to pair

Taking photos/videos:

- Open camera app and press shutter button
- Press and hold shutter button for burst function (with compatible phones)

Powering off:

- Switch power switch to “off” position (red color mark disappeared)
- When powered back on, Impulse 2 will automatically connect to the most recent paired device if it is in range

Sleep:

- Impulse 2 will automatically go into sleep mode if idle for 5 minutes, wakes back up with press of shutter button; reverts to existing connection if previously paired; or unpaired if previously unpaired

Resetting device/re-pairing to a different device:

- In “paired mode” (solid blue LED) press and hold shutter button for 10 seconds, Impulse 2 will return to “discoverable mode” (Flashing blue LED) and can now be paired to a different device
- In “unpaired mode” (solid red LED) press shutter button once, Impulse 2 will return to “discoverable mode” and can now be paired to a different device



WARNING!

Keep batteries out of reach of children.

Swallowing may lead to serious injury or death in as little as 2 hours due to internal burns.

If swallowed, go straight to a hospital emergency room.

Dispose of used batteries immediately.



@jobyinc

JOBY is a registered trademark of Videndum Media Solutions Spa

Videndum Media Solutions Spa

Via Valsugana 100

36022 Cassola (VI) – Italy

xxx – 05/22

Documents / Resources

	<p>JOBY JB01751-BWW Impulse 2 Premium Bluetooth 5.0 Remote Trigger with Dual Buttons [pdf] User Manual</p> <p>JB01751-BWW Impulse 2 Premium Bluetooth 5.0 Remote Trigger with Dual Buttons, JB01751-BWW, Impulse 2 Premium Bluetooth 5.0 Remote Trigger with Dual Buttons, Premium Bluetooth 5.0 Remote Trigger with Dual Buttons, Premium Bluetooth 5.0 Remote Trigger, Bluetooth 5.0 Remote Trigger, 5.0 Remote Trigger, Trigger</p>
--	--