

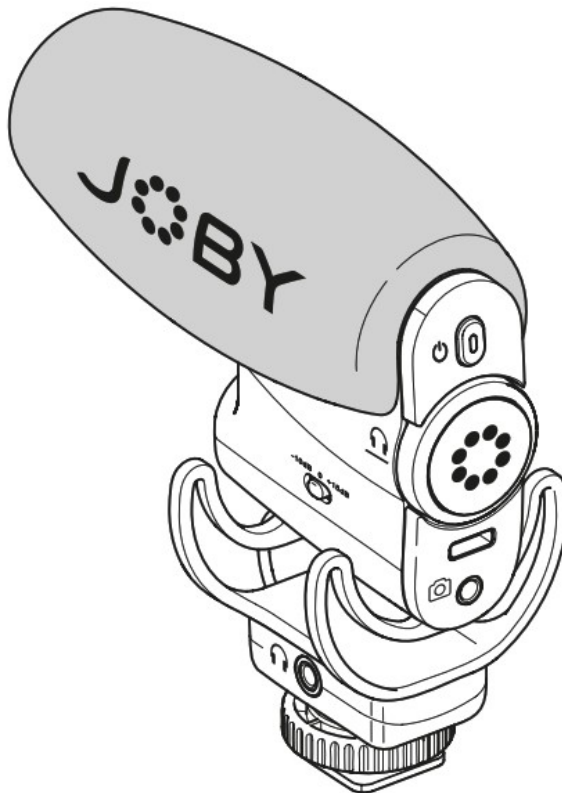


JOBY 897712 Wavo PLUS On Camera Microphone User Manual

[Home](#) » [JOBY](#) » JOBY 897712 Wavo PLUS On Camera Microphone User Manual 

JOBY®

Wavo™ PLUS

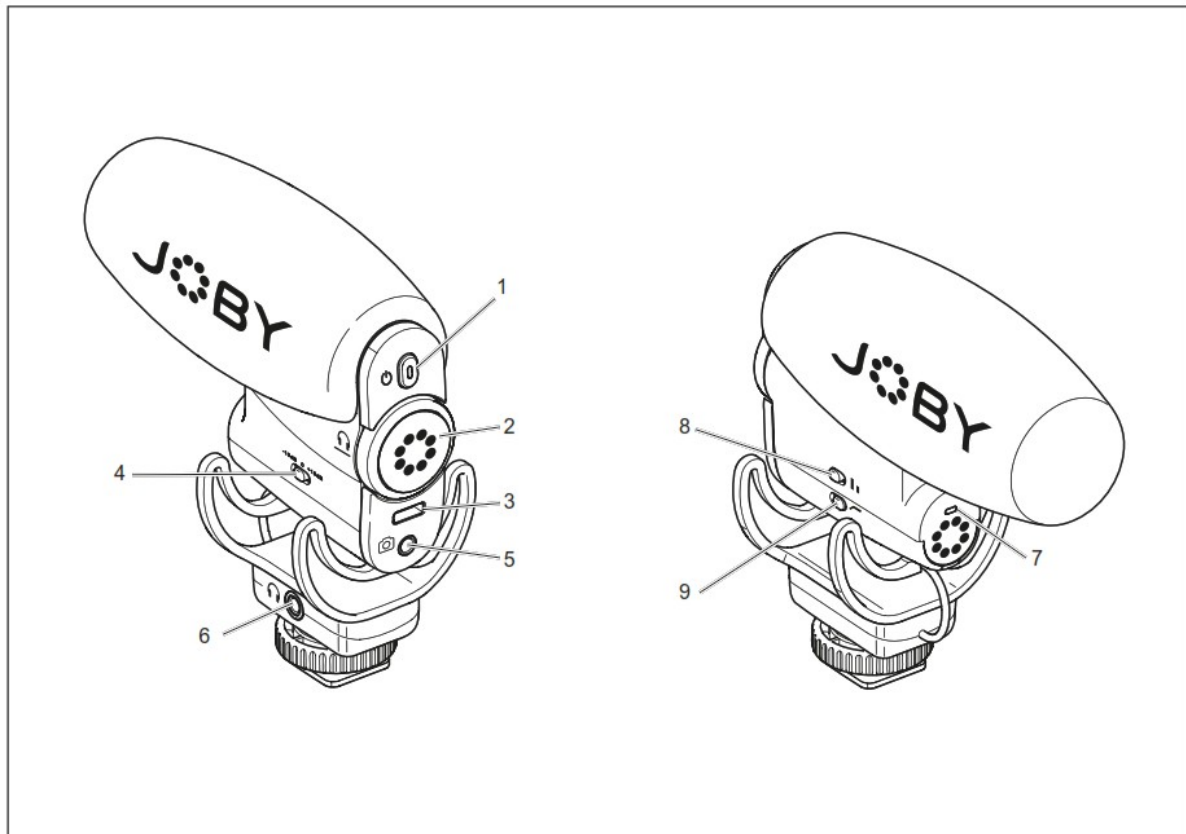


User Manual

Contents

- [1 Product Overview](#)
- [2 JOBY Wavo PLUS User Warnings](#)
- [3 INFORMATION FOR USERS](#)
- [4 Documents / Resources](#)
 - [4.1 References](#)
- [5 Related Posts](#)

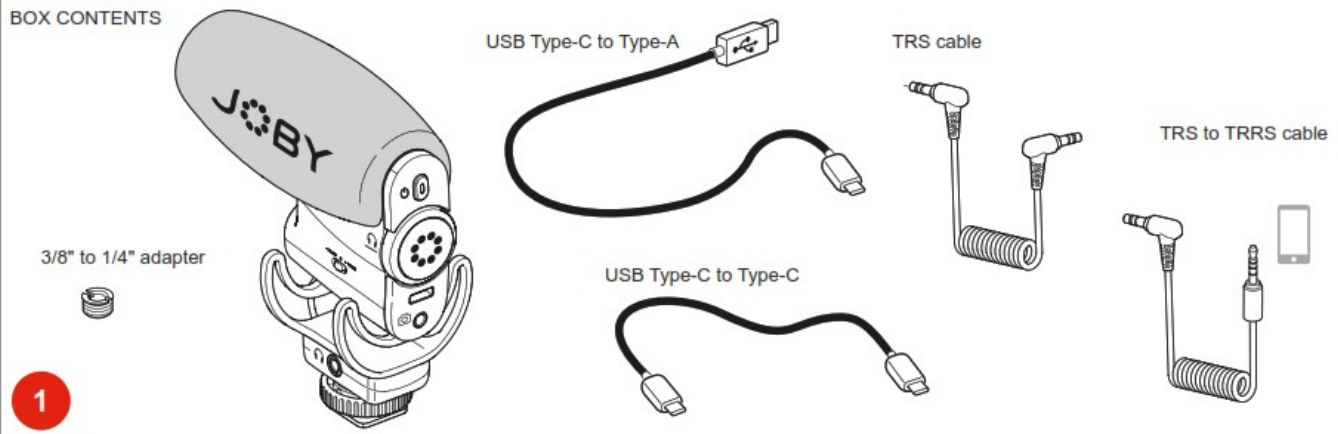
Product Overview



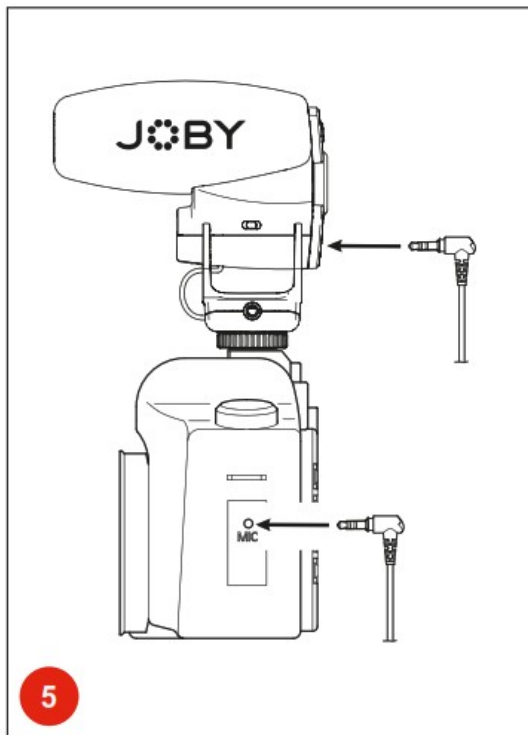
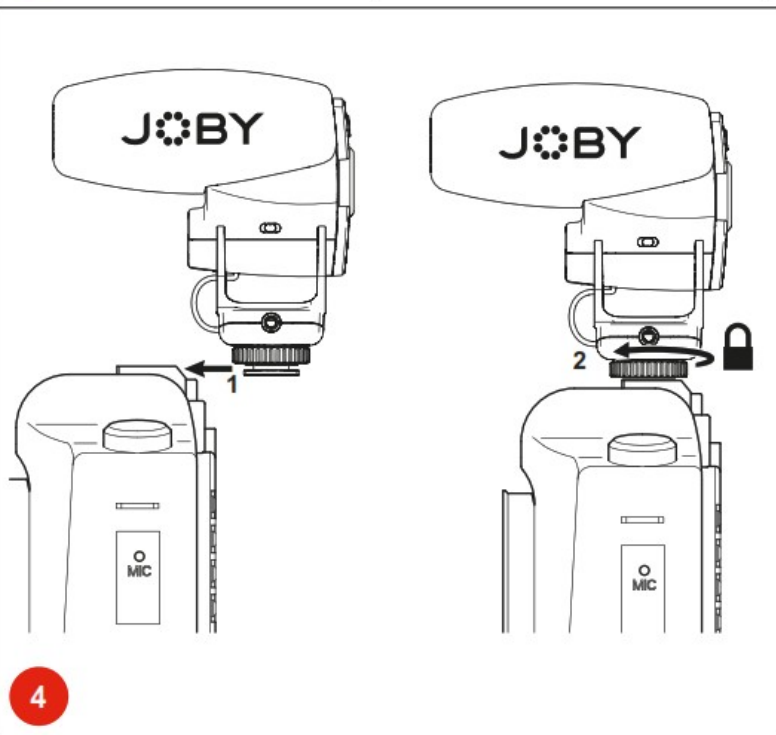
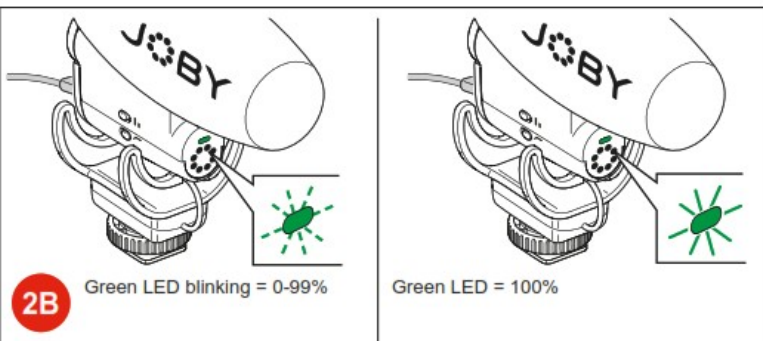
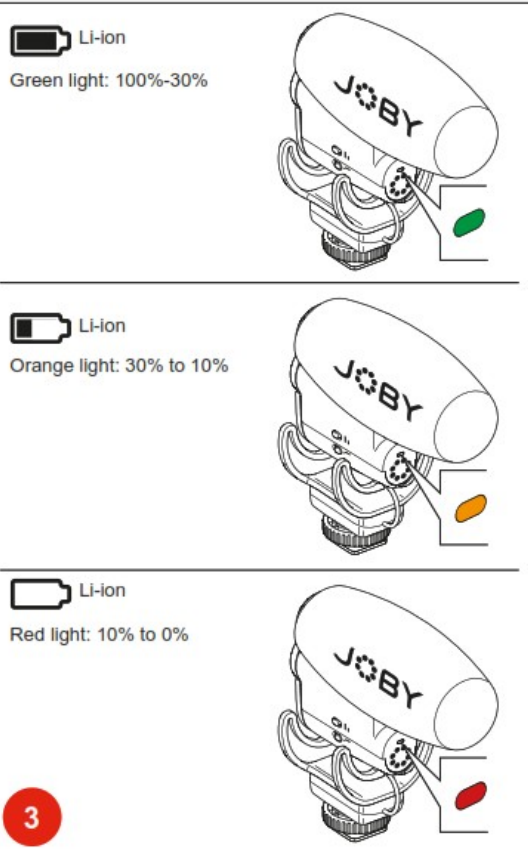
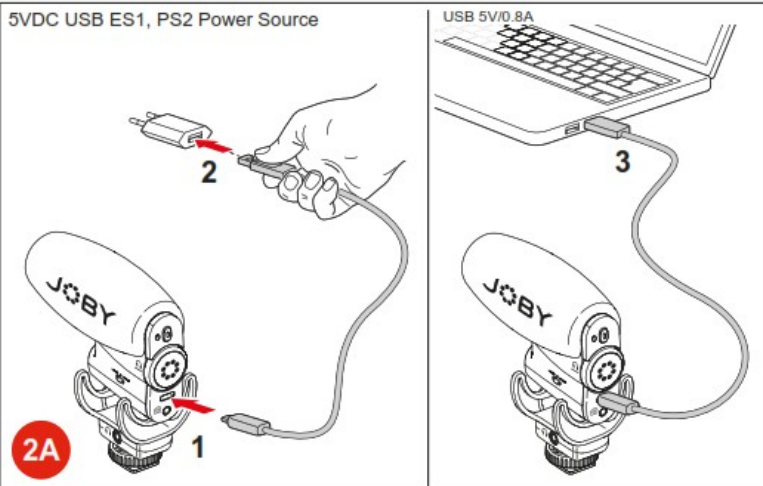
- 1 Power button
- 2 Headphone volume knob
- 3 USB Type-C
- 4 Output gain selector
- 5 Audio output to camera



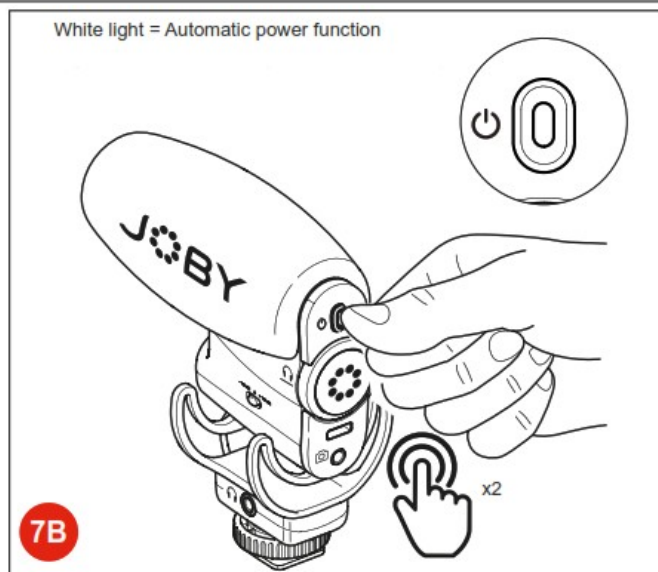
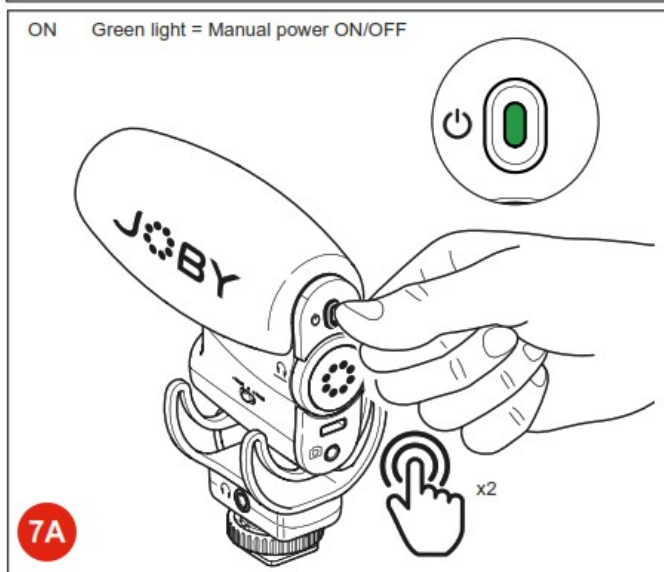
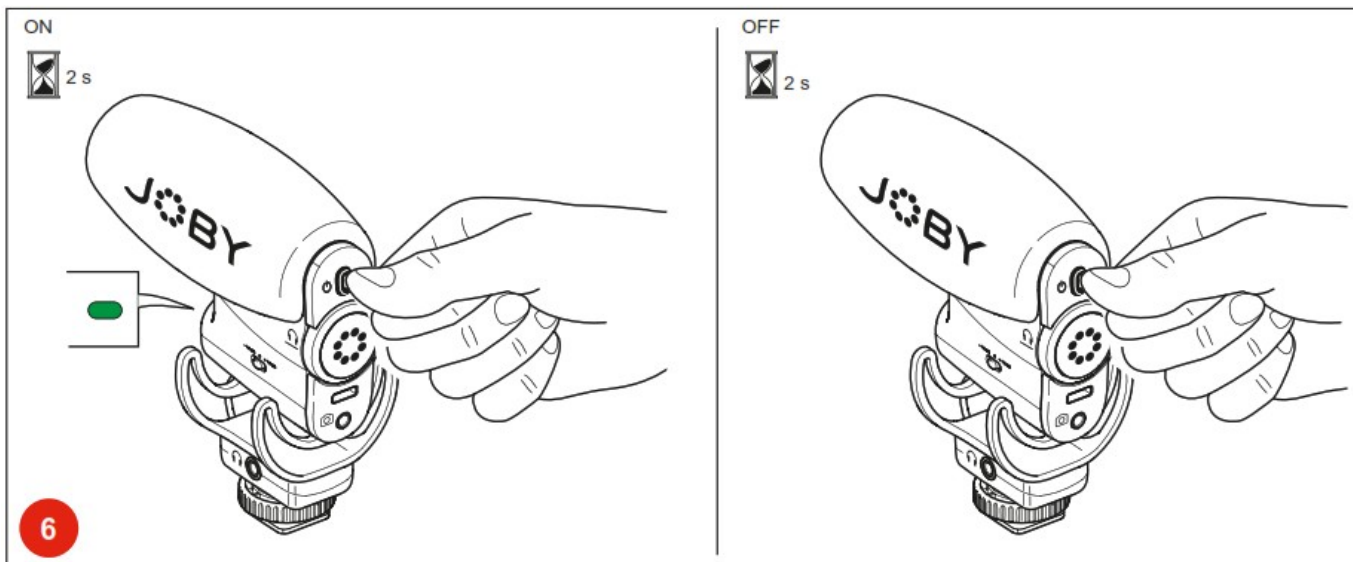
- 6 Headphone jack
- 7 Power / Battery level indicator
- 8 Safe Track switch
- 9 Low-cut filter switch

BOX CONTENTS

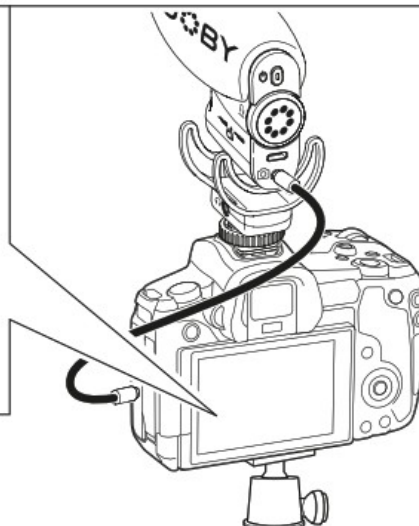
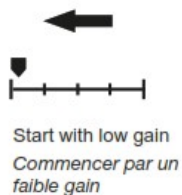
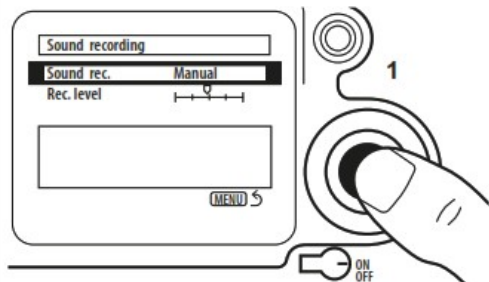


5VDC USB ES1, PS2 Power Source





SETTING THE CAMERA VOLUME



8A

SETTING OUTPUT VOLUME

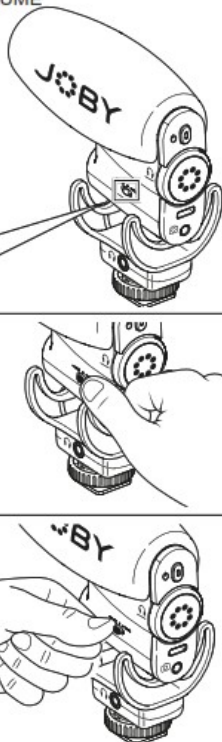
0 dB



-10 dB



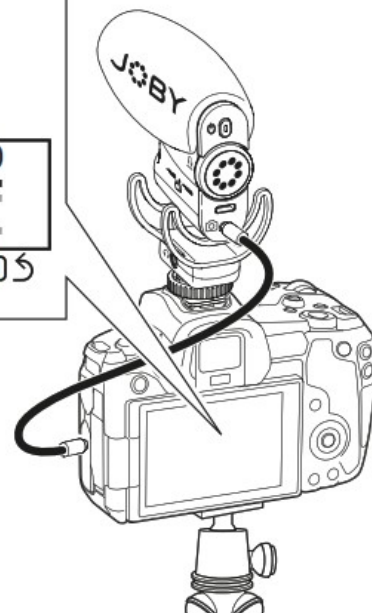
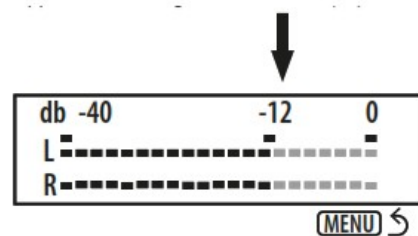
+15 dB



8B

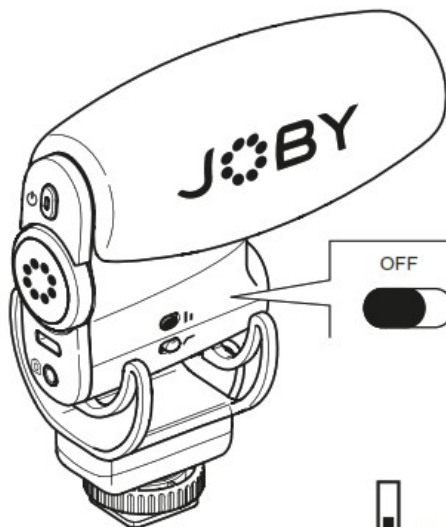
SETTING THE CAMERA VOLUME

Ideal input level. Might require further camera gain adjustment (8A)

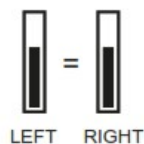


8C

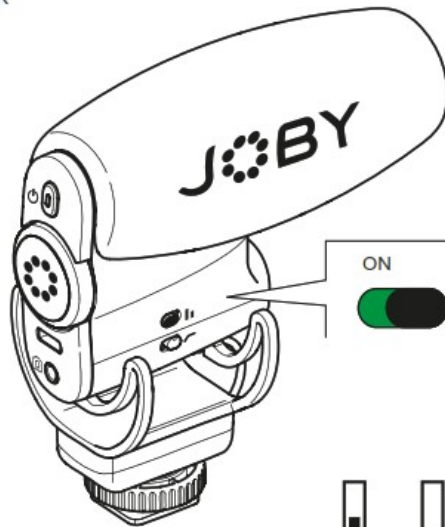
MONO



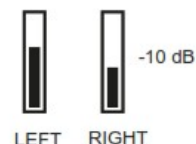
9A



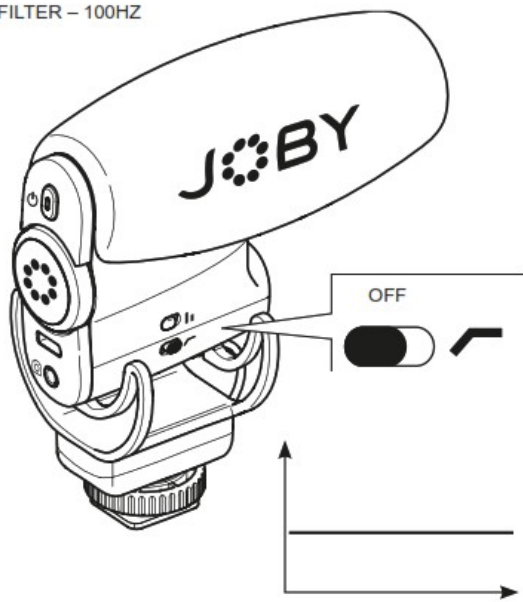
SAFE TRACK



9B

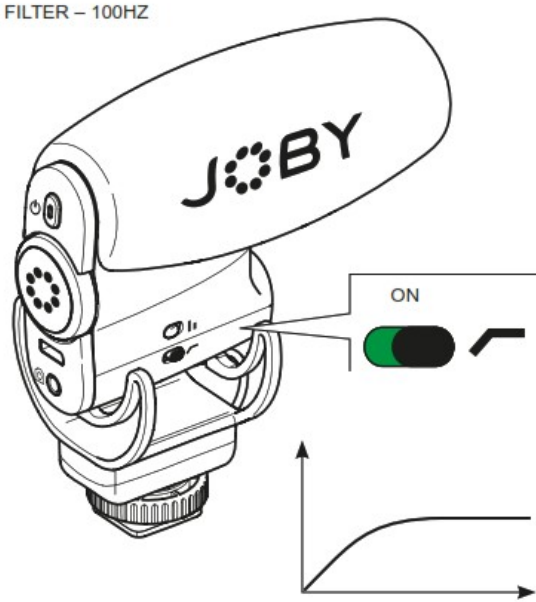


LOW-CUT FILTER – 100HZ



10A

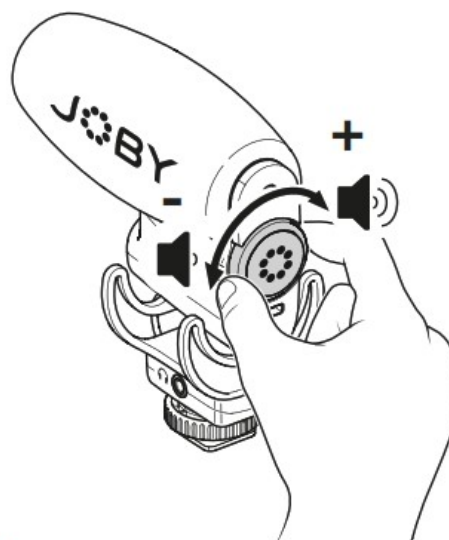
LOW-CUT FILTER – 100HZ



10B



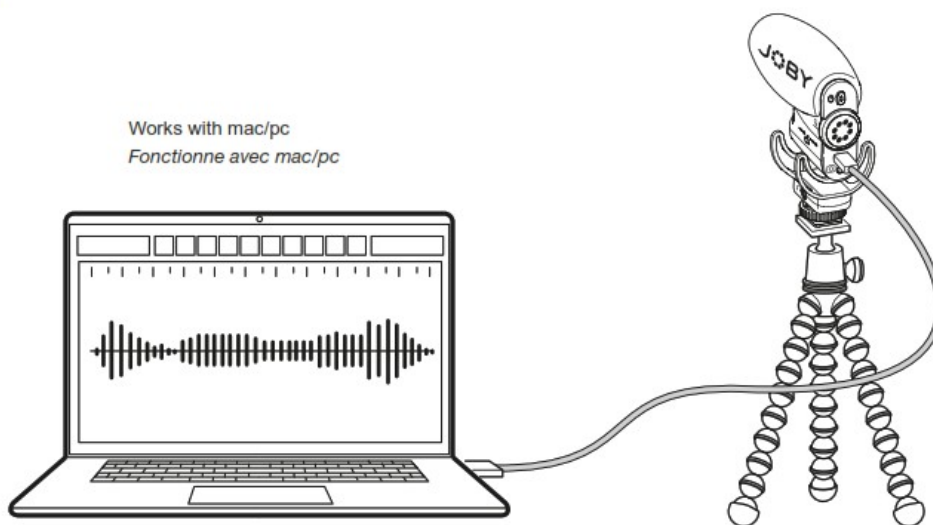
11A



11B

USB CONNECTION

Works with mac/pc
Fonctionne avec mac/pc



12

Disclaimer

JOBY has made every effort to provide clear and accurate information in this product guide, which is provided solely for the user's information. While thought to be accurate, the information in this document is provided strictly "as is" and JOBY will not be held responsible for issues arising from typographical errors or user's interpretation of the language used herein that is different from that intended by JOBY.

All safety and general information is subject to change as a result of changes in local, federal or other applicable laws. JOBY reserves the right to revise this Operation Guide and make changes from time to time in the content hereof without obligation to notify any person of such revisions or changes. In no event shall JOBY, its employees or authorized agents be liable to you for any damages or losses, direct or indirect, arising from the use of any technical or operational information contained in this document.

JOBY makes no guarantees for your recordings / images. In the event that content was not recorded or images taken, due to a fault related to the device during use, please understand that no compensation can be provided and JOBY will not be held responsible in any way.

Copyright and trademarks

Copyright laws in your country may prohibit the use of recorded images of people, places or other subjects for public or private enjoyment.

Also be aware that certain public performances, exhibitions or other events may prohibit recording images.

© 2020 JOBY Ltd. All rights reserved.

JOBY, the JOBY logo and the Wavo PLUS logo are trademarks or registered trademarks of JOBY Videndum Media Solutions and/or other countries.

All trademarks, trade names, icons, logos, written material, images, code, and product names used in association with this product are copyrights, trademarks, or other intellectual property exclusively owned and controlled by JOBY Ltd.

JOBY Ltd also has patents pending. All other company, brand and product names are trademarks or registered trademarks of their respective holders. JOBY has no affiliation to, is not associated or sponsored with, and has no express rights in third-party trademarks. Product warnings

Never use this product without fully understanding the functions and safety precautions. See www.JOBY.com for operation guides.

WARNING: To reduce the risk of fire or electric shock, do not expose this equipment to rain or moisture. To reduce the risk of fire or electric shock hazard, keep this equipment away from all liquids. Use and store only in locations which are not exposed to the risk of dripping or splashing liquids, and do not place any liquid containers on top of the equipment.

WARNING: Always keep the product and all accessories including, connection cable and all packaging out of reach of babies and small children

CAUTION: To reduce the risk of fire or electric shock and annoying interference, use the recommended accessories only.

CAUTION: Do not carry, jar, swing, or shake the unit by any attached accessories including cameras. Any strong jolt may damage the unit or result in personal injury.

CAUTION: Danger of explosion or fire if battery is tampered with or mistreated. Do not disassemble the unit to access the battery or dispose of the unit and/or the battery in fire. Do not store the unit in temperatures over 60 °C (140 °F) or below -20 °C (-4 °F). Do not expose the unit and/or battery to excessive heat such as sunshine, fire or the like. Always use the specified charger to recharge the battery.

CAUTION: This apparatus can only be charged from a 5V DC USB outlet ES1 PS2 power source.

CAUTION: Do not use or charge the device in temperatures below 0°C (32 °F), or above 35 °C (95 °F).

Important safety instructions

Read these instructions. Keep these instructions. Heed all warnings. Follow all instructions.

– Clean only with dry cloth. – The Unit is a precision instrument. – Do not drop it or subject it to physical shock. – Do not use this apparatus near water. – The unit is not waterproof and cannot be used underwater. – If you accidentally drop the device into water, promptly contact JOBY. – Wipe off any water droplets with a dry cloth. – Never leave the device near anything having a strong magnetic field such as a magnet or electric motor. – Also avoid using or leaving the device near anything emitting strong radio waves such as a large antenna – Do not leave the device in excessive heat such as in a car or direct sunlight. – High temperatures can cause the device to malfunction. – Never attempt to disassemble the device. – Avoid storing the

device where there are corrosive chemicals such as a darkroom or chemical lab. – Do not use paint thinner, benzene, or other organic solvents to clean the equipment. – Doing so may cause fire or a health hazard. – Do not use or charge near any heat sources such as radiators, heat registers, stoves, or other apparatus (including amplifiers) that produce heat. – Only use attachments/accessories specified by the manufacturer. – Use only with the slider, ballhead or support apparatus specified by the manufacturer, or sold with the apparatus. – When apparatus are used, use caution when moving or transporting to avoid injury from tip-over. – Refer all servicing to qualified service personnel. – Servicing is required when the device has been damaged in any way, such as power-supply cord or plug is damaged, liquid has been spilled, objects have fallen onto the apparatus, the apparatus has been exposed to rain or moisture, does not operate normally, or has been dropped.

Preventing fire, excessive heat, chemical leakage, and explosions, follow the safeguards below:

- Do not use any external batteries, power sources and accessories not specified by JOBY.
- Do not use any home-made or modified external power supply or batteries. – Do not short-circuit, disassemble, or modify the device or battery inside.
- Do not apply heat or apply solder to the internal battery or any attached external devices. – Do not expose the device to fire. – Do not charge unattended. – If excessive heat, smoke or fumes are emitted during recharging, immediately unplug the battery charger from the power outlet to stop the recharging and prevent a fire. – If the device leaks, changes color, deforms, or emits smoke or fumes, remove it immediately. – Be careful not to get burned in the process. –

Prevent any leakage from contacting your eyes, skin, and clothing. – It can cause blindness or skin problems. – If the battery leakage contacts your eyes, skin, or clothing, flush the affected area with lots of clean water without rubbing it. – See a physician immediately. – During recharging, keep the equipment away from the reach of children. – The cord can accidentally choke the child or give an electrical shock. – Do not leave any cords near a heat source. – It can deform the cord or melt the insulation and cause a fire or electrical shock. – Do not use the device where there is flammable gas. – This is to prevent an explosion of fire. – Do not store the equipment in dusty or humid places.

INFORMATION FOR USERS



In accordance with Article 10 of Directive 2012/19/UE of the 04/07/2012 concerning Waste Electrical and Electronic Equipment (WEEE).

The above symbol, also present on equipment, indicates that, at such time as the user should decide to dispose of the equipment, it must NOT be disposed of as unsorted municipal waste, but must be collected separately. The same applies to all components of the equipment and any recharge or refill elements that the product may comprise.

For information on the waste collection systems suitable for this equipment, contact Videndum Media Solutions or any authorized member of the National Registers in EU countries. Household (or similar) waste may be disposed of via standard municipal differentiated waste collection schemes.

If you purchase a new version of this model or similar equipment – or if your existing equipment measures less than 25 cm – you may return the items you no longer require to your retailer who will take care of contacting the company or organization handling the proper collection and management of used equipment.

Correct separate collection and specific treatment of WEEE are necessary to avoid potential damage to human health and the environment, and favour the recycling and recovery of component materials. Improper or illegal disposal of this product by the user will result in punishments or fines being applied in accordance with national Decrees based on Directive 91/156/EC and 2008/98/EC.

Thank you for purchasing a JOBY product.

JOBY products are warranted to be fit for the purpose for which they have been designed, and to be free from defects in materials and workmanship. This guarantee does not cover the product against subsequent damage or misuse. The period of validity of the Standard Limited Warranty is defined by the law in force in the country, state or region where the product is sold. Please retain your receipt as proof of purchase to repair your product under warranty.



CERTIFICATIONS
EU

Manufacturer's name : Videndum Media Solutions

Manufacture's address : Via Valsugana 100, 36022 Cassola (VI), Italy

Product name : Wavo PLUS

Product code : JB01734-BWW

Simplified Declaration of Conformity

GB – Hereby, “Videndum Media Solutions” declares that the radio equipment type “Wavo PLUS” is in compliance with Directive 2014/53/EU and with Directive 2011/65/CE and its amendments.

The full text of the EU declaration of conformity is available at the following internet address:

USA

FCC ID:

Declaration of conformity

NOTE: This device complies with Part 15 of the FCC Rules. Operation is subject to the following two conditions:

1. this device may not cause harmful interference, and
2. this device must accept any interference received, including interference that may cause undesired operation.

No changes shall be made to the equipment without the manufacturer’s permission as this may void the user’s authority to operate the equipment”

This device complies with FCC radiation exposure limits set forth for an uncontrolled environment.

This device complies with the safety requirements for RF exposure for portable use conditions in accordance with FCC rule part 2.1093 and

KDB 447498 D01.

UNITED KINGDOM



**RUSSIA – BELARUS – KAZAKHSTAN –
KYRGYZSTAN – ARMENIA**



R-R-021- JB01734-BWW

After sales service: www.joby.com

HONG KONG



AUSTRALIA – NEW ZEALAND



TAIWAN



Wavo PLUS:

NCC approved device

SINGAPORE

CHINA CMIIT ID:

UNITED ARAB EMIRATES



@jobyinc

Videndum Media Solutions Spa

Via Valsugana 100

36022 Cassola (VI) – Italy

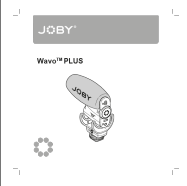
© 2022 Videndum Media Solutions Spa

JOBY is a registered

trademark of Videndum Media Solutions Spa

Cod. 1080681 – 09/22

Documents / Resources

	<p>JOBY 897712 Wavo PLUS On Camera Microphone [pdf] User Manual 897712 Wavo PLUS On Camera Microphone, 897712, Wavo PLUS On Camera Microphone, C amera Microphone, Microphone</p>
---	--

References

-  [Tripods for Phone, Camera & Tablet | JOBY](#)
-  [Tripods for Phone, Camera & Tablet | JOBY](#)

Manuals+