



# JMachen Hyper Base FC Video Game Console User Manual

[Home](#) » [JMachen](#) » JMachen Hyper Base FC Video Game Console User Manual 


JMachen Hyper Base FC Video Game  
Console User Manual

## Hyper Base FC User Manual

Thank you for your purchasing of the latest Hyper Base FC.

Hyper Base FC is a dual boot powerful device with Android TV 7.1.2, and more importantly, latest EmuELEC. As the latest custom casing retro gaming console, the Hyper Base FC adopts a unique storage method, where the 'SYSTEM' partition of EmuELEC is pre-installed in the micro-SD card, all the 'GAMES' are stored separately in the hard drive. Upon unboxing, kindly find the cassette containing a 2.5-inch hard drive and insert into the FC itself, before connecting other peripherals, so the console will boot properly.

### Package Contents



### 1, First time power on.

First thing first, insert the cassette hard drive into the FC, then connect the HDMI cable and controllers, and power cord always comes last.

### 2, Booting into EmuELEC.

Your console is preset to boot into EmuELEC with controllers mapped, sometimes the controller may not respond, just unplug and plug it again, your controller will pair to the console automatically.

### 3, Want to use Android?

Just press START on your controller and navigate to the last option 'QUIT', press B and choose REBOOT FROM NAND, your console will enter Android TV.

### 4, Two buttons on the FC can be pressed down, what are those?

Two square red buttons on the console are set to be working identically, to power off the console, and they are

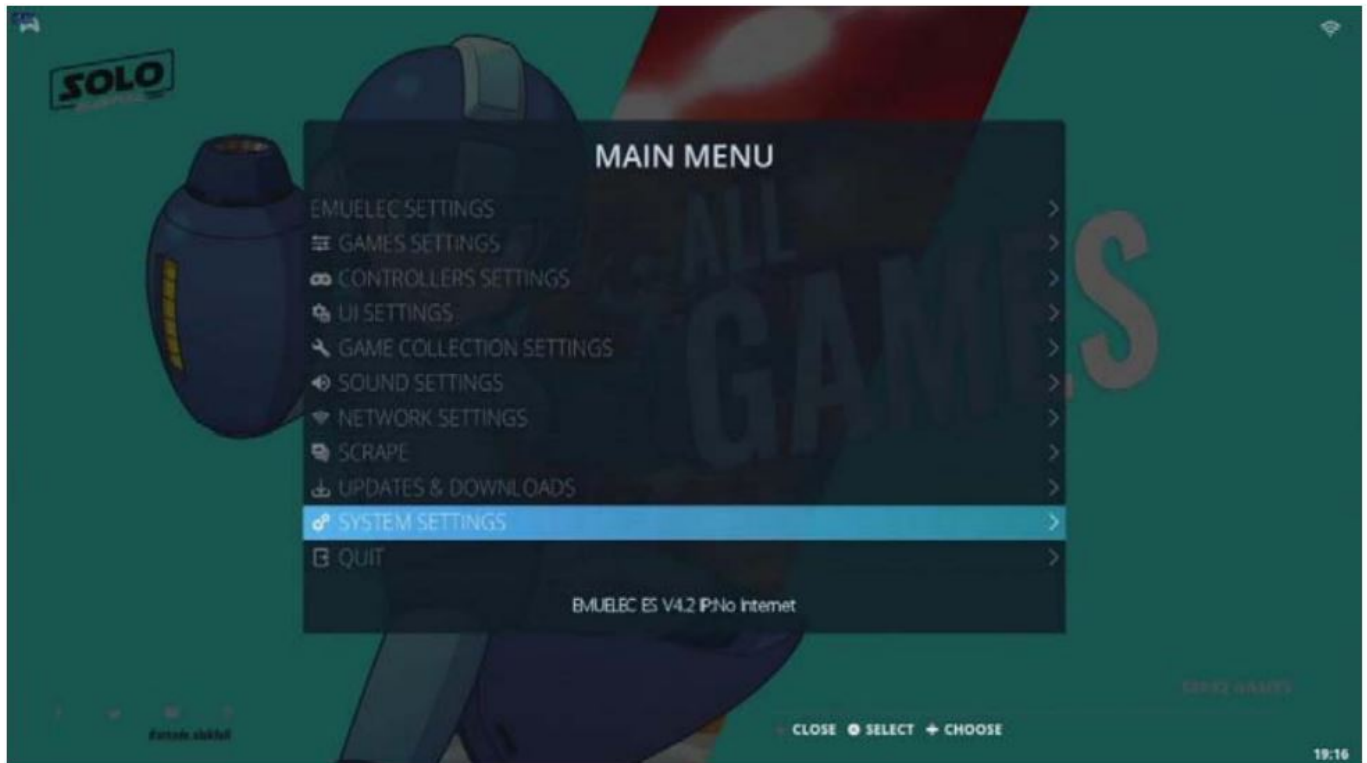
functioning the same way in both EmuELEC and Android TV. A led indicator will turn red when the console is powered off, if you wish to fully cut off the power to the console, just toggle the switch on the power adapter

## 5, My console is powered on, but it shows zero games, why?

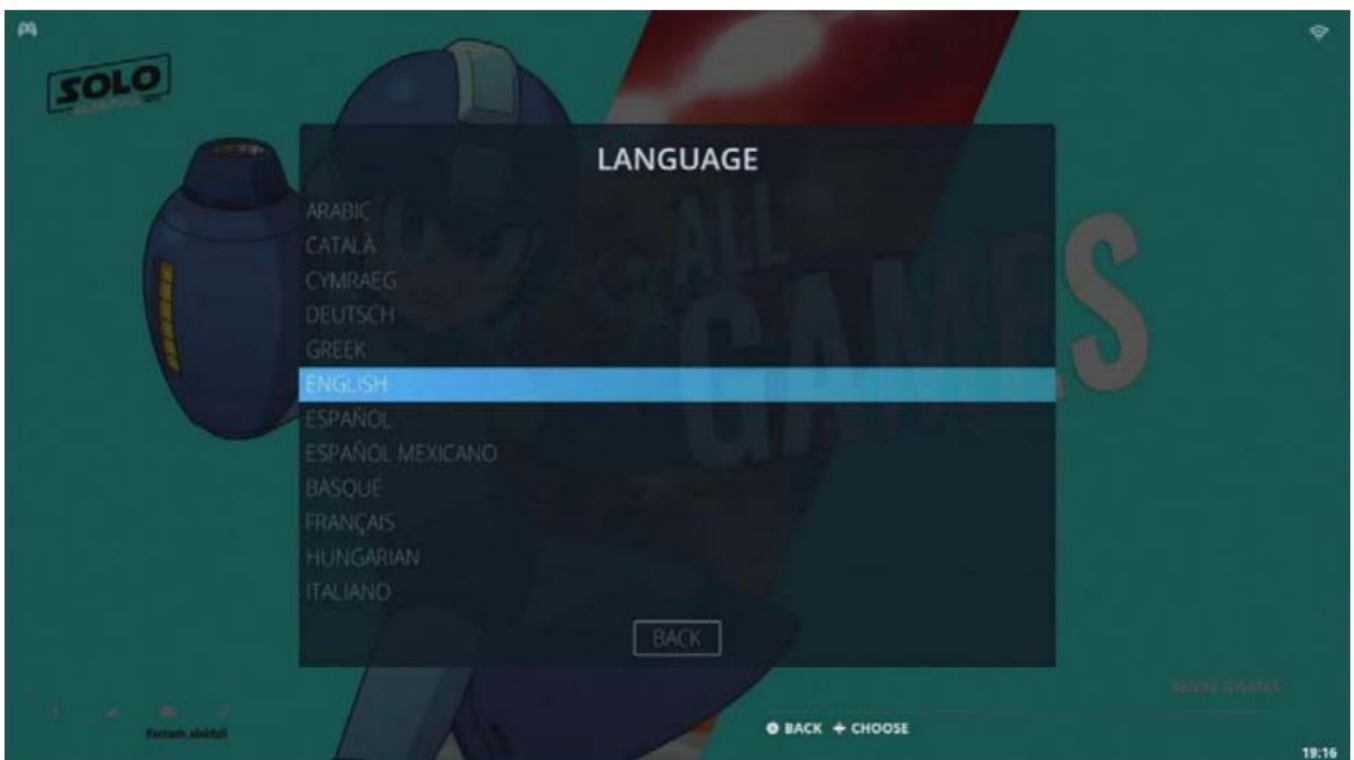
This happens when the console didn't detect the hard drive, just shut it off and make sure the hard drive is properly installed before powering on the console and all the games will come back.

## 6, English is not my native language, how do I change it?

1) Press START and choose SYSTEM SETTINGS in MAIN MENU



2) Enter LANGUAGE and choose your preferred one from the list



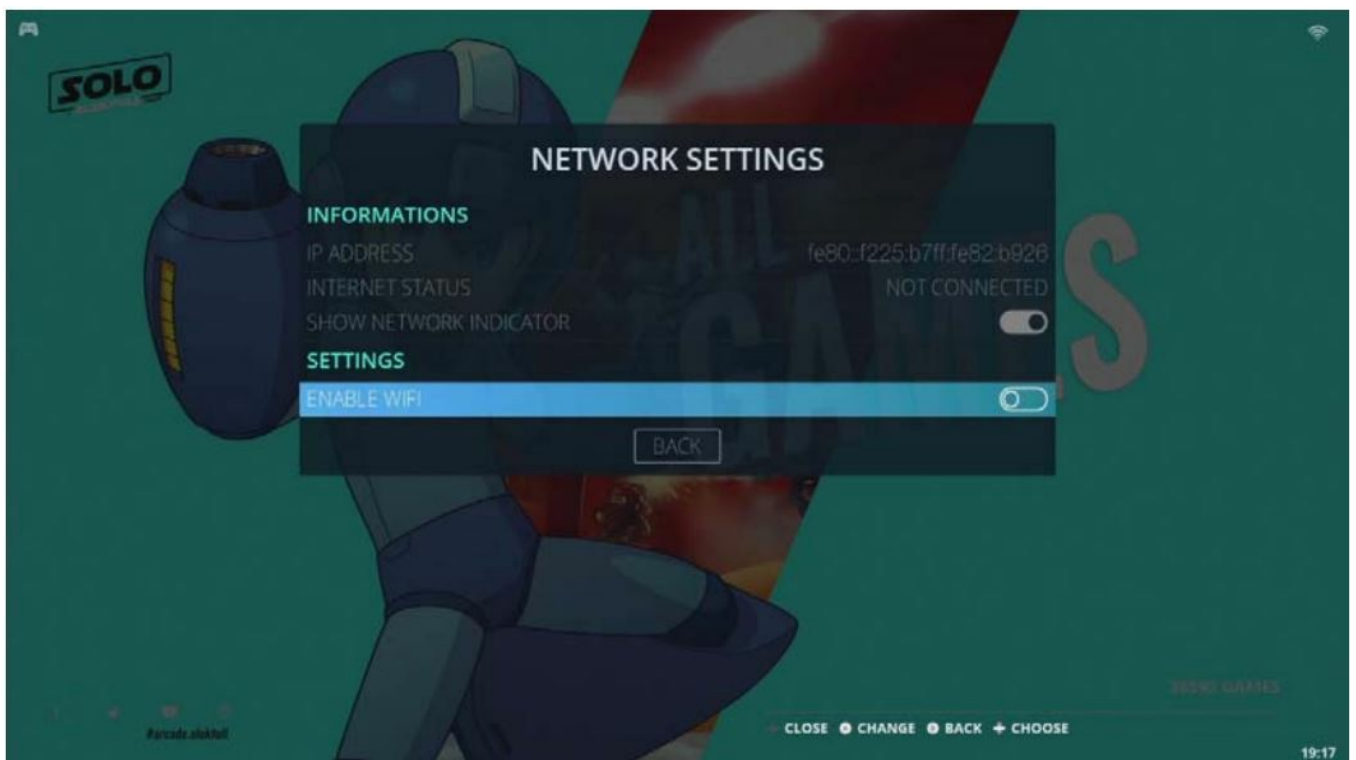
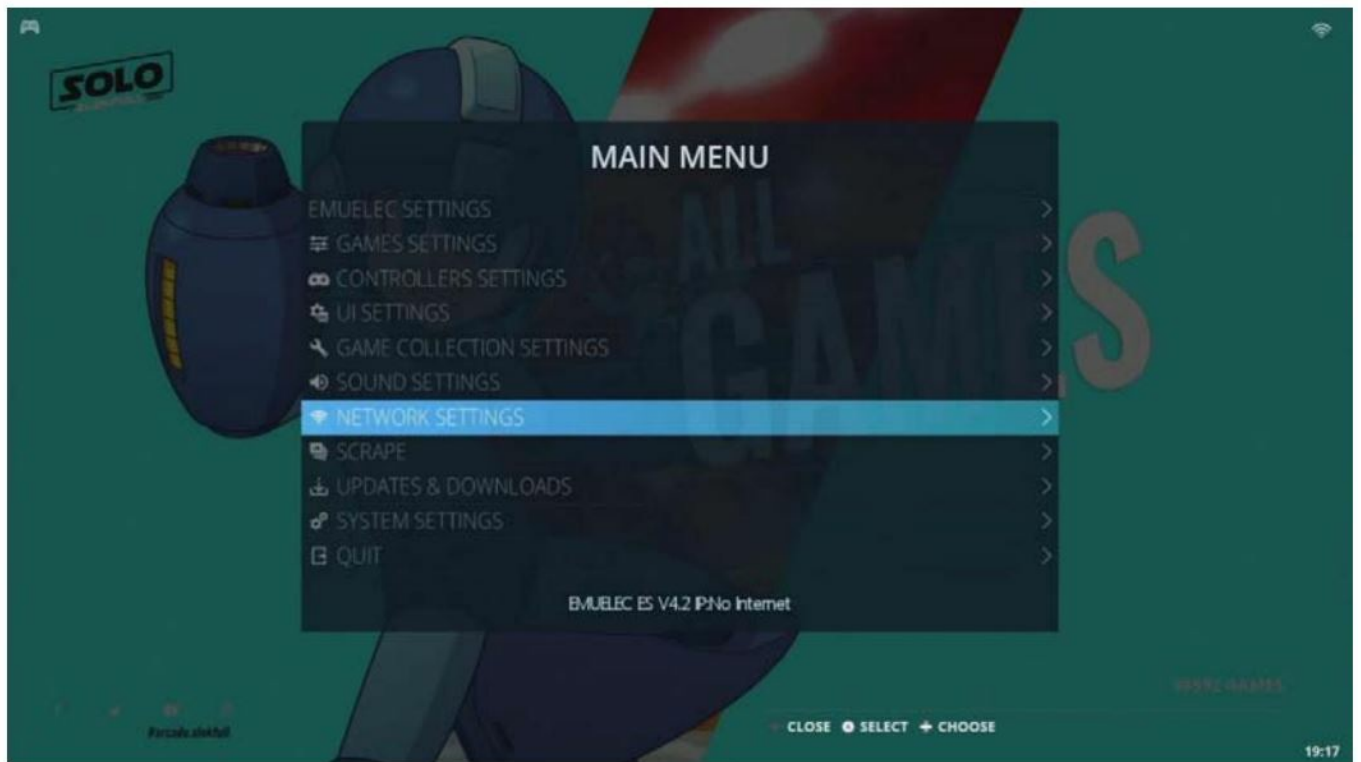
## 7, Can I change button mapping?

Go to CONTROLLERS SETTINGS in the MAIN MENU and follow the instructions to configure a controller or pair a new one. If the only one controller is wrongly mapped, just plug in a keyboard and configure it again.



## 8, Can I use Wi-Fi on Hyper Base FC?

Your console comes with an ethernet port and we recommend to use a wired cable, if you'd prefer Wi-Fi, you can enable it and connect the console to your home network by following pictures below.

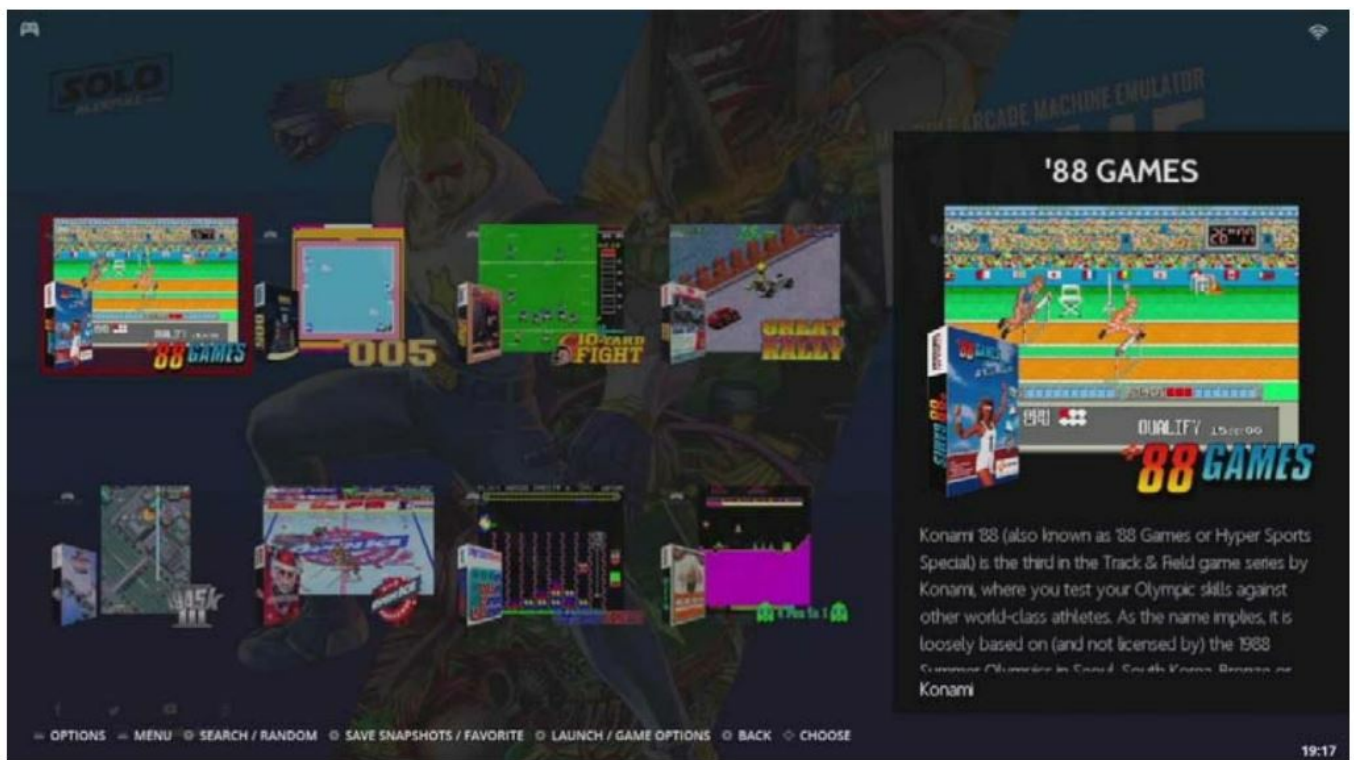


## 9, Can I specify an emulator to certain games?

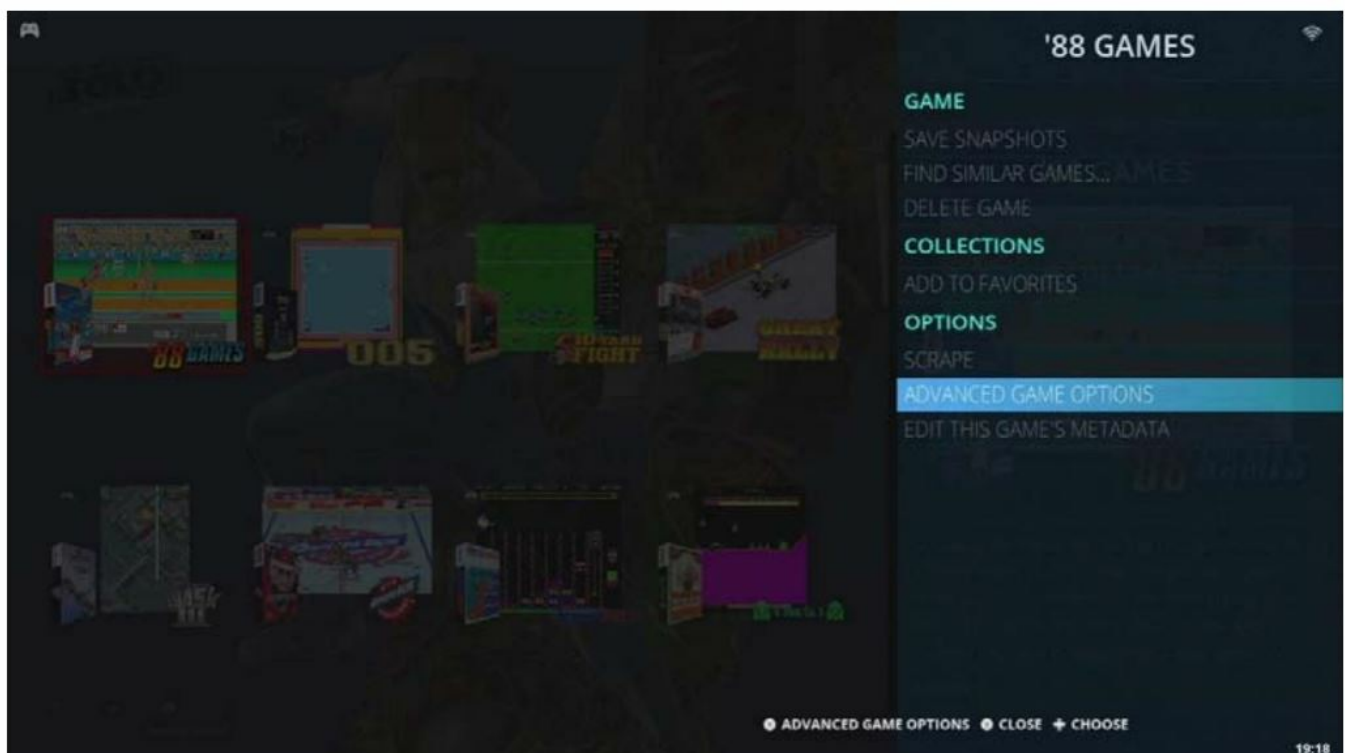
Some platform like MAME will allow you to choose a specific emulator.

- 1) Navigate to the game you'd like to edit the default emulator and hold B button on your controller.

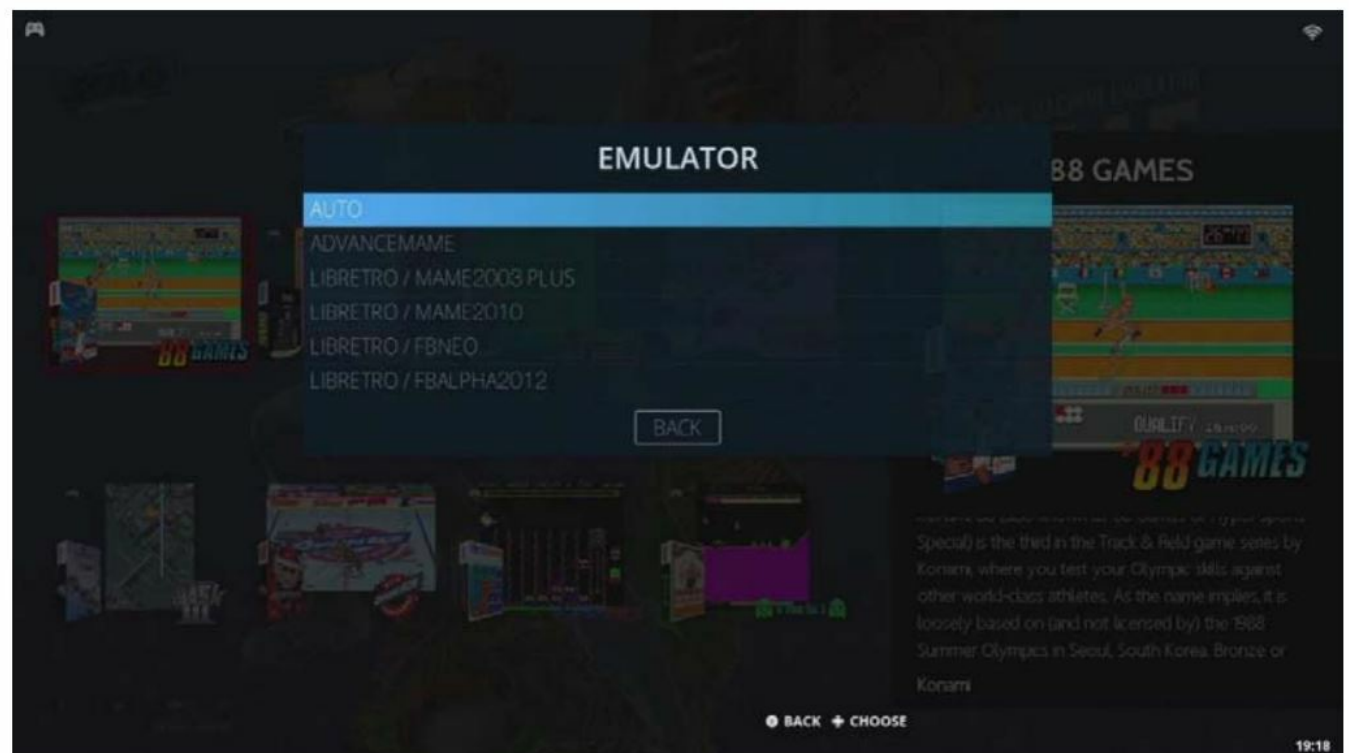




2) A side menu will pop up, choose ADVANCED GAME OPTIONS.



3) Emulator will be preset to Auto, press it and choose another emulator from the list if needed.



#### 10, I have some own game roms, can I add it to my console?

Yes, you can do it but the process can be tricky, and you may end up losing all games if the hard drive is mistakenly formatted. Consult our sales staff before doing any modification to the hard drive.

#### 11, I changed some settings in EmuELEC and it's now not working, what should I do?

There are tons of advance settings in EmuELEC, changing it may cause your console not working properly so we highly recommend not to do so. However, as long as the hard drive is not formatted, you can always recover everything. Just talk to our staff and they are more than happy to help fix your issue. Besides that, Google will always be your best friend. Simple Google your issue with EmuELEC as a suffix keyword, you will find lots of



Changes or modifications not expressly approved by the party responsible for compliance could void the user's authority to operate the equipment. This equipment has been tested and found to comply with the limits for a Class B digital device, pursuant to Part 15 of the FCC Rules. These limits are designed to provide reasonable protection against harmful interference in a residential installation. This equipment generates uses and can radiate radio frequency energy and, if not installed and used in accordance with the instructions, may cause harmful interference to radiocommunications. However, there is no guarantee that interference will not occur in a particular installation. If this equipment does cause harmful interference to radio or television reception, which can be determined by turning the equipment off and on, the user is encouraged to try to correct the interference by one or more of the following measures:

- This device complies with part 15 of the FCC Rules. Operation is subject to the following two conditions: (1) This device may not cause harmful interference, and
- (2) this device must accept any interference received, including interference that may cause undesired operation.

To maintain compliance with FCC's RF Exposure guidelines, This equipment should be installed and operated with minimum distance of 20cm the radiator your body. This device and its antenna(s) must not be co-located or operation in conjunction with any other antenna or transmitter.

1 Documents / Resources

2 Related Posts

Hyper Base FC  
User Manual

Thank you for your purchase of the Hyper Base FC!

Hyper Base FC is a full-body exercise machine designed by J.M. Machen and his team at J.M. Machen Fitness. It is the most advanced piece of fitness equipment ever created. It is the only piece of fitness equipment that can provide a full-body workout in less than 10 minutes. It is the only piece of fitness equipment that can provide a full-body workout in less than 10 minutes. It is the only piece of fitness equipment that can provide a full-body workout in less than 10 minutes.

JMachen Hyper Base FC Video Game Console [pdf] User Manual

2A9BH-HYPERBASEFC, 2A9BHHYPERBASEFC, Hyper Base FC Video Game Console, Video Game Console, Game Console