




# JIECANG JCHR35W5A5 6-Channel Remote Controller User Manual

[Home](#) » [JIECANG](#) » JIECANG JCHR35W5A5 6-Channel Remote Controller User Manual 

## JIECANG

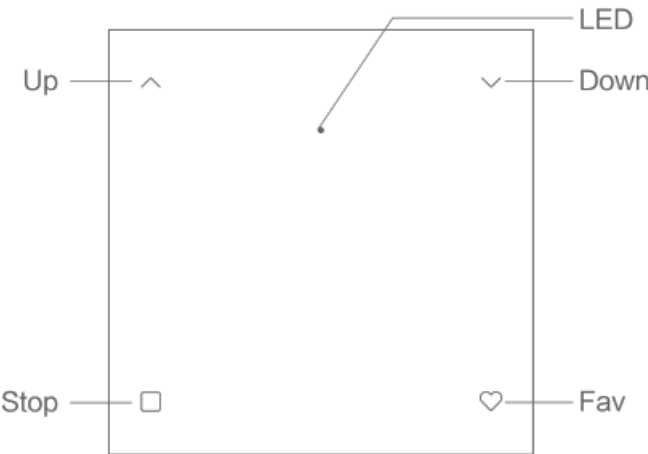
JCHR35W5A5/A6/A7  
Remote Controller  
User Manual

### Contents

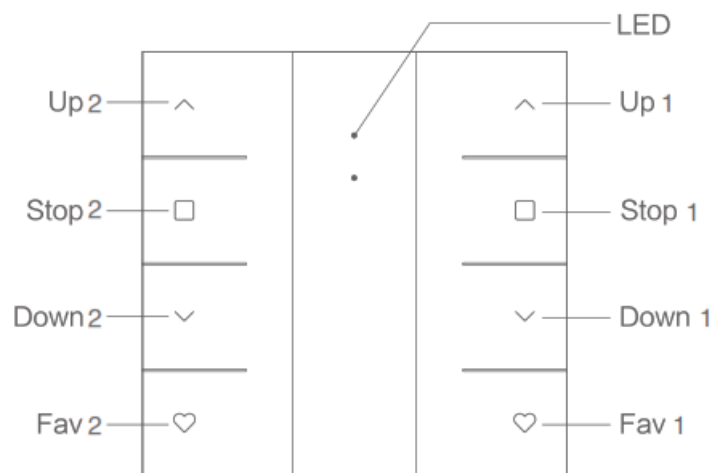
- [1 Product Info](#)
- [2 Instructions](#)
- [3 Documents / Resources](#)

### Product Info

#### a. Front

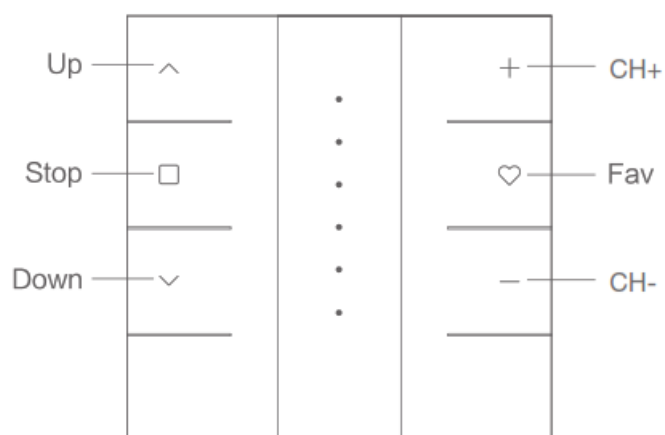


**JCHR35W5A5**  
Single channel remote controller



### JCHR35W5A6

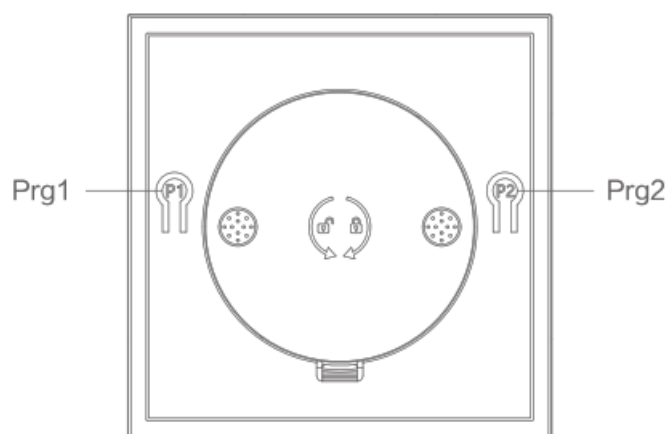
Single channel dual remote controller



### JCHR35W5A7

6-channel remote controller

**b. back**



### JCHR35W5A5/A6/A7

**Models & Parameters (more info please refer to the nameplate)**

Electrical Specification	Standard
Battery Type	CR2430*3V*2
Working Temperature	—10°C-50r
Radio Frequency	433.92M ± 100KHz
Transmit Distance	>=30m indoor

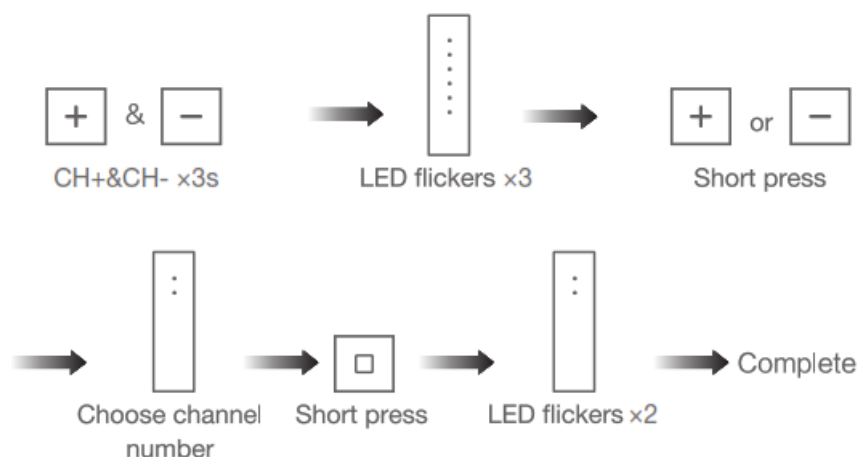


**Caution!**

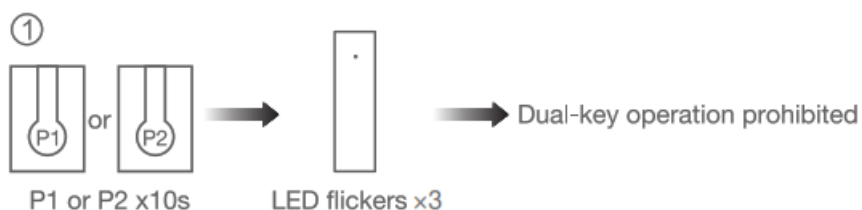
1. The transmitter should not be exposed to moisture or impact, so as not to affect its life
2. During use, when the remote control distance is significantly shorter or less sensitive, please check whether the battery needs to be replaced.
3. When the battery voltage is too low, orange LED flickers when you press button, indicating to replace battery.
4. Please properly dispose of used batteries according to the local garbage classification and recycling policy.

## Instructions

a. Number of Channels Setting (only apply to JCHR35W5A7)



b. Child-lock (Prohibit dual-key operation)




2 Repeat above step, dual-key operation activated

**Note:** When dual-key operation prohibited, these programming setting functions are not allowed: such as limits setting

**c. For other operations, please refer to the motor operation instruction**

# JIECANG

Documents / Resources

	<p><b><a href="#">JIECANG JCHR35W5A5 6-Channel Remote Controller</a></b> [pdf] User Manual JCHR35W5A5 6-Channel Remote Controller, JCHR35W5A5, 6-Channel Remote Controller, Remote Controller, Controller</p>
---	---

[Manuals+](#).