



JIECANG JCHR35W3A2 Remote Controller User Manual

[Home](#) » [JIECANG](#) » JIECANG JCHR35W3A2 Remote Controller User Manual 

JIECANG JCHR35W3A2 Remote Controller User Manual

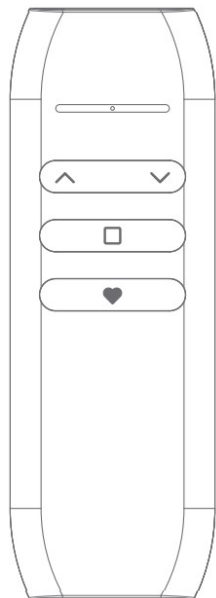


Contents

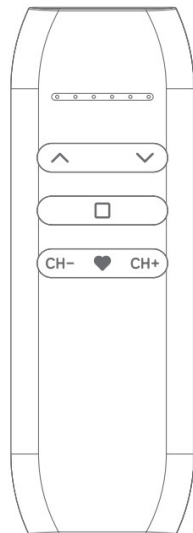
- 1 [Product Info](#)
- 2 [Buttons](#)
- 3 [Parameters more info please refer to the nameplate](#)
- 4 [Caution!](#)
- 5 [Instruction](#)
- 6 [Documents / Resources](#)
- 7 [Related Posts](#)

Product Info

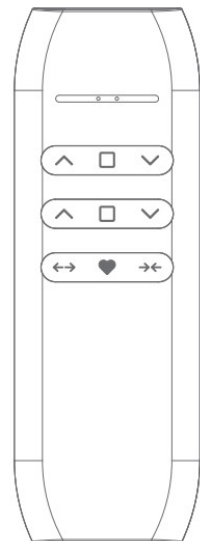
JCHR35W3A5



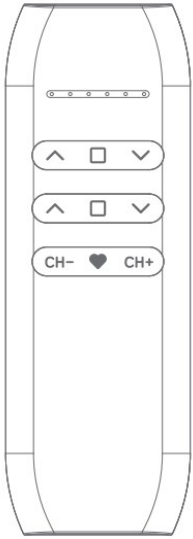
JCHR35W3A6



JCHR35W3A7



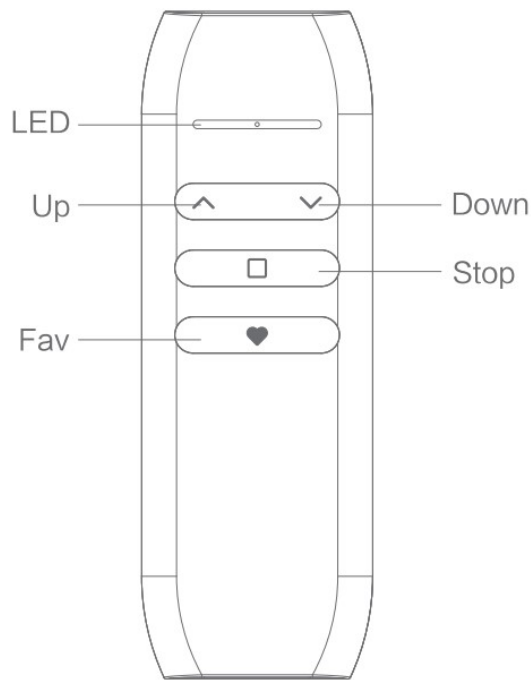
JCHR35W3A8



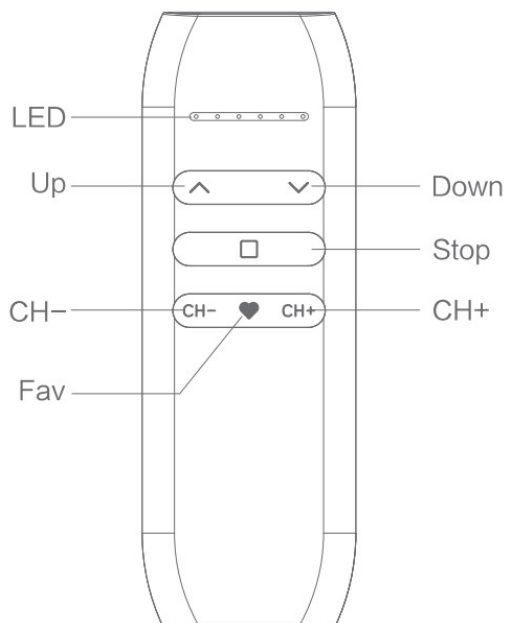
Buttons

a. Front

JCHR35W3A5
Single channel remote controller

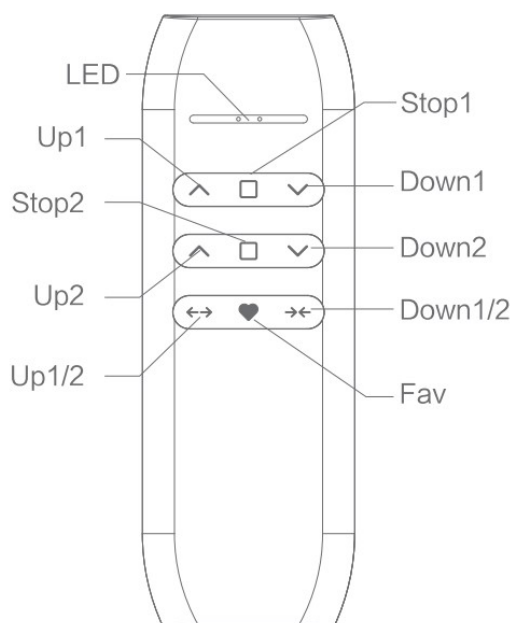


JCHR35W3A6
6-channel remote controller



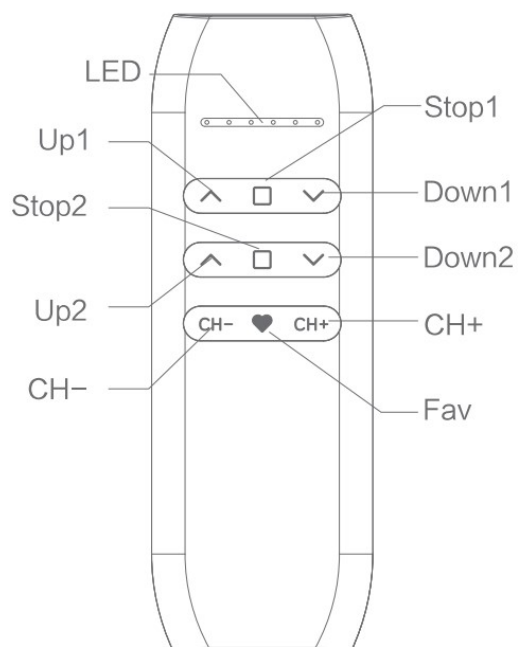
JCHR35W3A7

Single channel dual control remote controller

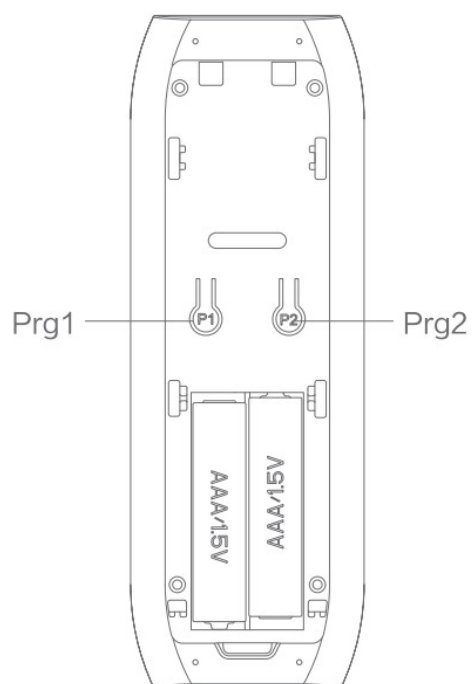


JCHR35W3A8

6-channel dual control remote controller



b. Back



Parameters more info please refer to the nameplate

Electrical Specification	Standard
Battery Type	AAA battery*2
Working Temperature	-10°C-50°C
Radio Frequency	433.92M±100KHz
Transmit Distance	>=30m indoor

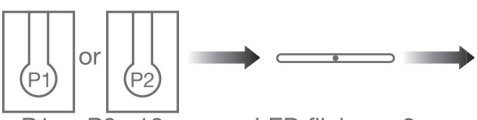


Caution!

1. The transmitter should not be exposed to moisture or impact, so as not to affect its life
2. During use, when the remote control distance is significantly shorter or less sensitive, please check whether the battery needs to be replaced.
3. When the battery voltage is too low, orange LED flickers when you press button, indicating to replace battery.
4. Pls properly dispose of used batteries according to the local garbage classification and recycling policy.

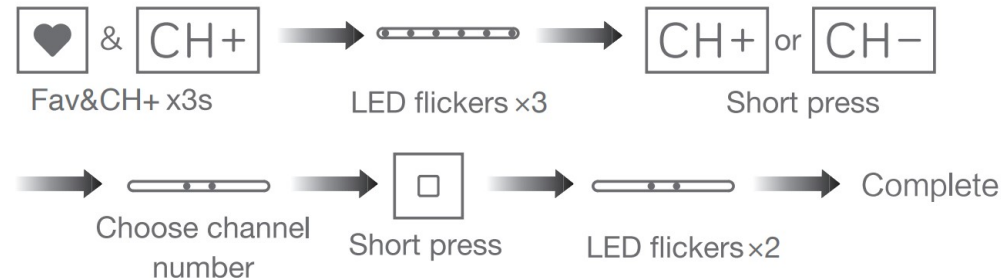
Instruction

a. Prohibit Dual-key Operation

- 
1. P1 or P2 x10s LED flickers x3 Dual-key operation prohibited
 2. Repeat the above, dual-key operation activated

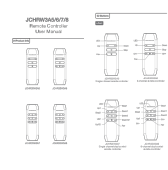
Note: When dual-key operation prohibited, these programming setting functions are not allowed, such as limits setting.

b. Number of Channels Setting (Only apply to JCHR35W3A2 and JCHR35W3A4)



c. For other operations, pls refer to the motor operation instruction

Documents / Resources

	<p>JIECANG JCHR35W3A2 Remote Controller [pdf] User Manual JCHR35W3A2, JCHR35W3A4, JCHR35W3A5, JCHR35W3A6, JCHR35W3A7, JCHR35W3A8, JCHR3A5 Remote Controller, JCHR35W3A2 Remote Controller, Remote Contr oller, Controller</p>
---	---