



JIECANG JCHR35W3A1 Remote Controller User Manual

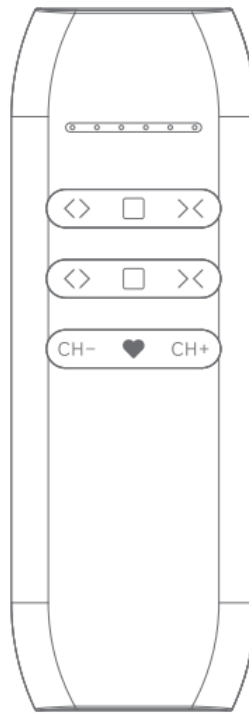
[Home](#) » [JIECANG](#) » JIECANG JCHR35W3A1 Remote Controller User Manual 

Contents

- [1 JIECANG JCHR35W3A1 Remote Controller](#)
- [2 Buttons](#)
- [3 Parameters\(more info please refer to the nameplate\)](#)
- [4 Instruction](#)
- [5 FCC Compliance](#)
- [6 Documents / Resources](#)
- [7 Related Posts](#)

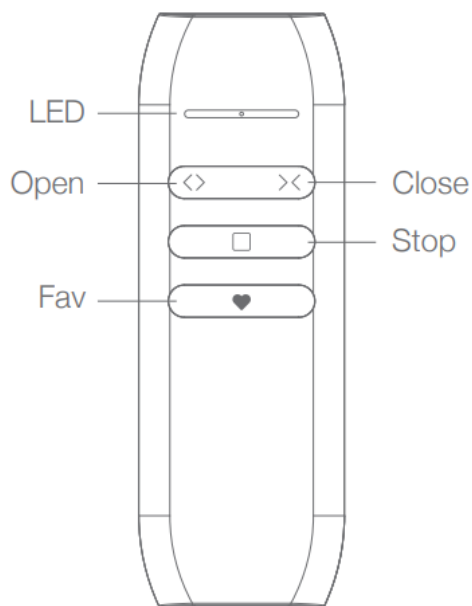


JIECANG JCHR35W3A1 Remote Controller

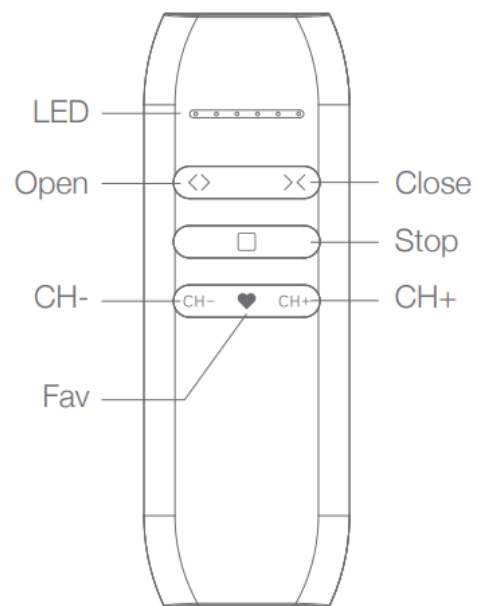


Buttons

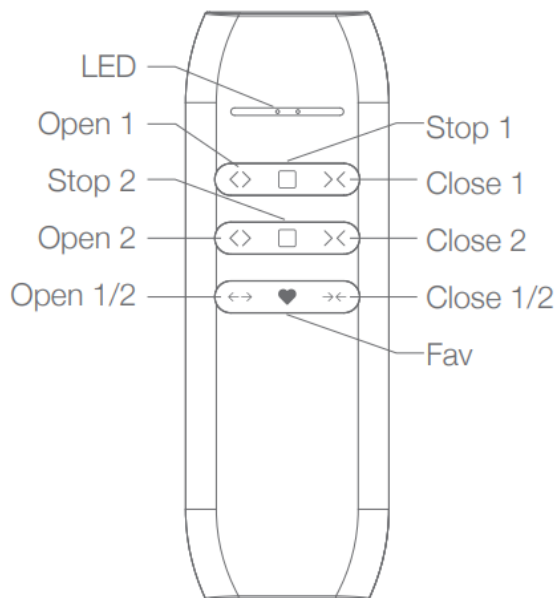
Front



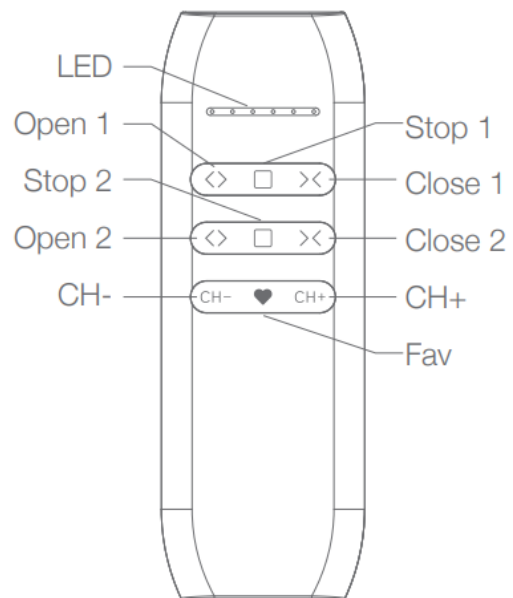
JCHR35W3A1
single-channel
remote controller



JCHR35W3A2
6-channel
remote controller

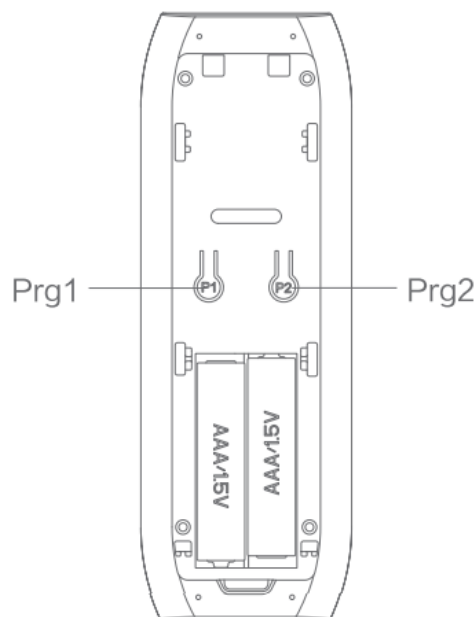


JCHR35W3A3
single-channel dual control
remote controller



JCHR35W3A4
6-channel dual control
remote controller

Back



Parameters(more info please refer to the nameplate)

- **Electrical Specification:** Standard
- **Battery Type:** AAAbattery"2
- **Working Temperature:** -10°C-50°C
- **Radio Frequency:** 433.92M± 100KHz
- **Transmit Distance:** >=30m indoor

Caution!

1. The transmitter should not be exposed to moisture or impact, so as not to affect its life
2. During use, when the remote control distance is significantly shorter or less sensitive, please check whether the battery needs to be replaced.
3. When the battery voltage is too low, orange LED flickers when you press button, indicating to replace battery.
4. Pls properly dispose of used batteries according to the local garbage classification and recycling policy.

Instruction

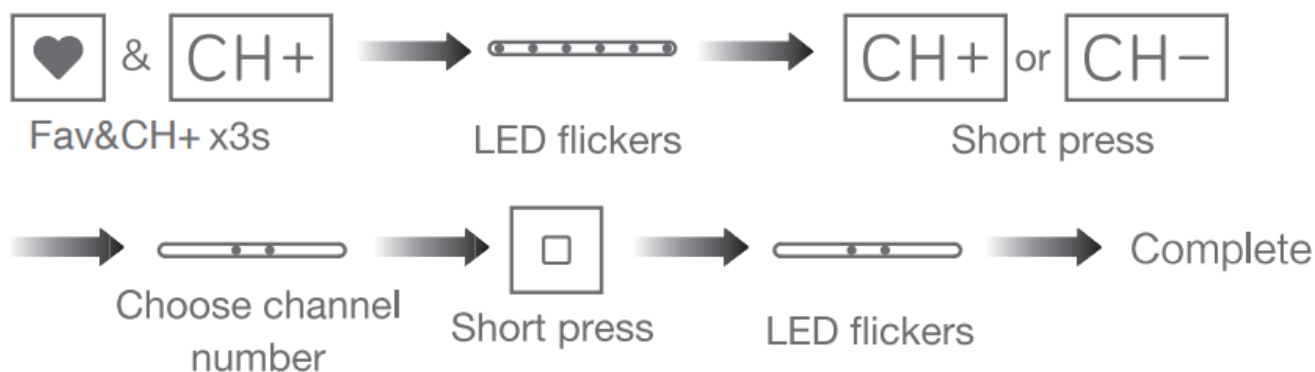
• Prohibit Dual key Operation



- Repeat the above, dual-key operation activated

Note: When dual-key operation prohibited, these programming setting functions are not allowed, such as limits setting.

• Number of Channels Setting



Note When all LEDs are lit, that is channel 0 (All channels move together).

- For other operations, pls refer to the motor user manual


FCC Compliance

- This device complies with part 15 of the FCC Rules. Operation is subject to the following two conditions:
 1. This device may not cause harmful interference
 2. this device must accept any interference received, including interference that may cause undesired operation.
- Any Changes or modifications not expressly approved by the party responsible for compliance could void the user's authority to operate the equipment.
- This equipment has been tested and found to comply with the limits for a Class B digital device, pursuant to Part 15 of the FCC Rules. These limits are designed to provide reasonable protection against harmful interference in a residential installation. This equipment generates, uses and can radiate radio frequency energy and, if not installed and used in accordance with the instructions, may cause harmful interference to

radio communications. However, there is no guarantee that interference will not occur in a particular installation. If this equipment does cause harmful interference to radio or television reception, which can be determined by turning the equipment off and on, the user is encouraged to try to correct the interference by one or more of the following measures:

- Reorient or relocate the receiving antenna.
- Increase the separation between the equipment and receiver.
- Connect the equipment into an outlet on a circuit different from that to which the receiver is connected.
- Consult the dealer or an experienced radio/TV technician for help.
- Please take attention that changes or modification not expressly approved by the party responsible for compliance could void the user’s authority to operate the equipment

Documents / Resources

	<p>JIECANG JCHR35W3A1 Remote Controller [pdf] User Manual JCHR35W3A, 2ANKDJCHR35W3A, JCHR35W3A1 Remote Controller, Remote Controller, Controller, JCHR35W3A2, JCHR35W3A3, JCHR35W3A4</p>
---	--