



JIECANG JCHR35W2C LCD Remote Controller User Manual

[Home](#) » [JIECANG](#) » JIECANG JCHR35W2C LCD Remote Controller User Manual 



JCHR35W1 C/2C 16-channel LCD remote controller USER MANUAL

1 Prouet into

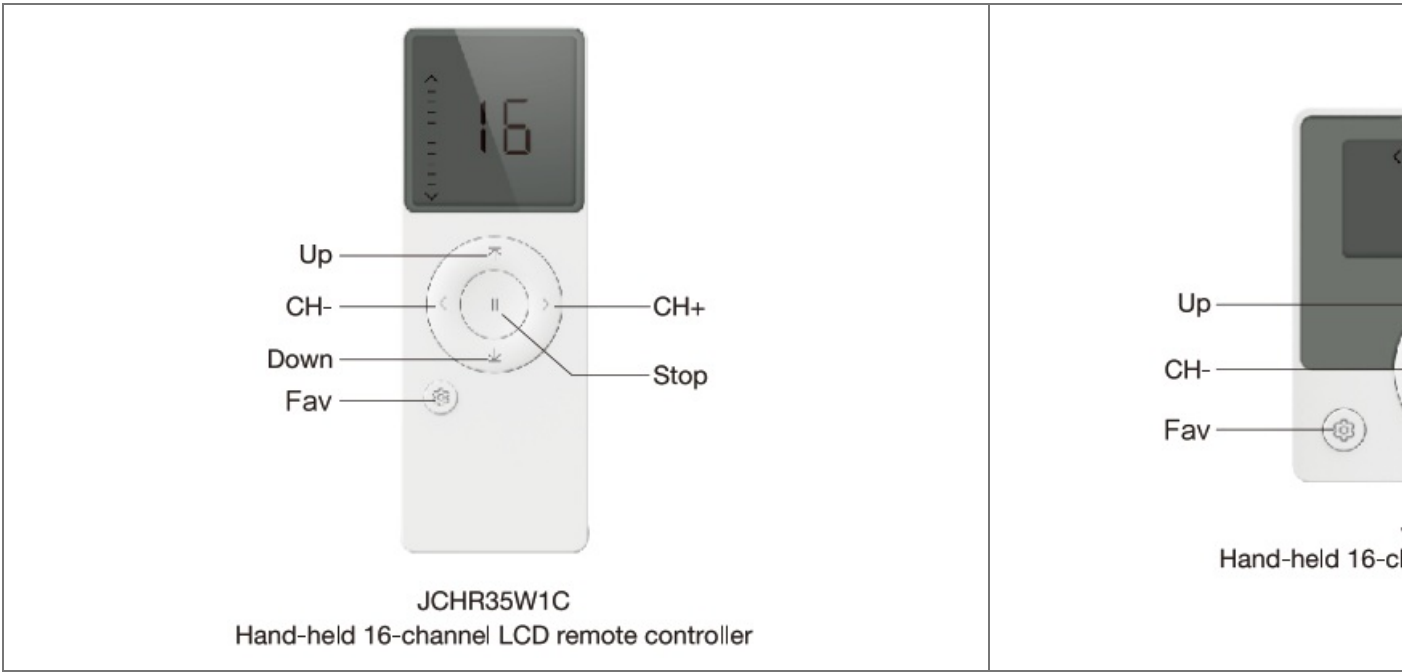


JCHR35W1C
Hand-held 16-channel LCD remote controller

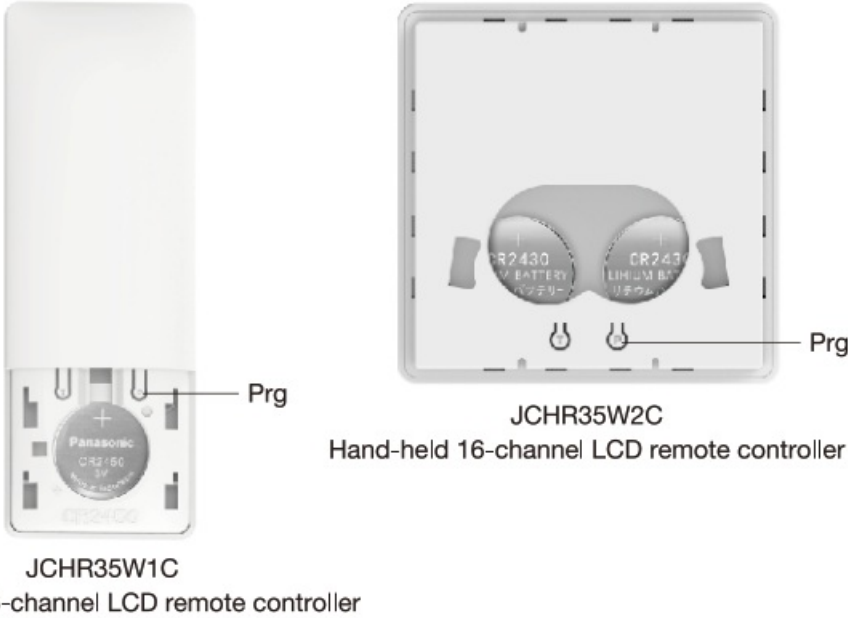


JCHR35W2C
Hand-held 16-channel LCD remote controller

2 Buttons a Front



b.Back




03 Models & Parameters (more info please refer to the nameplate)

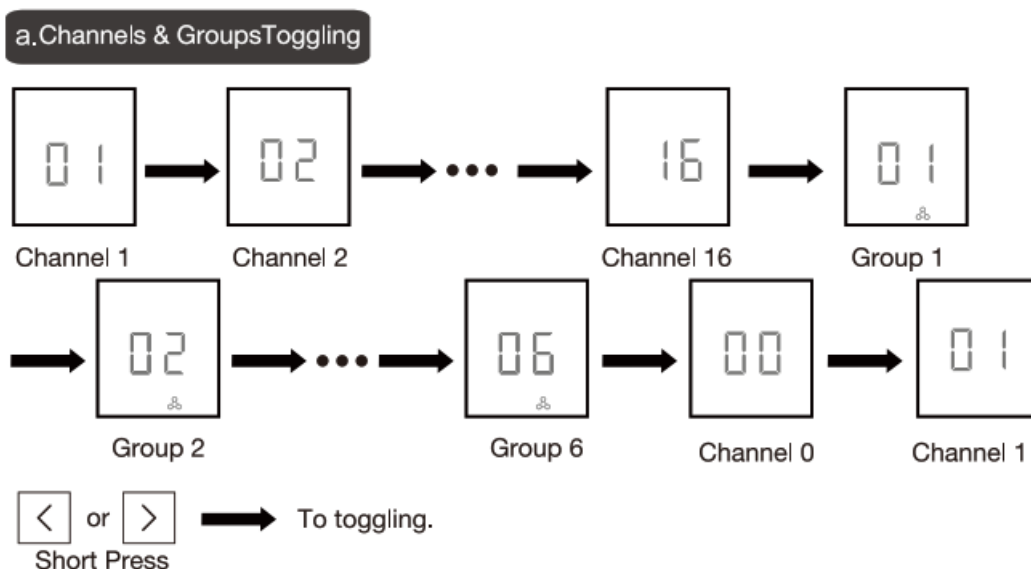
Electrical Specification	Standard	
Battery Type	Hand-held: CR2450*3V*1	Wall-mounted: CR2430"3V*2
Working Temperature	-1 0°C -50t	
Radio Frequency	433.92M ± 100KHz	
Transmit Distance	>=30m indoor	

04 Caution

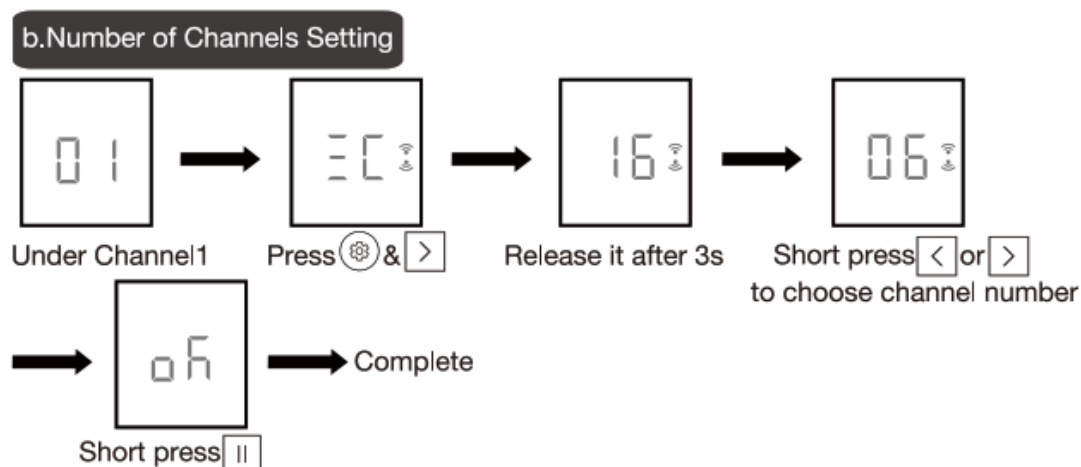
1. The transmitter should not be exposed to moisture or impact, so as not to affect its life

2. During use, when the remote control distance is significantly shorter or less sensitive, please check whether the battery needs to be replaced.
3. When the battery voltage is too low, the LCD screen will show a low voltage prompt, prompting to replace the battery. 
4. Please properly dispose of used batteries according to the local garbage classification and recycling policy

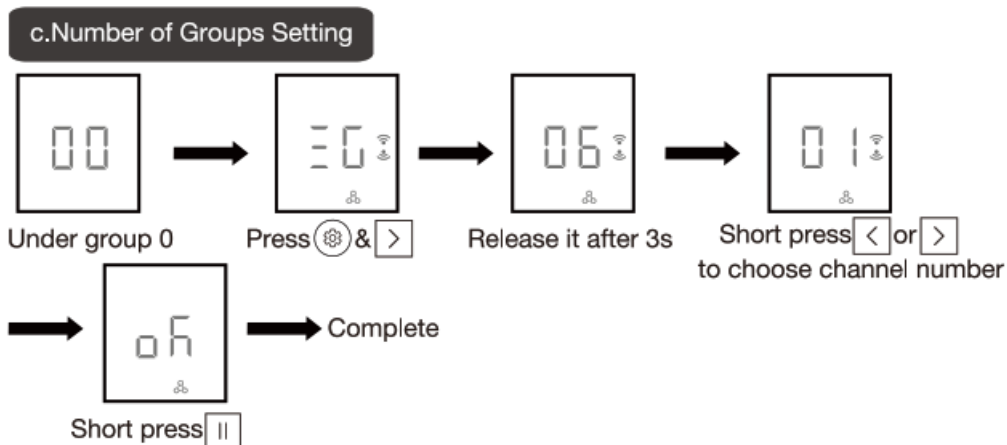
05 Instruction



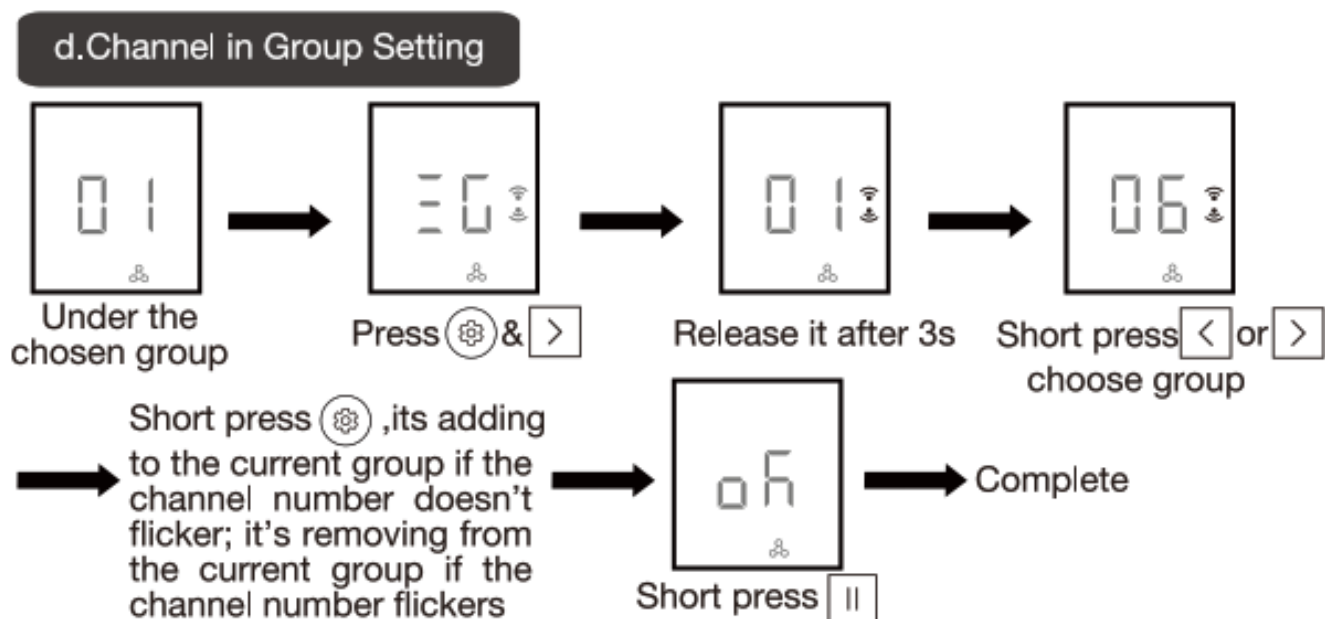
Note: Channel 0 is pre-set control of All Groups within the multi-channel controller.
Channels in groups can be set accordingly.



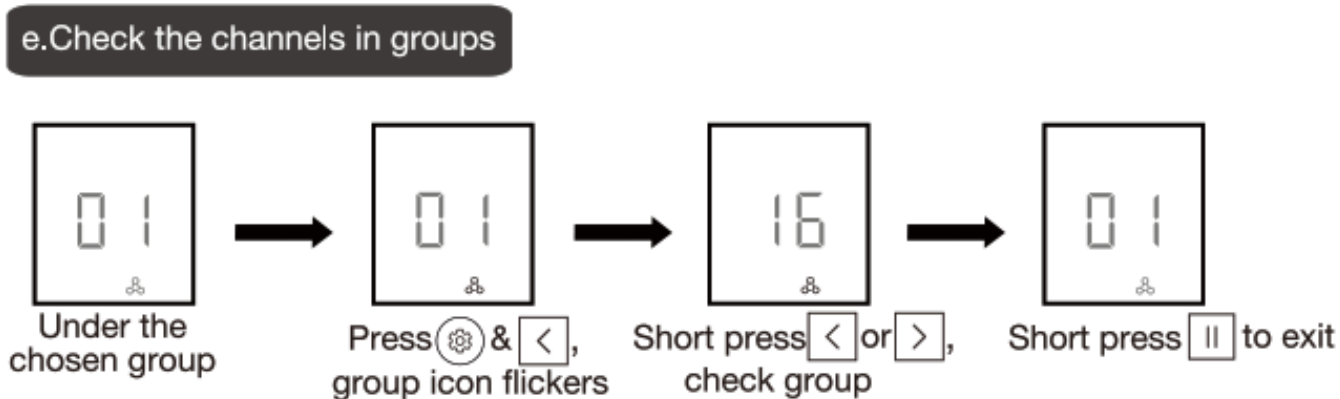
Note: Max&Min number is 6&1 when it's set under channel 1-6.



Note: Max&Min number is 6&1 when it's set under channel 0.

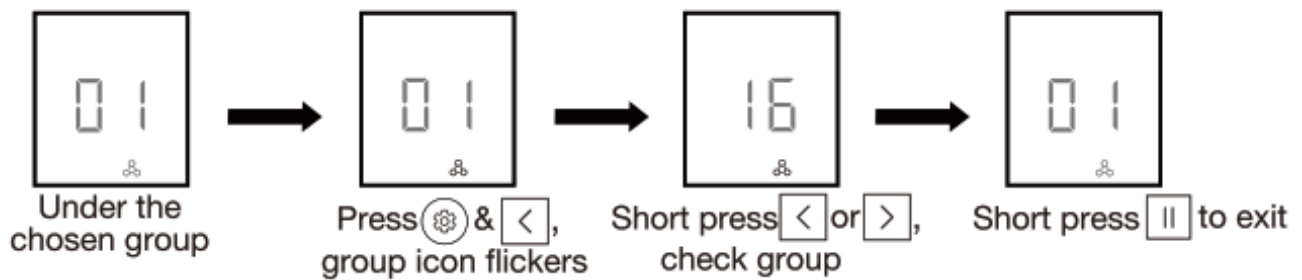


Note: Channel in groups setting is under GROUP 1-6.



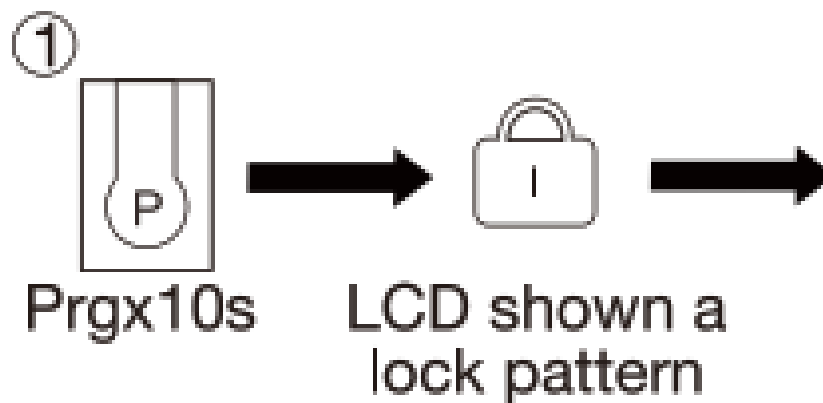
Note: LCD will show "EC" if there is no detailed channel.

e. Check the channels in groups



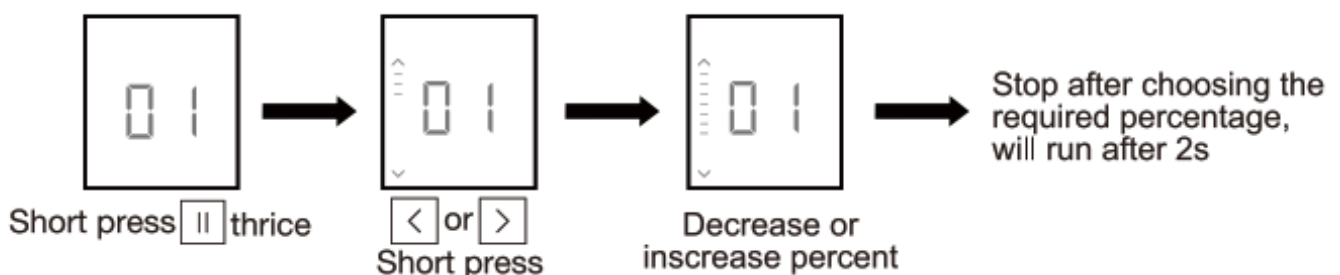
Note: LCD will show "EC" if there is no detailed channel.

f. Prohibit dual-key operation



Note: When the dual-key operation is prohibited, these programming setting functions are not allowed

g. Position percent setting



Note: All the shades under the same group will run to the same position after the percent setting.

h. For other operations, please refer to the motor operation instruction

06 Caution!

This device complies with Part 15 of the FCC. Operation is subject to the following two conditions: (1) this device may not cause harmful interference, and (2) this device must accept any interference received, including interference that may cause undesired operation.

Any changes or modifications not expressly approved by the party responsible for compliance could void the

user's authority to operate the equipment.

This equipment has been tested and found to comply with the limits for a Class B digital device, pursuant to part 15 of the FCC Rules. These limits are designed to provide reasonable protection against harmful interference in a residential installation. This equipment generates uses and can radiate radio frequency energy and, if not installed and used in accordance with the instructions, may cause harmful interference to radio communications. However, there is no guarantee that interference will not occur in a particular installation. If this equipment does cause harmful interference to radio or television reception, which can be determined by turning the equipment off and on, the user is encouraged to try to correct the interference by one or more of the following measures:

- Reorient or relocate the receiving antenna.
- Increase the separation between the equipment and receiver.
- Connect the equipment into an outlet on a circuit different from that to which the receiver is connected.
- Consult the dealer or an experienced radio/TV technician for help.

This device complies with Industry Canada's license-exempt RSS.

Operation is subject to the following two conditions:

- (1) This device may not cause interference; and
- (2) This device must accept any interference, including interference that may cause undesired operation of the device.

Headquarter: Xinchang



ADD: No. 2 Laisheng Road, Provincial High-tech Industrial Park, Xinchang County, Zhejiang Province



EMAIL: jc35@jiecang.com



TEL: +86-575-86297980



FAX: +86-575-86297960


Contents

[1 Documents /](#)

[Resources](#)

[2 Related Posts](#)

Documents / Resources

	JIECANG JCHR35W2C LCD Remote Controller [pdf] User Manual JCHR35W1C, 2ANKDJCHR35W1C, JCHR35W2C, 2ANKDJCHR35W2C, JCHR35W2C LCD Remote Controller, JCHR35W2C, LCD Remote Controller
---	--