



JIECANG JCHR35W1A 6 Channel LED Remote Controller User Manual

[Home](#) » [JIECANG](#) » JIECANG JCHR35W1A 6 Channel LED Remote Controller User Manual 

JIECANG JCHR35W1A/2A 6-channel LED Remote Controller User Manual

Contents

1

Product Info

2

Buttons

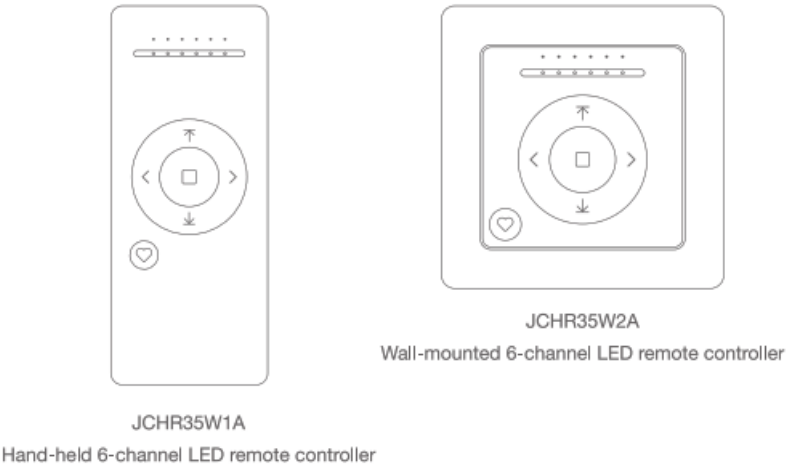
3

Instructions

4

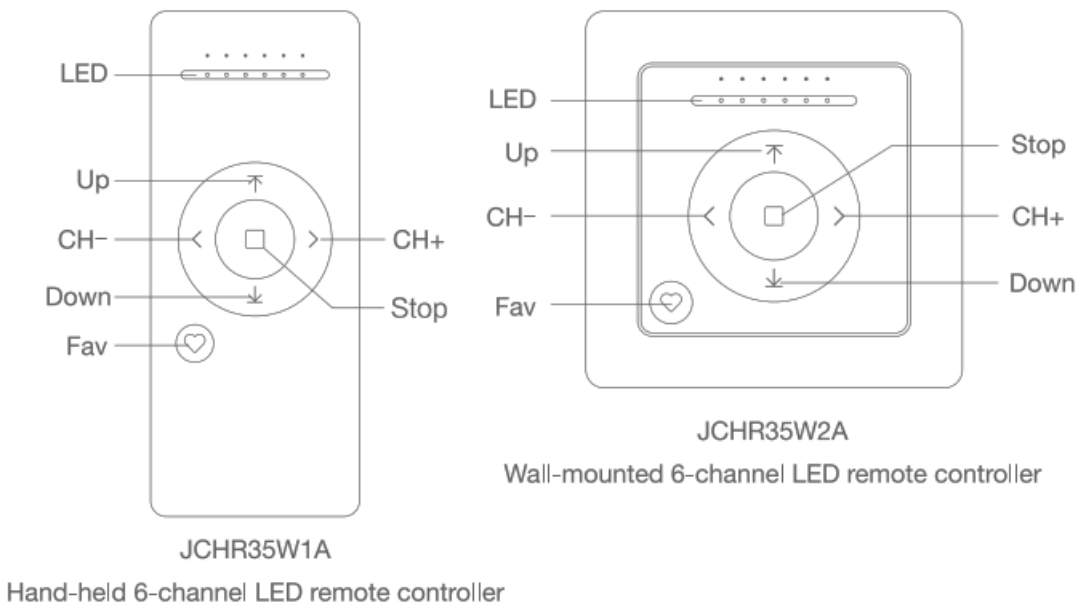
Documents / Resources

Product Info

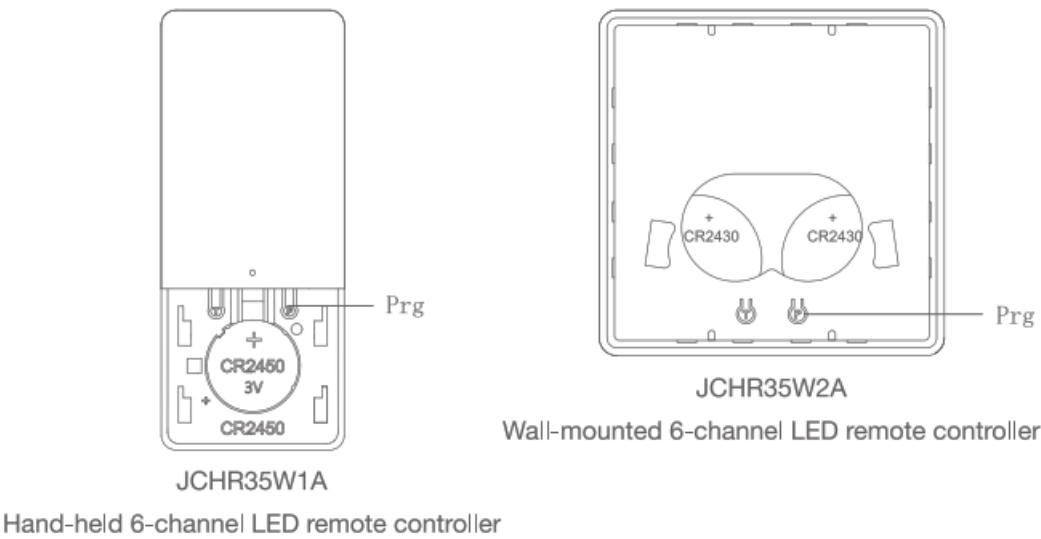


Buttons

a Front



b. Back



Models & Parameters (more info please refer to the nameplate)

Electrical Specification	Standard	
Battery Type	Hand-held:CR2450'3V*1	Wall-mounted: CR2430'3V*2
Working Temperature	-10'C-50 C	
Radio Frequency	433.92Mt100KHz	
Transmit Distance	>=30m indoor	

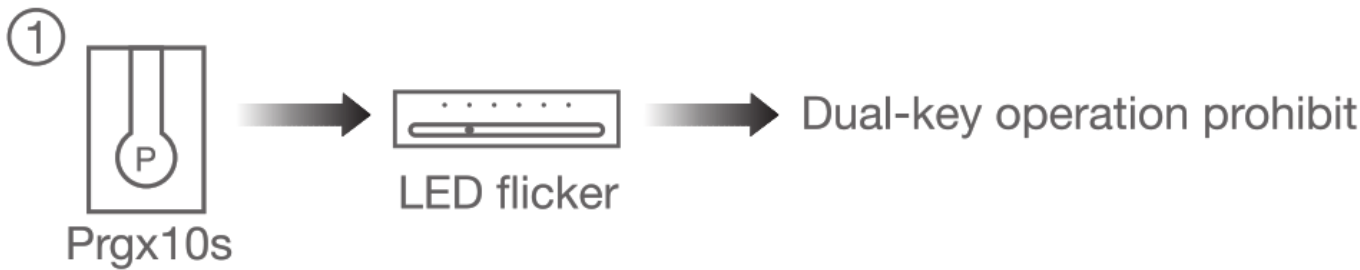


1. The transmitter should not be exposed to moisture or impact, 50 as not to affect is .

- 2. During use, when the remote control distance is significantly shorter or less sensitive, please check whether the battery needs to be replaced.
- 3. When the battery voltage is too low, the orange LED willflicker during operation.
- 4. Please properly dispose of used batteries according to the local garbage classification and recycling policy.

Instructions

a. Prohibit Dual-key Operation



2 Repeat the above, dual-key operation activated

Note: When dual-key operation prohibited, these programming setting functions are not allowed.

b. Number of Channels Setting



Note: When all LEDs are lit, that is channel 0 (All channels move together).

c. For other operations, please refer to the motor operation instruction

JIECANG

Documents / Resources

	<p>JIECANG JCHR35W1A 6 Channel LED Remote Controller [pdf] User Manual JCHR35W1A 6 Channel LED Remote Controller, JCHR35W1A, 6 Channel LED Remote Controller, Remote Controller, Controller</p>
--	---