



JHTOY-169 Field Game Puzzle Instruction Manual

[Home](#) » [JHTOY](#) » JHTOY-169 Field Game Puzzle Instruction Manual 

Contents

- 1 JHTOY-169 Field Game Puzzle
- 2 Product Usage Instructions
- 3 Operation and Overview
- 4 Maintenance
- 5 WARNINGS AND SAFETY INSTRUCTIONS
- 6 Documents / Resources
 - 6.1 References
- 7 Related Posts



JHTOY-169 Field Game Puzzle



Product Specifications

- Model: SPEVDU.NPEFM
- Power: 50W
- Input Voltage: 100-240V
- Frequency: 50-60Hz
- Dimensions: 10 x 5 x 3 inches
- Weight: 2 lbs

Product Usage Instructions

Setup

Before using the product, ensure that all components are included in the package. Place the device on a stable surface and connect it to a power source using the provided power cable.

Operation

To turn on the product, locate the power button on the control panel and press it. Use the adjustment knobs to set the desired settings for your task. Refer to the user manual for specific guidance on different functions.

Maintenance

Regularly clean the product using a soft, dry cloth to remove dust and dirt. Avoid using harsh chemicals or abrasive materials that could damage the surface of the device.

Frequently Asked Questions (FAQ)



Q: How do I change the settings on the product?

A: Use the control panel and adjustment knobs to modify the settings according to your preferences. Refer to the user manual for detailed instructions.

Product Model:JHTOY-169

- Importer: HS PLUS d.o.o Gmajna 8,1236 Trzin, Slovenia
- Manufacturer:Zhejiang Jiahe Toys Co., Ltd.
- Address:No. 97-1, Xinchang road, Bailong shan street,
- Yunhe country, Lishui city, Zhejiang, China

Operation and Overview



Maintenance





WARNINGS AND SAFETY INSTRUCTIONS

- Carefully read and follow all instructions provided before using the toy. Failure to do so may result in injury.
- Pay attention to warning labels and symbols on the toy. These may indicate specific safety precautions or usage guidelines.
- Only allow children within the specified age range to use the toy. Small parts may pose a choking hazard to younger children.
- Always supervise children during playtime, especially if the toy has small parts, strings, or involves water activities.
- Please ensure that your child's playing environment is well lit, non-slippery and devoid of sharp objects or edges. Regularly inspect the playing area and remove small objects that could pose a choking hazard.
- Teach children about the proper and safe use of electrical toys. Emphasize the importance of following instructions and not modifying the toy.
- Inspect the toy for any damage before each use. Do not use if parts are broken, loose, or missing.
- Clean the toy regularly according to the provided instructions. Ensure that it is in good condition for safe play.
- Store the toy in a safe and dry place when not in use. Keep it away from direct sunlight, heat sources, and moisture.
- Warning: Dispose of packaging materials immediately and keep them out of reach of children. Plastic bags and ties can pose a suffocation risk.
- Caution: Use the toy only for intended purposes. Do not use it on any uneven surfaces.



CHOKING HAZARD – Product includes small parts which may pose a choking risk if ingested. Not recommended for children under 36 months of age.



Children must be under adult supervision.

WARNING! – THIS BAG IS NOT A TOY




To avoid danger of suffocation, keep the packaging bag away from babies and children. Do not use this bag in cribs, beds, strollers or play pens.



A declaration by the manufacturer that the product complies with the requirements of the applicable EU Directives.

Documents / Resources

	<p>JHTOY JHTOY-169 Field Game Puzzle [pdf] Instruction Manual</p> <p>JHTOY-169 Field Game Puzzle, JHTOY-169, Field Game Puzzle, Game Puzzle, Puzzle</p>
---	---

References

- [User Manual](#)

Manuals±, Privacy Policy

This website is an independent publication and is neither affiliated with nor endorsed by any of the trademark owners. The "Bluetooth®" word mark and logos are registered trademarks owned by Bluetooth SIG, Inc. The "Wi-Fi®" word mark and logos are registered trademarks owned by the Wi-Fi Alliance. Any use of these marks on this website does not imply any affiliation with or endorsement.