



JETBOIL Genesis Basecamp System User Guide

[Home](#) » [JETBOIL](#) » JETBOIL Genesis Basecamp System User Guide 

Contents

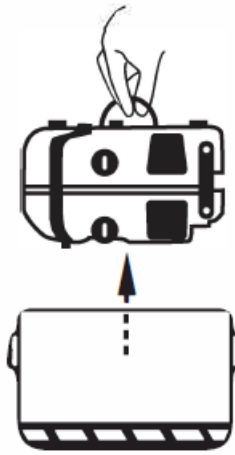
- [1 jetboil Genesis Basecamp System](#)
- [2 Documents / Resources](#)
- [3 Related Posts](#)



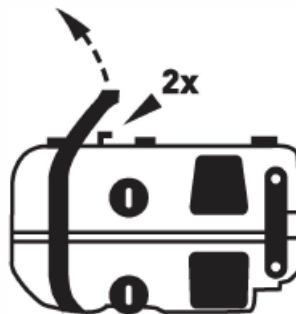
jetboil Genesis Basecamp System



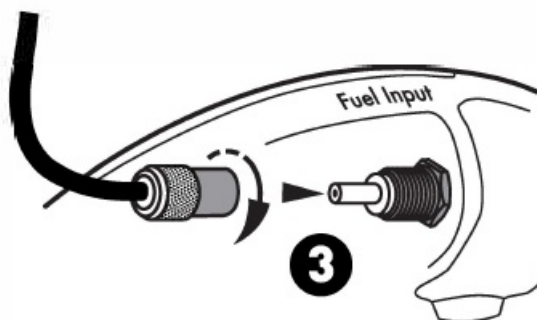
WARNING: For reference only.
Do not use product without first reading included Instructions.



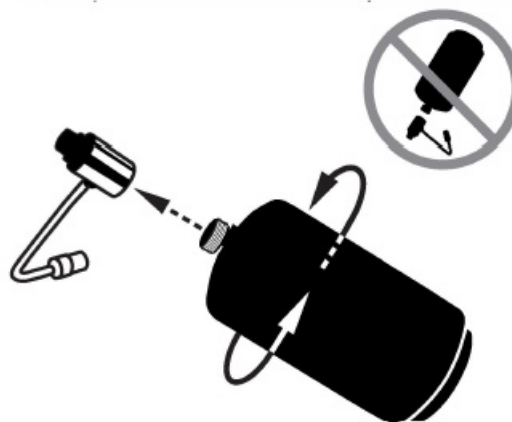
1. USE HANDLE TO REMOVE STOVE FROM POT



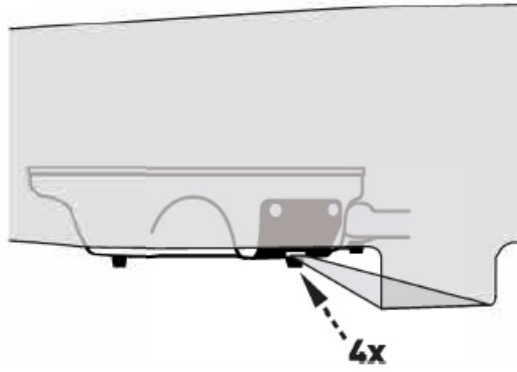
2. UNDO RUBBER LATCHES AND OPEN STOVE



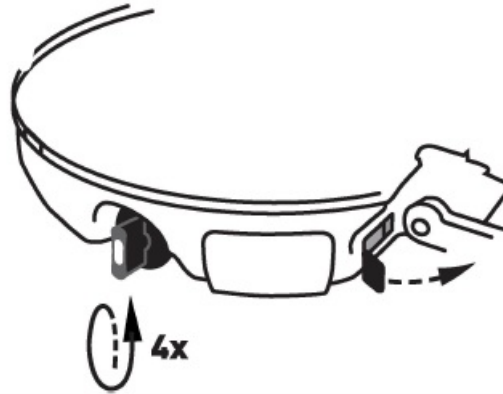
3. CONNECT AND SECURE REGULATOR TO FUEL INPUT PORT(REAR LEFT STOVE)



4. CONNECT AND SECURE FUEL CYLINDER TO REGULATOR IN UPRIGHT POSITION




5. PRESS WINDSCREEN TABS INTO SLOTS ON PLASTIC BUMPERS




6. OPEN VALVE FULLY COUNTERCLOCKWISE AND FLIP IGNITER LEVER



7. PLACE CONTENTS IN POT



8. PLACE POT ON BURNER



9. ADJUST FLAME AS NEEDED AND ENJOY!

JETBOIL.

Welcome to JetHead Nation.

To the epic adventures in the world and those who pursue them, we salute you!

If you are not satisfied with this Jetboil product, contact Customer Service at jetboil.com or call 1-800-572-8822.

Documents / Resources



[JETBOIL Genesis Basecamp System](#) [pdf] User Guide
Genesis Basecamp System

[Manuals+.](#)