

# JBL Go 4 Upgrades Bluetooth Speaker User Guide

## Contents

### 1 QUICK START GUIDE

#### 1.1 GO4

##### 1.1.1 WHAT'S IN THE BOX

##### 1.1.2 BLUETOOTH PAIRING

##### 1.1.3 PLAY

##### 1.1.4 MULTI-SPEAKER CONNECTION

##### 1.1.5 APP

##### 1.1.6 CHARGING

##### 1.1.7 WATERPROOF DUSTPROOF IP67

##### 1.1.8 TECH SPEC

### 2 Documents / Resources

#### 2.1 References

### 3 Related Posts

## QUICK START GUIDE

GO4

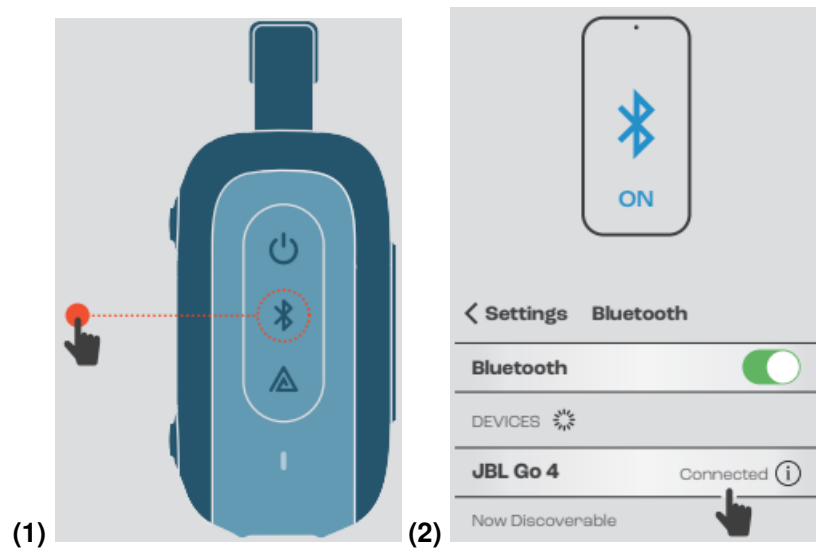


#### WHAT'S IN THE BOX

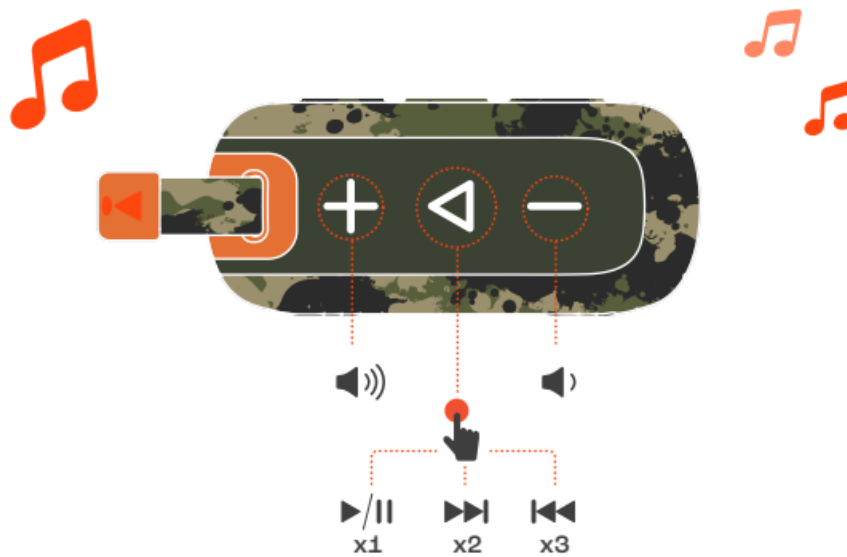


#### BLUETOOTH PAIRING

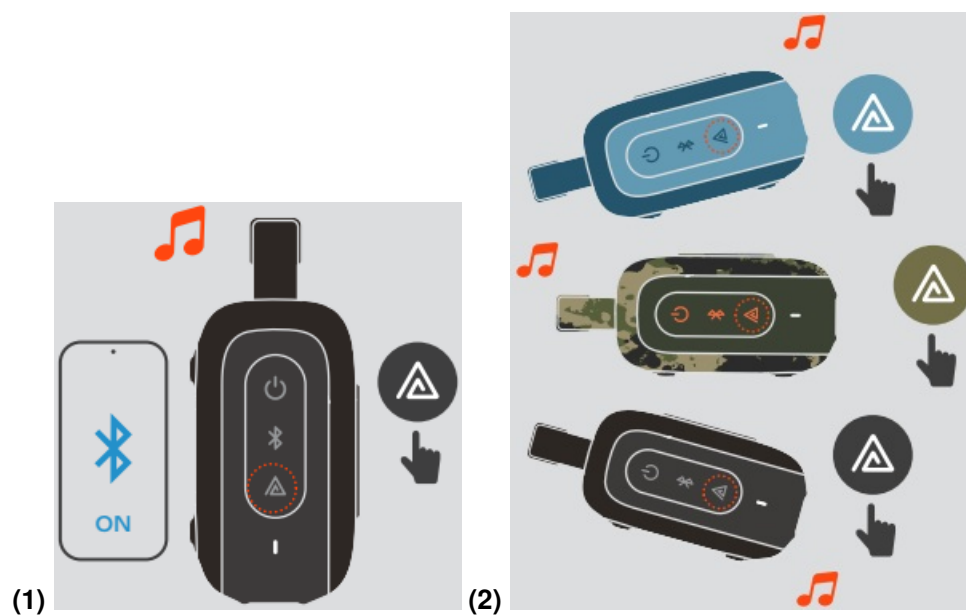




PLAY



MULTI-SPEAKER CONNECTION



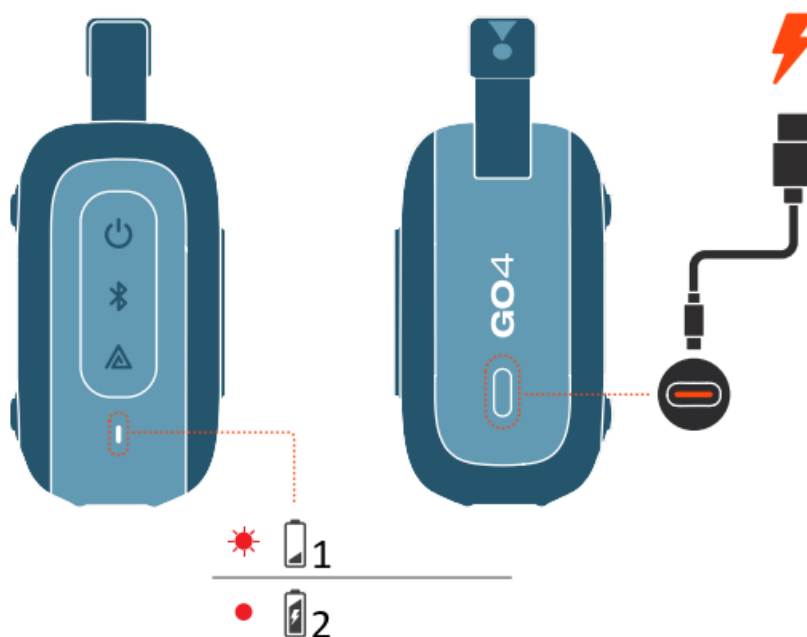
APP



CHARGING

Use the JBL PORTABLE app for speaker configuration and software upgrade.

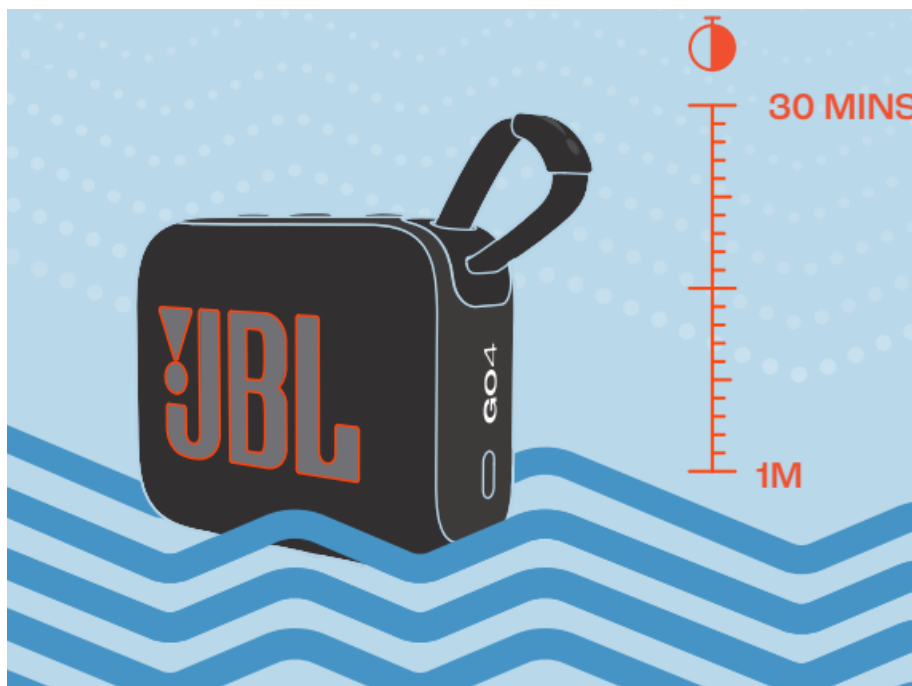
🔍 JBL PORTABLE



1. Low battery
2. Charging

**WATERPROOF DUSTPROOF IP67**

**IP67**



## TECH SPEC

<b>Transducer:</b>	45 mm / 1.75"
<b>Output power:</b>	4.2 W RMS
<b>Frequency response:</b>	90 Hz – 20 kHz
<b>Signal-to-noise ratio:</b>	> 85 dB
<b>Battery type:</b>	Li-ion polymer 3.23 Wh (equivalent to 3.8 V / 850 mAh)
<b>Battery charge time:</b>	3 hours (5 V 1 A)
<b>Music play time:</b>	up to 7 hours (dependent on volume level and audio content)
<b>Bluetooth® version:</b>	5.3
<b>Bluetooth® profile:</b>	A2DP V1.4, AVRCP V1.6
<b>Bluetooth® transmitter frequency range:</b>	2400 MHz – 2483.5 MHz
<b>Bluetooth® transmitter power:</b>	≤ 9 dBm (EIRP)
<b>Bluetooth® transmitter modulation:</b>	GFSK, $\pi/4$ DQPSK
<b>Product dimensions (W x H x D):</b>	94.3 x 75.7 x 42.2 mm / 3.7 x 3.0 x 1.7"
<b>Net weight:</b>	0.192 kg / 0.42 lbs
<b>Packaging dimensions (W x H x D):</b>	125 x 103 x 56.5 mm / 4.9 x 4.0 x 2.2"
<b>Gross weight:</b>	0.317 kg / 0.69 lbs
<b>Maximum operation temperature:</b>	45 °C

\* **Factory reset:** To restore the factory settings, hold  and + for more than 2 seconds.



To protect battery lifespan, fully charge at least once every 3 months. Battery life will vary due to usage patterns and environmental conditions.

Do not expose the JBL Go 4 to liquids without removing cable connection. Do not expose JBL Go 4 to water while charging. It may result in permanent damage to the speaker or power source. Chemicals, salt or "foreign particles" in your pool or the ocean can damage the waterproof seals or harm the connector surface over time if not rinsed off after use. After a liquid spill or rinse, do not charge your speaker until it's completely dry and clean. Charging when wet might damage your speaker.

When using an external adapter, the output voltage/ current of the external adapter should not exceed 5V/3A.

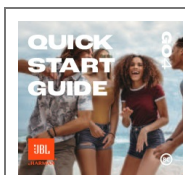


The Bluetooth® word mark and logos are registered trademarks owned by Bluetooth SIG, Inc. and any use of such marks by HARMAN International Industries, Incorporated is under license. Other trademarks and trade names are those of their respective owners.



PA\_JBL\_GO 4\_QSG\_Global\_SOP\_V5

## Documents / Resources



### [JBL Go 4 Upgrades Bluetooth Speaker](#) [pdf] User Guide

940566, 940570, Go 4 Upgrades Bluetooth Speaker, Go 4, Upgrades Bluetooth Speaker, Bluetooth Speaker, Speaker

## References

- [User Manual](#)

[Manuals+](#), [Privacy Policy](#)

This website is an independent publication and is neither affiliated with nor endorsed by any of the trademark owners. The "Bluetooth®" word mark and logos are registered trademarks owned by Bluetooth SIG, Inc. The "Wi-Fi®" word mark and logos are registered trademarks owned by the Wi-Fi Alliance. Any use of these marks on this website does not imply any affiliation with or endorsement.