



# JBC TM10 ESD Earthing Plug for EU Sockets Instruction Manual

[Home](#) » [JBC](#) » JBC TM10 ESD Earthing Plug for EU Sockets Instruction Manual 

## Contents

- [1 JBC TM10 ESD Earthing Plug for EU Sockets](#)
- [2 Product Information](#)
- [3 Features](#)
  - [3.1 Product Usage Instructions](#)
  - [3.2 Packing List](#)
  - [3.3 Features](#)
  - [3.4 Specifications](#)
  - [3.5 Warranty](#)
- [4 Documents / Resources](#)
- [5 Related Posts](#)

# JBC

**JBC TM10 ESD Earthing Plug for EU Sockets**



## Product Information

- **Product Name:** ESD Earthing Plug
- **Model:** TM10
- **Compatible with:** EU Sockets
- **Reference:** TM10

## Packing List

- **ESD Earthing Plug:** 1 unit (For EU sockets)
- **Manual:** 1 unit (Ref. 0031820)

## Application

The ESD earthing plug is used to equip an EPA (Electrostatic Protected Area) workplace. It helps protect static-sensitive components from electrostatic discharge by dissipating charge from objects placed on their surface. This prevents damage to sensitive components caused by electrostatic discharges.

## Features

- Can be used at ESD protection zones
- Discharges static electricity from people or objects
- Prevents damage by electrostatic discharges to electronic devices and components
- **Electrical resistance:**  $10^6$  ohms at each connector

## Product Usage Instructions

### Workplace Connection Example

To ensure proper function, follow these steps

1. Plug the ESD grounding plug into an EU socket.
2. Connect the connectors – using an ESD grounding cable – to the ESD table mat of the workplace to be protected.

**Note:** The following matching accessories are sold separately: ESD table mat, ESD spiral earthing cable, ESD earthing wristband, and ESD earthing cable.

### Earthing Plug Connection Example

Connect the ESD earthing plug to other compatible accessories using the provided connectors

- TM50\* Earthing Wristband
- TM20\* Spiral Earthing Cable
- TMS\* or TMB\* ESD Table Mat
- TM21\* Earthing Cable

**Note:** \*Accessories mentioned are not included and sold separately.

### Specifications

- **Socket:** EU
- **Connections:** Screw Connector to Eyelet, Connection with Snap Fastener, Screw Connector to Banana Connector
- **Color:** N/A (not specified)
- **Electrical Resistance:**  $10^6$  ohms
- **Total Net Weight:** 35g / 0.08lb
- **Package Dimensions/Weight:** 86 x 57 x 158 mm / 64g, 3.39 x 2.24 x 6.22 in / 0.14lb
- **Compliance:** CE standards, ESD Safe

**Warranty:** JBC's 2-year warranty covers this equipment against manufacturing defects, including the replacement of defective parts and labor. The warranty does not cover product wear or misuse. To validate the warranty, the equipment must be returned, postage paid, to the dealer where it was purchased.


**Disposal:** This product should not be thrown in the garbage. In accordance with the European directive 2012/19/EU, electronic equipment at the end of its life must be collected and returned to an authorized recycling facility.

**Reference:** 0031820-270923

**This manual corresponds to the following reference:** TM10

### Packing List

The following items are included



- ESD Earthing Plug ..... 1 unit
  - For EU sockets
- Manual ..... 1 unit
  - Ref. 0031820


### Application

To equip an EPA (Electrostatic Protected Area) workplace, it can be used, among other items, an ESD earthing plug.

These components help to protect static-sensitive components from electrostatic discharge by dissipating charge from objects placed on their surface. This prevents sensitive components from being damaged by electrostatic discharges.

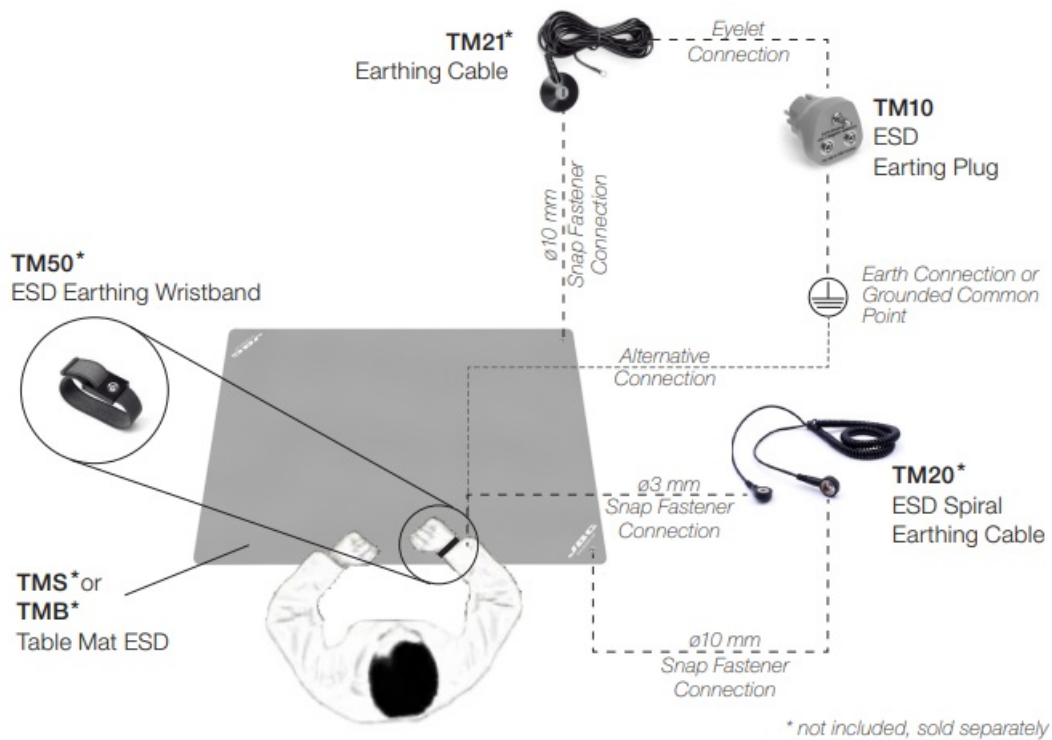
### Features

- This ESD earthing plug can be used at ESD protection zones.
- When connected accordingly, it discharges static electricity from people or objects to prevent damage by electrostatic discharges to electronic devices and components.
- The plug comes in yellow color and is equipped with two  $\varnothing 10$  mm snap fasteners (female) as well as an M5 screw connection.
- The electrical resistance is  $106 \Omega$  at each connector.

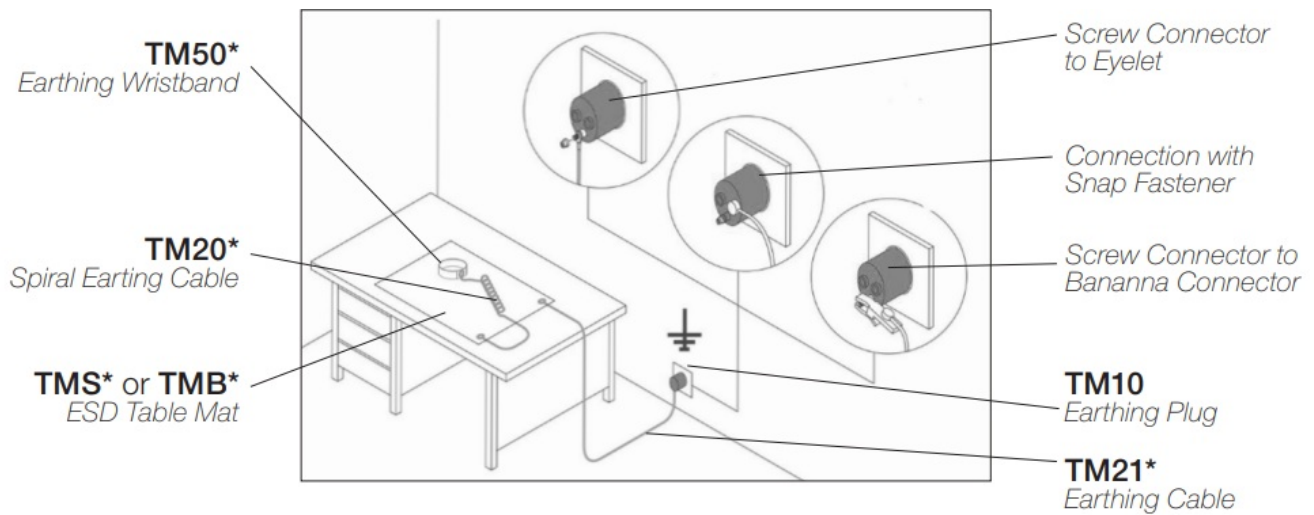


### Workplace Connection Example

- For proper function, plug the ESD grounding plug into an EU socket and connect the connectors – using an ESD grounding cable – to the ESD table mat of the workplace to be protected.
- **The following matching accessories are sold separately:** an ESD table mat, an ESD spiral earthing cable, an ESD earthing wristband, and an ESD earthing cable.



### Earthing Plug Connection Example



## Specifications

### TM10

ESD Earthing Plug Ref.: TM10

- **Socket:** For EU socket
- **Connections:**  $\varnothing 10$  mm snap fasteners (2x) and M5 screw connector (1x)
- **Color:** Yellow
- **Electrical resistance:**  $106 \Omega$  for each connector
- **Total Net Weight:** 35 g / 0.08 lb
- **Package Dimensions/Weight:** 86 x 57 x 158 mm / 64 g (L x W x H) 3.39 x 2.24 x 6.22 in / 0.14 lb

Complies with CE standards.  
ESD Safe.

## Warranty

JBC's 2 year warranty covers this equipment against all manufacturing defects, including the replacement of defective parts and labour.

Warranty does not cover product wear or misuse. In order for the warranty to be valid, equipment must be returned, postage paid, to the dealer where it was purchased.



This product should not be thrown in the garbage.

In accordance with the European directive 2012/19/EU, electronic equipment at the end of its life must be collected and returned to an authorized recycling facility.



[www.jbctools.com](http://www.jbctools.com)

<div> <small>www.jbctools.com</small></div> <div>INSTRUCTION MANUAL</div> <div></div> <div>TM10 ESD Earthing Plug for EU Sockets</div>	<p><b><a href="#">JBC TM10 ESD Earthing Plug for EU Sockets</a></b> [pdf] Instruction Manual</p> <p>TM10, TM10 ESD Earthing Plug for EU Sockets, ESD Earthing Plug for EU Sockets, Earthing Plug for EU Sockets, Plug for EU Sockets, EU Sockets, Sockets</p>
--	---