

# JBC PHS-STA Table Built In Mounting Frame for PHSE Instruction Manual



[www.jbctools.com](http://www.jbctools.com)

Product webpage



## Contents

- [1 INSTRUCTION MANUAL](#)
- [2 PHST Table Built-In Mounting Frame for PHSE](#)
  - [2.1 Packing List](#)
  - [2.2 Features](#)
  - [2.3 Options](#)
  - [2.4 Assembly](#)
  - [2.5 Cutout Scheme](#)
  - [2.6 Specifications](#)
- [3 Documents / Resources](#)
  - [3.1 References](#)
- [4 Related Posts](#)

## INSTRUCTION MANUAL



**PHST**  
**Table Built-In Mounting Frame for PHSE**

This manual corresponds to the following reference:

**PHS-STA**

**Packing List**

The following items should be included:



**Table Built-In Mounting Frame for PHSE .....1 unit**

- a:** Cover for PHS
- b:** Cover for Console



**Windowed Cover for PHSE ..... 1 unit**



**Small Cover for PHSE ..... 1 unit**



**Screws 4x20 ..... 6 units**



**Manual ..... 1 unit**  
Ref. 0019676

**Features**

PHST comes with four covers, which can be used interchangeably depending on your needs. See the different usage options on the next page.

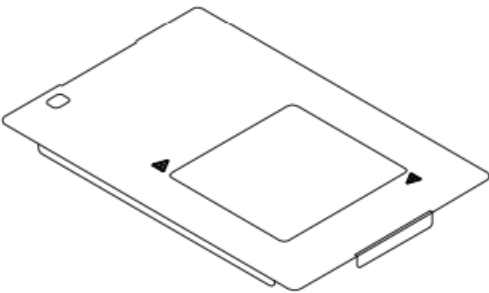
– Cover for Console:



– Cover for PHSE:



– Windowed Cover for PHSE:



– Small Cover for PHSE:

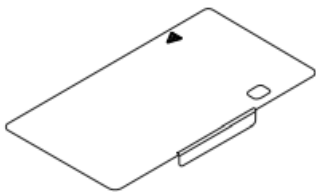
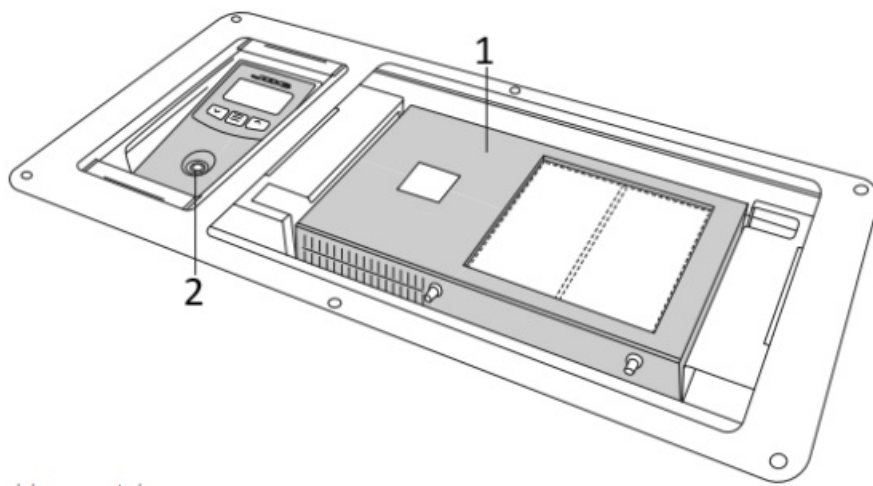


Table-Built-In Panel for PHSE is designed to accommodate the preheater unit and its console and to be integrated into the workbench.



1. Preheater Unit\*

2. Console\*

\* Not included, sold separately.

### Options

Cover and protect the work space using the different covers provided with PHST.

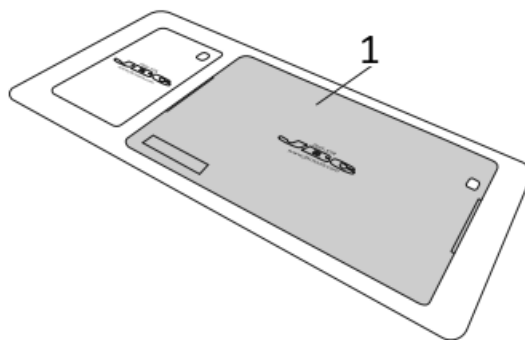
The console can be covered by the console cover. For the other tree covers see the following usage options:

#### Option 1:

If no work is being carry out, the entire preheater area can be covered. The cover protects the preheater and keeps more space free on the workbench.



**Attention!** Preheater must be switched off and cooled down before putting the cover on.



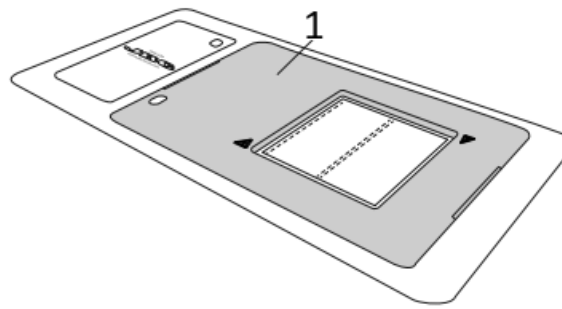
1. Cover for PHSE

#### Option 2:

While working with the preheater, the side area next to the heating zone can be covered using the windowed cover for PHSE.



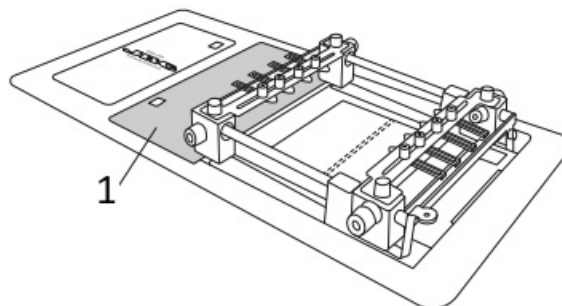
Be careful the cover can be hot.



1. Windowed Cover for PHSE

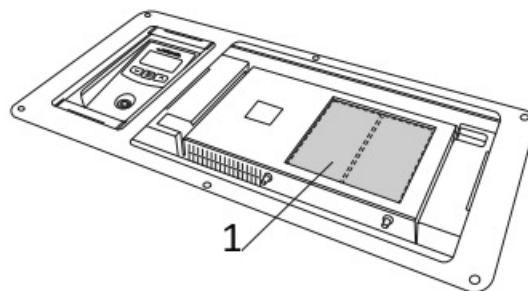
**Option 3:**

While working with the preheater and the support, the side area next to the support can be covered using the small cover for PHSE.

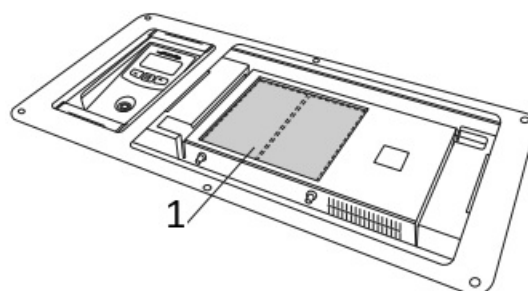


1. Small Cover for PHSE

**Note:** If the preheater is used the other way round, all preheater covers can also be fitted the other way round.



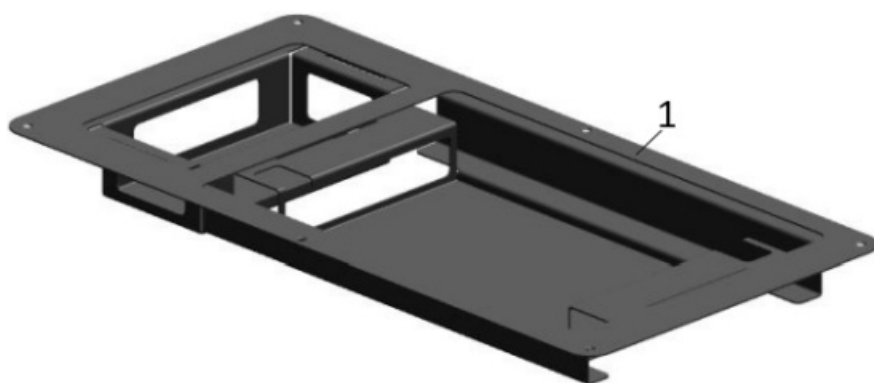
1. Heating area on the right side



1. Heating area on the left side

**Assembly**

To assemble the frame in your workbench it is needed to cut an opening into your workbench.



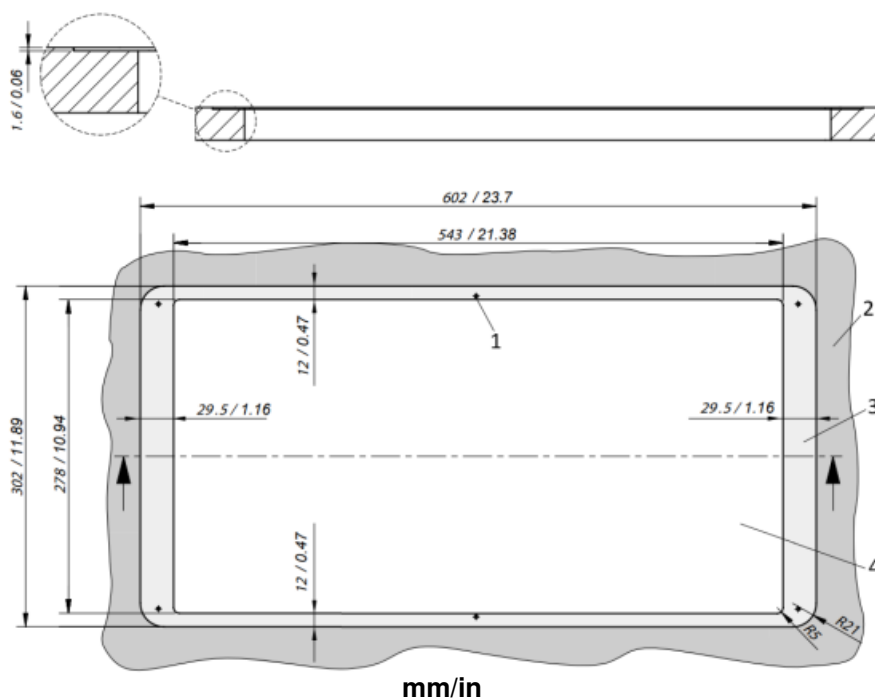
## 1. Frame

The dimension for the opening can be find on the next page.

Fit the frame into the opening and fix it to your workbench with the supplied screws.

## Cutout Scheme

To install PHST in your workbench, it is necessary to make a cutout of the indicated dimensions.



1. Holes for screws – Veloz 4×20 mm (6x)
2. Workbench
3. Recess
4. Opening

## Specifications

### PHST

Table Built-In Mounting Frame for PHSE

Ref. PHS-STA

- Net Weight : 6.50 kg / 14.33 lb
  - Product Dimensions : (L x W) 602 x 302 mm 23.7 x 11.9 in
  - Package Dimensions / Total Weight : (L x W x H) 640 x 350 x 120 mm / 7.82 kg 25.2 x 13.78 x 4.72 in / 17.24 lb
- Complies with CE standards.  
ESD Safe.



### Warranty

JBC's 2 year warranty covers this equipment against all manufacturing defects, including the replacement of defective parts and labor.

Warranty does not cover product wear or misuse. In order for the warranty to be valid, equipment must be returned, postage paid, to the dealer where it was purchased.



This product should not be thrown in the garbage.



In accordance with the European directive 2012/19/EU, electronic equipment at the end of its life must be collected and returned to an authorized recycling facility.



[www.jbctools.com](http://www.jbctools.com)

0019676-290125

## Documents / Resources

  <p>PHST Table Built-In Mounting Frame for PHSE</p>	<p><a href="#">JBC PHS-STA Table Built In Mounting Frame for PHSE</a> [pdf] Instruction Manual PHS-STA, PHS-STA Table Built In Mounting Frame for PHSE, Table Built In Mounting Frame for PHSE, Built In Mounting Frame for PHSE, Mounting Frame for PHSE, Frame for PHSE</p>
--	---

## References

- [User Manual](#)

### Manuals+. Privacy Policy

This website is an independent publication and is neither affiliated with nor endorsed by any of the trademark owners. The "Bluetooth®" word mark and logos are registered trademarks owned by Bluetooth SIG, Inc. The "Wi-Fi®" word mark and logos are registered trademarks owned by the Wi-Fi Alliance. Any use of these marks on this website does not imply any affiliation with or endorsement.