

JBC

**PHB-STA Table
Built-In Panel
for PHB**



JBC PHB-STA Table Built-In Panel for PHB Instruction Manual

[Home](#) » [JBC](#) » JBC PHB-STA Table Built-In Panel for PHB Instruction Manual 

Contents

- [1 JBC PHB-STA Table Built-In Panel for PHB](#)
- [2 Product Usage Instructions](#)
- [3 FAQ](#)
- [4 Packing List](#)
- [5 Features](#)
- [6 Options](#)
- [7 Assembly](#)
- [8 Opening Dimensions for Panel Installation](#)
- [9 Specifications](#)
- [10 Documents / Resources](#)
 - [10.1 References](#)
- [11 Related Posts](#)

JBC

JBC PHB-STA Table Built-In Panel for PHB



Specifications

- Product: PHBT Table-Built-In Panel for PHB Ref. PHB-STA
- Product Dimensions: 722 x 602 mm (28.43 x 23.70 in)
- Package Dimensions / Weight: 768 x 669 x 135 mm (30.2 x 26.3 x 5.3 in)
- Compliance: Compliance with CE standards. ESD Safe.

Product Usage Instructions

Assembly

Cut an opening on your work table according to the dimensions provided in the manual. Fit the panel into the opening and securely fix it to your workbench using the supplied screws.

Cover Options

PHBT comes with four covers to suit different needs:

- Cover for PHB
- Cover for Console
- Windowed Cover for PHB
- Small Cover for PHB

Usage Options

Depending on your work requirements, utilize the different covers provided:

1. **Option 1:** Use the windowed cover for PHB to protect the side area near the heating zone when working with the preheater.
2. **Option 2:** Cover the entire preheater area with the cover for PHB when work is not in progress to free up space on the workbench.

3. **Option 3:** When working with the preheater and support, use the small cover for PHB to cover the side area near the support.

FAQ


- **What is included in the packing list?**
 - The packing list should include: Table-Built-In Panel for PHB (1 unit), Windowed Cover for PHB (1 unit), Small Cover for PHB (1 unit), Screws (9 units Velox 4x20 – zinc plated in black), and Manual (1 unit Ref. 0020825).
- **What is the warranty coverage?**
 - JBC offers a 2-year warranty covering manufacturing defects, including replacement of defective parts and labor. It does not cover product wear or misuse.

Packing List

The following items should be included:



Table-Built-In Panel for PHB1 unit



Windowed Cover for PHB 1 unit



Small Cover for PHB 1 unit



Screws 9 units
Velox 4x20 - zinc plated in black

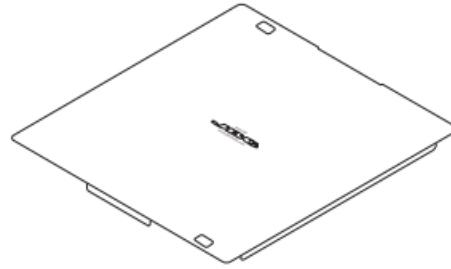


Manual 1 unit
Ref. 0020825

Features

PHBT comes with four covers. According to your needs it can be used one or another of the PHB covers. See the different options

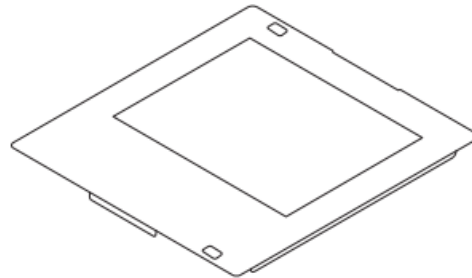
- Cover for PHB:



- Cover for Console:



- Windowed Cover for PHB:



- Small Cover for PHB:

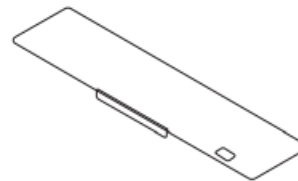
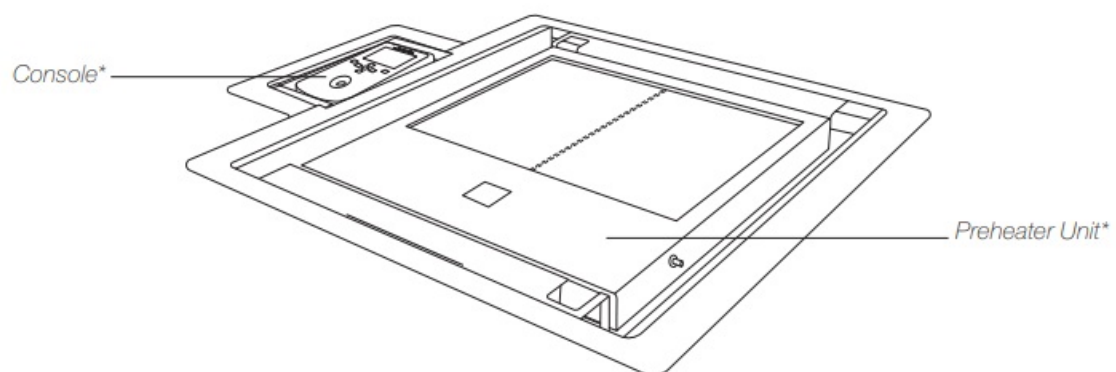


Table-Built-In Panel for PHB is designed to accommodate the preheater unit and its console and to be integrated into the workbench



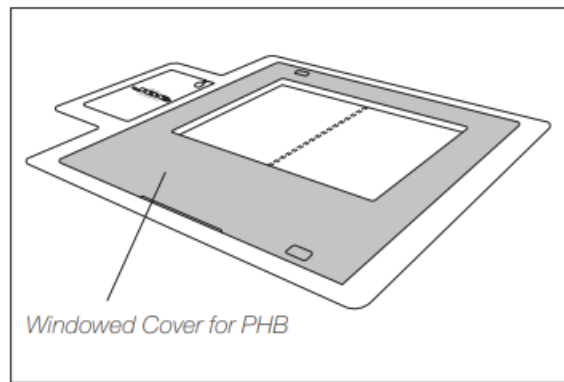
Options

Cover and protect the workspace using the different covers provided with PHBT.

The console can be covered by the console cover. For the other tree PHB covers see the following usage options:

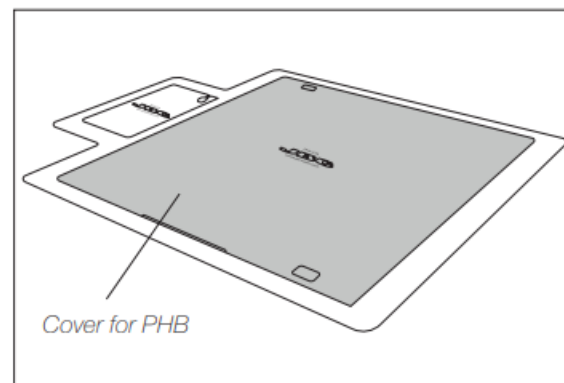
Option 1:

While working with the preheater, the side area next to the heating zone can be covered using the windowed cover for PHB.



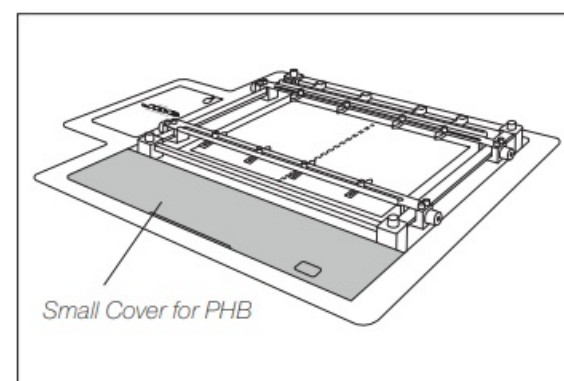
Option 2:

When work is no longer in progress, the entire preheater area can be covered. The cover protects the preheater and keeps more space free on the workbench

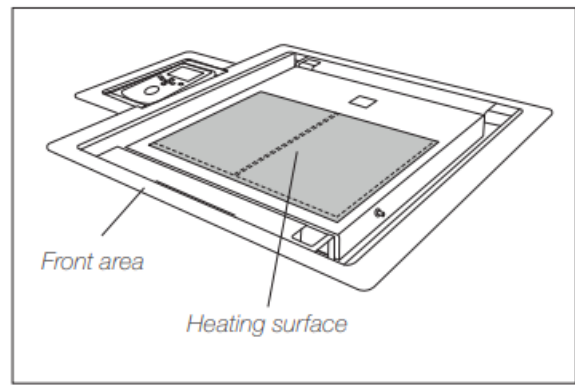
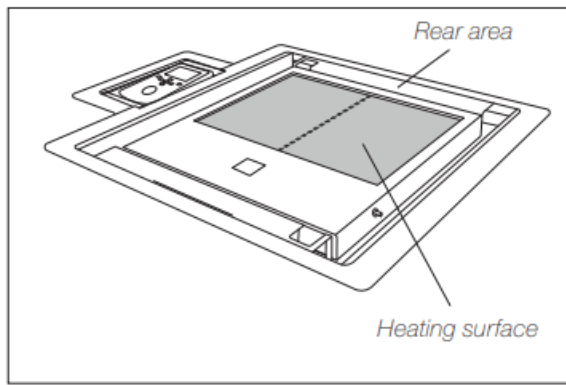


Option 3:

While working with the preheater and the support, the side area next to the support can be covered using the small cover for PHB.



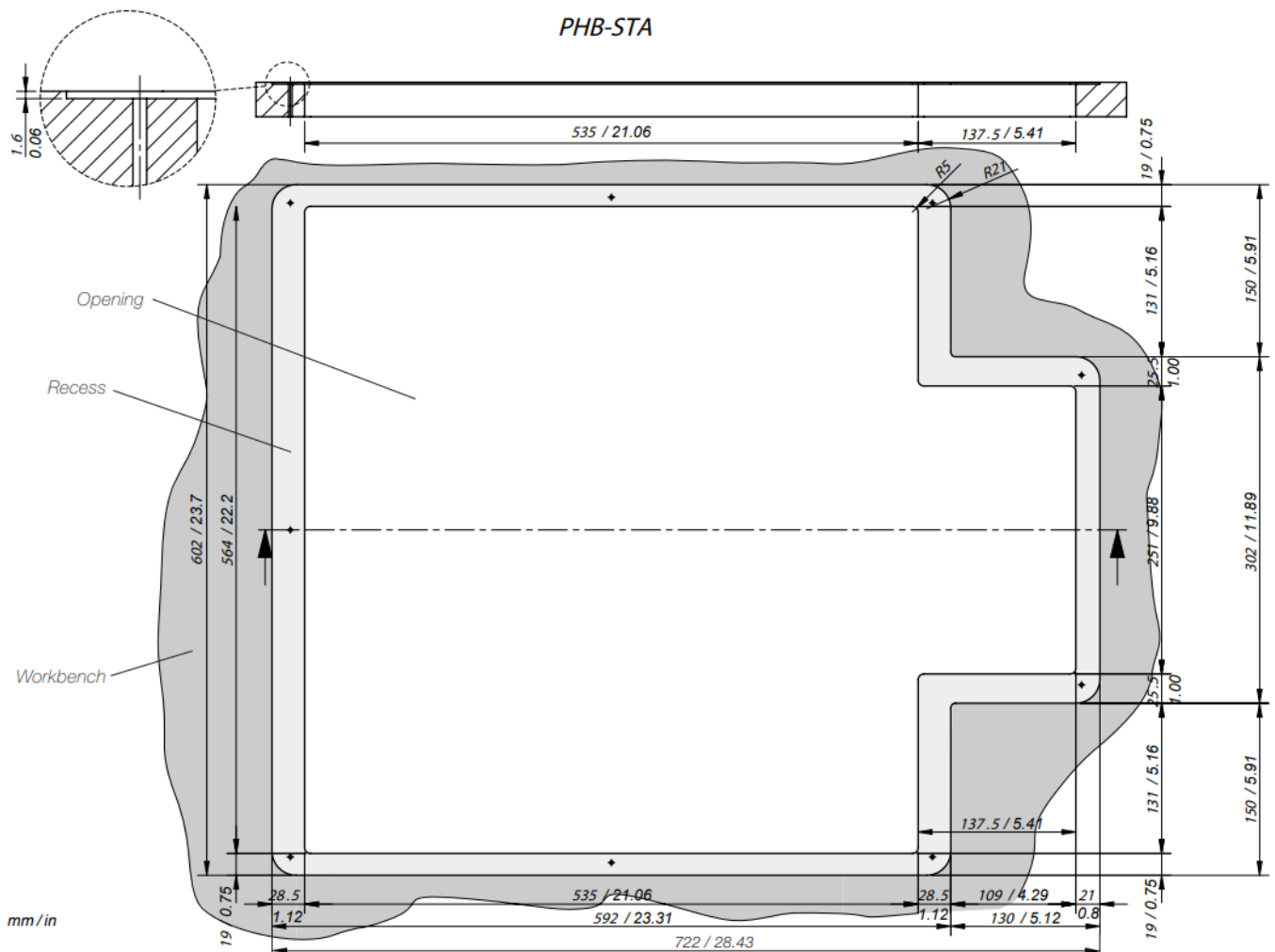
Note: If the preheater is used the other way round, all preheater covers can also be fitted the other way round.



Assembly

Cut an opening on your work table according to the dimensions on the drawing (see next page). Fit the panel into the opening and fix it to your workbench with the supplied screws.

Opening Dimensions for Panel Installation



Specifications

PHBT

Table-Built-In Panel for PHB Ref. PHB-STa

- Product Dimensions: 722 x 602 mm
(L x W) 28.43 x 23.70 in
- Package Dimensions / Weight: 768 x 669 x 135 mm
(L x W x H) 30.2 x 26.3 x 5.3 in
- Complies with CE standards. ESD Safe.


Warranty

JBC's 2-year warranty covers this equipment against all manufacturing defects, including the replacement of defective parts and labor. The warranty does not cover product wear or misuse. In order for the warranty to be valid, equipment must be returned, postage paid, to the dealer where it was purchased.

This product should not be thrown in the garbage. In accordance with the European directive 2012/19/EU, electronic equipment at the end of its life must be collected and returned to an authorized recycling facility

- www.jbctools.com

Documents / Resources

| | |
|--|--|
|  <p>JBC www.jbctools.com INSTRUCTION MANUAL</p> <p>PHBT Table Built-In Panel for PHB</p> | <p>JBC PHB-STA Table Built-In Panel for PHB [pdf] Instruction Manual PHB-STA, PHB-STA Table Built-In Panel for PHB, Table Built-In Panel for PHB, Built-In Panel for PHB, Panel for PHB, PHB</p> |
|--|--|

References

- [User Manual](#)

Manuals+ Privacy Policy

This website is an independent publication and is neither affiliated with nor endorsed by any of the trademark owners. The "Bluetooth®" word mark and logos are registered trademarks owned by Bluetooth SIG, Inc. The "Wi-Fi®" word mark and logos are registered trademarks owned by the Wi-Fi Alliance. Any use of these marks on this website does not imply any affiliation with or endorsement.