



JBC DR560 Heating Element Instruction Manual

[Home](#) » [JBC](#) » JBC DR560 Heating Element Instruction Manual 

JBC

DR560 Heating Element
Instruction Manual



www.jbctools.com

INSTRUCTION MANUAL

Contents

- [1 DR560 Heating Element](#)
- [2 Packing list](#)
- [3 Changing the heating element](#)
- [4 Compatibility](#)
- [5 Specifications](#)
- [6 Warranty](#)
- [7 Documents / Resources](#)
 - [7.1 References](#)
- [8 Related Posts](#)

DR560 Heating Element

DRH Heating Element for DR560

This manual corresponds to the following reference:
DSV-DR

Packing list

The following items are included:



Heating element1 unit



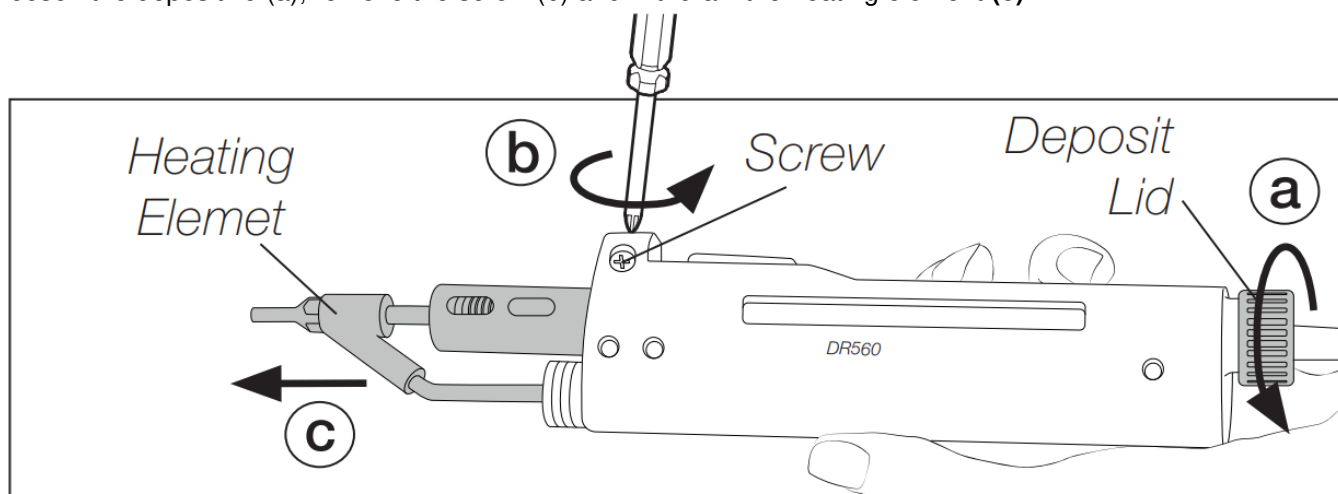
Internal gasket1 unit Ref. 0019208

Changing the heating element

For this operation, turn off the station or disconnect the tool and wait until the tool temperature drops to room temperature.

1. Removing

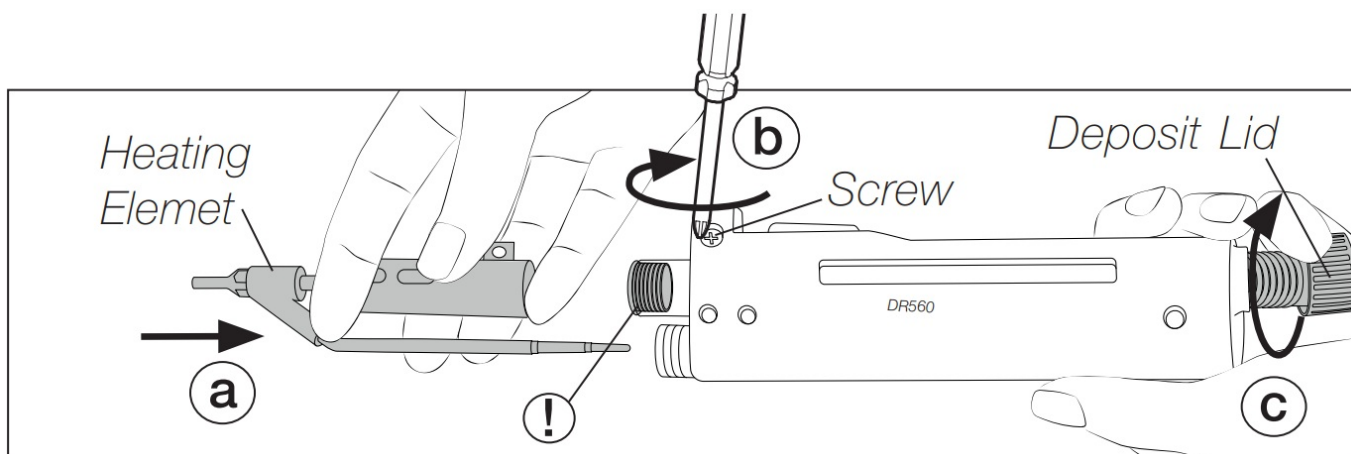
Loosen the deposit lid (a), remove the screw (b) and withdraw the heating element (c).



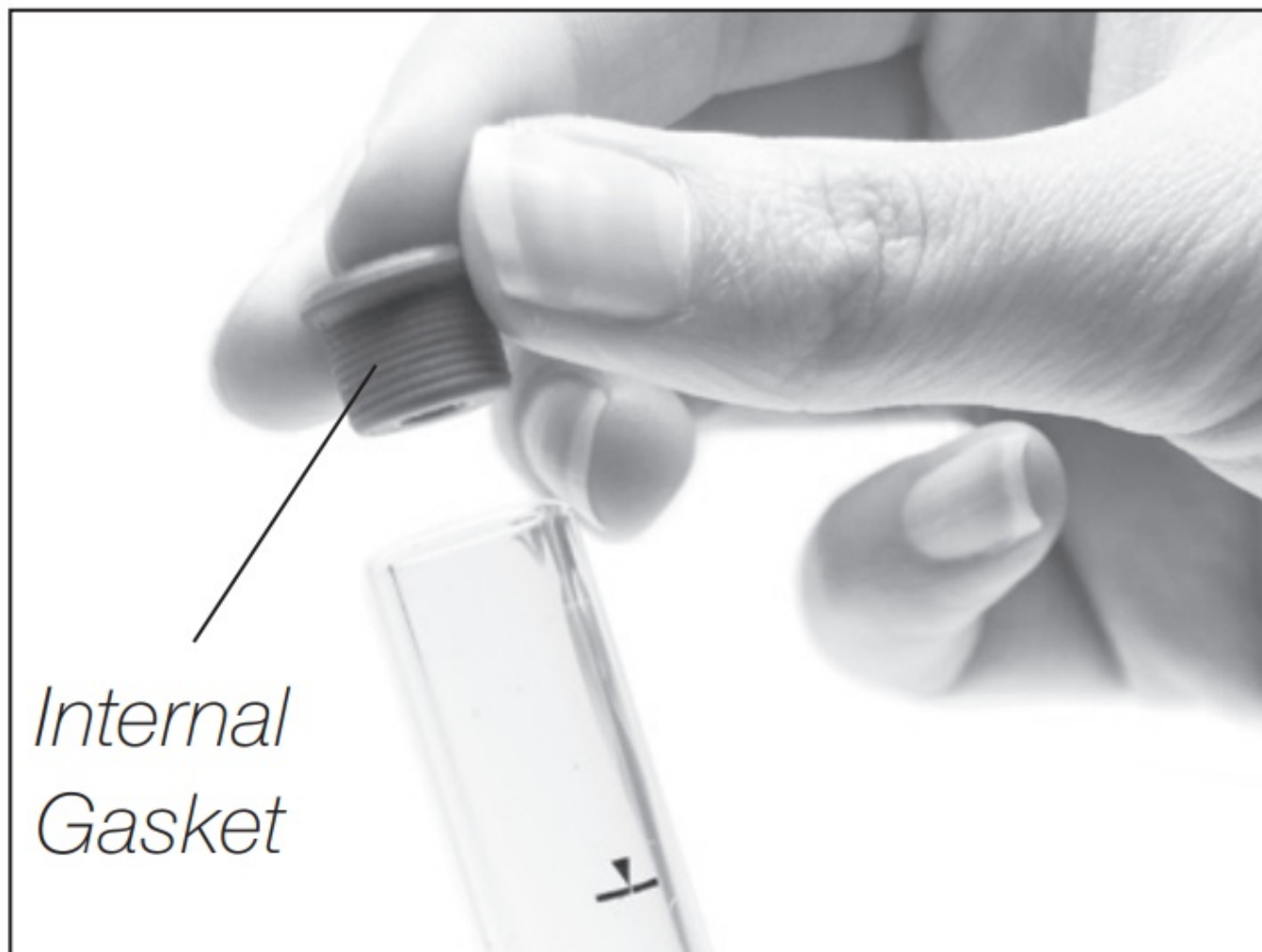
Recommended: Follow also the cleaning guidelines mentioned in the tool and station manuals.

2. Placing

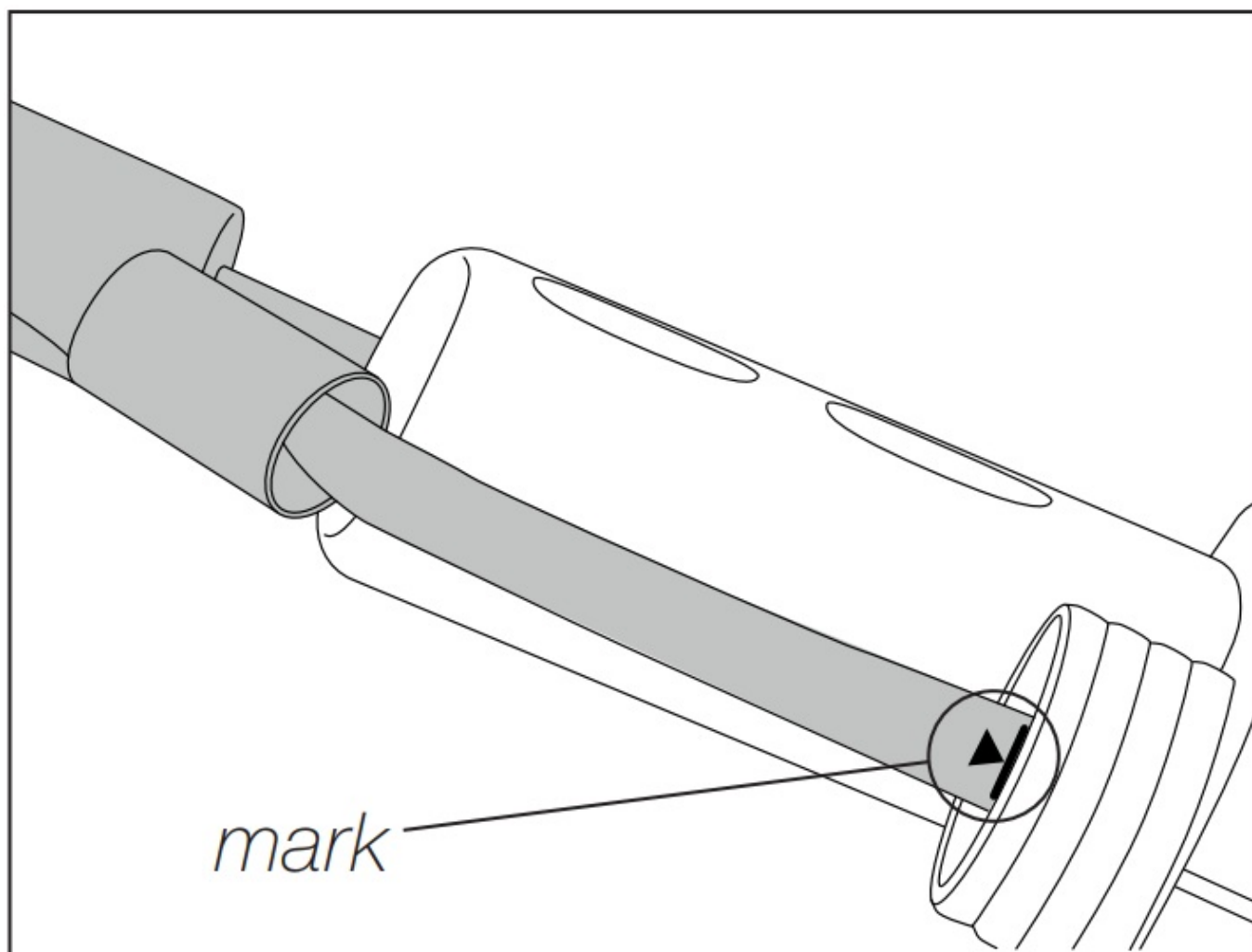
Insert the new heating element (a), tighten the screw (b) and then the deposit lid (c).



! **Important:** Make sure the internal gasket is inserted into the glass solder collector.

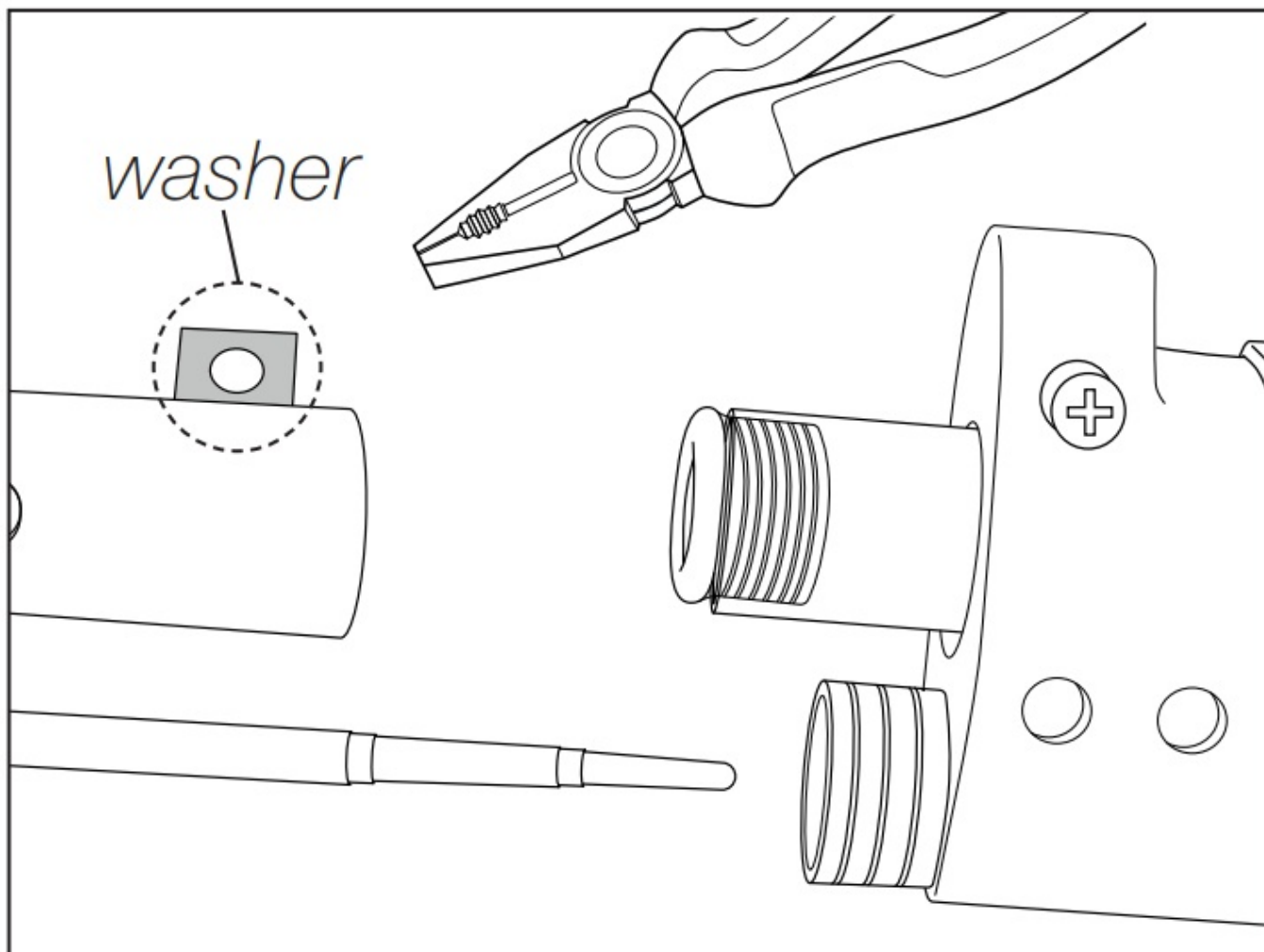


! For a proper connection, it is essential to insert the cartridge so that it aligns with the mark **▶||**.



Compatibility

The DRH also works with the previous desoldering iron version DR5600 (Ref. 5600010). In this case, you must take off the washer with a pliers.



Specifications

DRH Heating Element for DR560
Ref.: DSV-DR

– Total Net Weight: 2	26 g / 0.057 lb
– Package Dimension/Weight: 1 (L x W x H) 5 x 1	127 x 31 x 31 mm / 35 g 5 x 1.22 x 1.22 in / 0.077 lb

Complies with CE standards ESD Safe

Warranty

JBC's 2 year warranty covers this equipment against all manufacturing defects, including the replacement of defective parts and labour.

Warranty does not cover product wear or misuse.

In order for the warranty to be valid, equipment must be returned, postage paid, to the dealer where it was purchased.


Get 1 extra year JBC warranty by registering here: <https://www.jbctools.com/productregistration/> within 30 days of purchase. This product should not be thrown in the garbage.



In accordance with the European directive 2012/19/EU, electronic equipment at the end of its life must be collected and returned to an authorized recycling facility.



Documents / Resources

 <p>JBC www.jbctools.com INSTRUCTION MANUAL</p> <p>DRH Heating Element for DR560</p>	<p>JBC DR560 Heating Element [pdf] Instruction Manual DR560 Heating Element, DR560, Heating Element, Element</p>
---------------------------------------------------------------------------------------------------------------------------------------------------------------------------------------	--------------------------------------------------------------------------------------------------------------------------------------

References

-  [JBC Soldering and Rework equipment for electronics](#)
-  [Warranty Extension](#)

Manuals+.