



## JBC TOOLS MS10 Front Filter Set




### Filter Sides

*Top side*



*Bottom side*



## Contents [ [hide](#) ]

1 [Packing List](#)

2 [Filter Replacement](#)

3 [Customer Support](#)

4 [Documents / Resources](#)

4.1 [References](#)

## Packing List

For ref. MS10:



**Front Filter Set for MSE-B** ..... 1 set (Each set includes 5 filters)

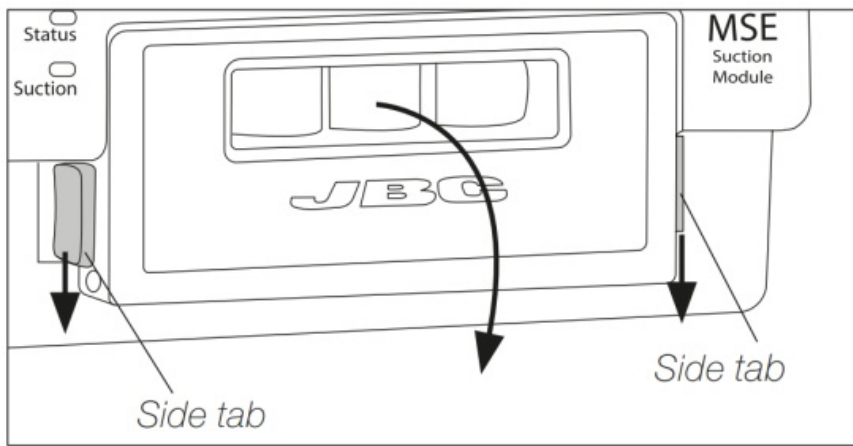
**Manual** ..... 1 unit Ref. 0034152

MS10 filters are used with MSE-B.

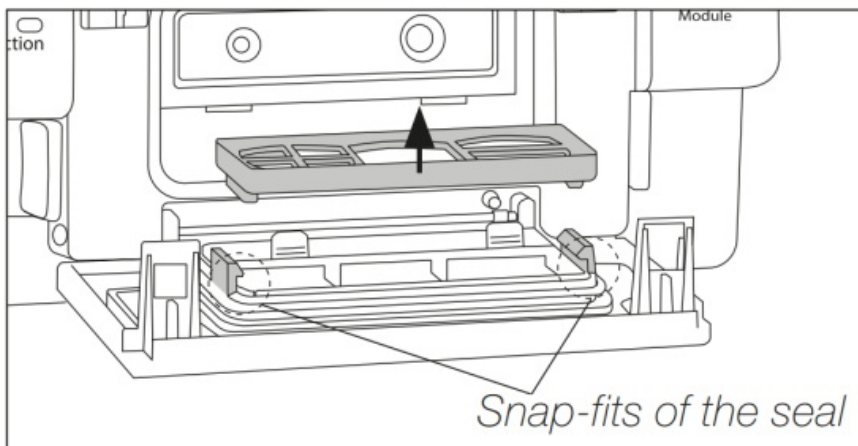


## Filter Replacement

1. Sliding down the side tabs and open the front lid.



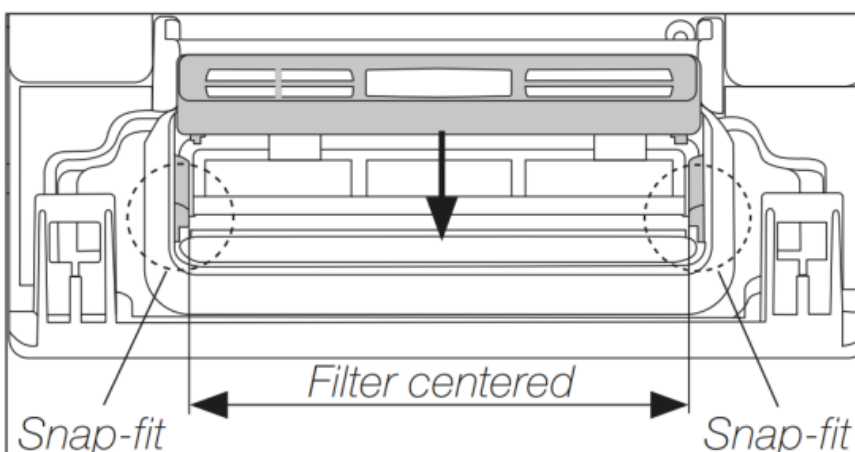
2. Remove the worn filter by pulling it upwards out of the snap-fits.



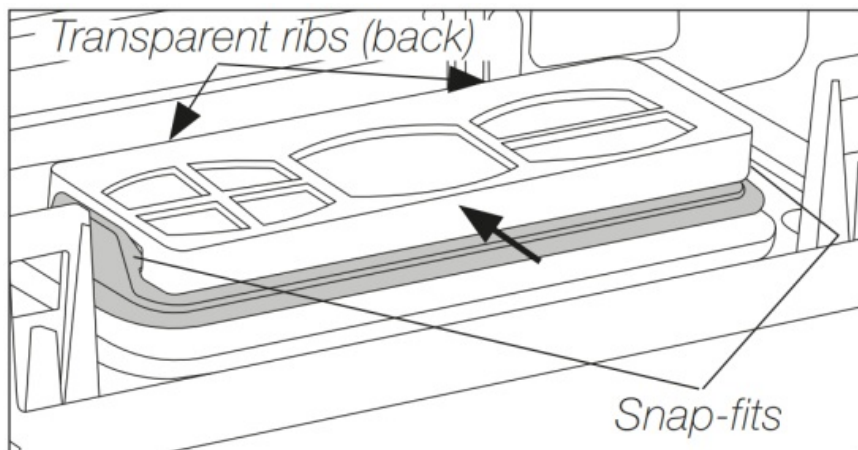
3. Position the new filter with its clear side upwards and with the cross-shaped strud at the left side



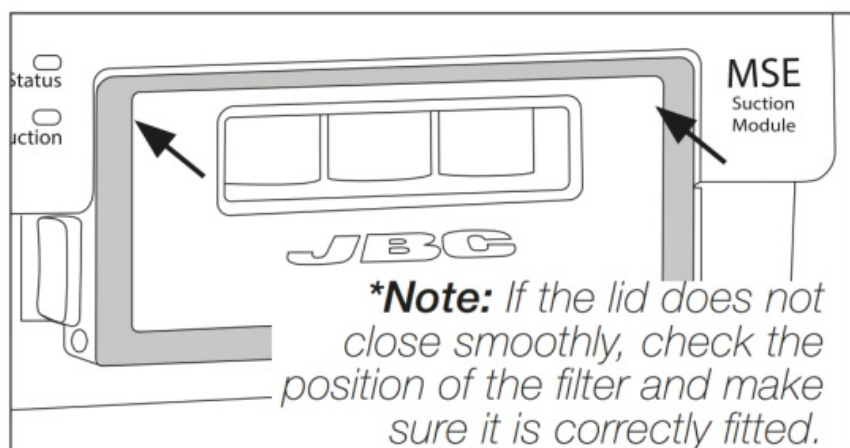
4. Center the filter between the snap-fits and push it in.



5. Push the positioned filter back until it stops against the transparent ribs.



6. Close\* the front lid by pressing against its both upper corners until it clicks.



## Customer Support

[www.jbctools.com](http://www.jbctools.com)



# JBC

## Documents / Resources



Packing List  
For MS10  
Front Filter Set for MS10  
MS10  
Front Filter Set for MS10

CE www.jbctools.com

## [JBC TOOLS MS10 Front Filter Set \[pdf\]](#) Instruction Manual

MS10 Front Filter Set, MS10, Front Filter Set, Filter Set

## References

- [User Manual](#)

JBC Tools

Filter Set, Front Filter Set, JBC Tools, MS10, MS10 Front Filter Set

## Leave a comment

Your email address will not be published. Required fields are marked \*

Comment \*

Name

Email

Website

☐ Save my name, email, and website in this browser for the next time I comment.

[Post Comment](#)

## Search:

[Search](#)

[Manuals+](#) | [Upload](#) | [Deep Search](#) | [Privacy Policy](#) | [@manuals.plus](#) | [YouTube](#)

This website is an independent publication and is neither affiliated with nor endorsed by any of the trademark owners. The "Bluetooth®" word mark and logos are registered trademarks owned by Bluetooth SIG, Inc. The "Wi-Fi®" word mark and logos are registered trademarks owned by the Wi-Fi Alliance. Any use of these marks on this website does not imply any affiliation with or endorsement.