

jar-systems CS-1610 USB-C Charging Hub Installation Guide

[Home](#) » [JAR SYSTEMS](#) » jar-systems CS-1610 USB-C Charging Hub Installation Guide

Contents [[hide](#)]

- [1 jar-systems CS-1610 USB-C Charging Hub](#)
- [2 Documents / Resources](#)
 - [2.1 References](#)
- [3 Related Posts](#)


JAR-SYSTEMS-LOGO

jar-systems CS-1610 USB-C Charging Hub



1. Remove the power strip using the box wrench. Flex-Share (CSE-1615) stations may have a gap in the back of the station, depending on where the power strip was installed. In this instance, the white plate on the bottom of

the station can be moved to replace the power strips' place.



2. Remove the screw and washer from station's tray lid with the Torx key. Put them in a secure location to secure the tray when complete. Keep the tray lid propped up by placing a screw or the Torx key in the side. Take any device AC adapters, out of the tray.




3. Remove the 3 nuts that secure the front panel of the tray to the bottom panel using the box wrench. Put the nuts in a secure location to secure the hub onto the tray later. Remove the front panel of the tray and set aside. You will not need this piece for the USB-C configuration.



4. Insert the power cable into the back of the hub. While placing the USB-C hub into the tray, route the power cord through the tray and out of the circular opening in the side/back of the station. You may need to rotate the hub diagonally to get it through the front of station.



5. Align the holes in the front of the hub with the studs where the front panel was secured. Use the nuts that were removed in step 3 to secure the hub to the tray using the box wrench.




6. Position USB-C cables forward in the cable track so they are out of the way of the tray lid closing. Remove your prop from the side wall of the station and close the tray lid. Secure the tray lid shut using the screw and washer that were removed in step 2 with the Torx key.



www.JAR-Systems.com | 866.393.4202

Documents / Resources

	<p>jar-systems CS-1610 USB-C Charging Hub [pdf] Installation Guide CS-1610 USB-C Charging Hub, CS-1610, USB-C Charging Hub, CS-1610 Charging Hub, CSE-1615</p>
---	--

References

- [JAR Systems: Charging and Managing Devices Made Simple](#)