



Jandy VSFHP130DVS FloPro Variable Speed Pump User Manual

[Home](#) » [Jandy](#) » Jandy VSFHP130DVS FloPro Variable Speed Pump User Manual 

Contents

- [1 Jandy VSFHP130DVS FloPro Variable Speed Pump](#)
- [2 Product Information](#)
- [3 Our Most Affordable Variable-Speed Pump](#)
- [4 SPECIFICATIONS](#)
- [5 PERFORMANCE](#)
- [6 ADJUSTABLE BASE CONFIGURATIONS3](#)
- [7 DIMENSIONS](#)
- [8 Documents / Resources](#)
 - [8.1 References](#)
- [9 Related Posts](#)



Jandy VSFHP130DVS FloPro Variable Speed Pump



Product Information

Specifications

- Model No.: VSFHP130DV(S)
- Max THP: 1.3
- WEF1: 11.0
- Voltage: 230 VAC (115 VAC)
- Watts: 1100W
- Amps: 8.6 (15.6)
- Size Pipe Size2: 1 1/2-2
- Weight: 39.3 lbs.

Performance

The VS FloPro 1.3 HP pump operates at the following RPMs:

- 3450 RPM at 70 feet of water
- 2750 RPM at 50 feet of water
- 2400 RPM at 40 feet of water
- 1730 RPM at 30 feet of water
- 1200 RPM at 10 feet of water
- 600 RPM at 0 feet of water

Adjustable Base Configurations

Base	Fits A Dimension	Fits B Dimension
No Base	7-3/4 inches	12-3/4 inches
Small Base	8-7/8 inches	13-7/8 inches
Small Base w/ Spacers	9-1/8 inches	14-1/8 inches
Small Base + Large Base	10-3/4 inches	15-3/4 inches

Dimensions

- Bolt Holes, Center to Center: 9 inches
- Front Edge of Union to Center of Bolt Holes: 10 inches

Contact Information

Fluidra Brand | Jandy.com | 1.800.822.7933

FAQ

- **Q: What is the weighted energy factor (WEF)?**

A: WEF is a performance-based metric adopted by the Department of Energy to characterize the energy performance of dedicated-purpose pool pumps. It is measured in kgal/kWh.

- **Q: Are pipe sizing and guidelines important?**

A: Yes, always follow local building and safety codes for pipe sizing and guidelines.

- **Q: Is the large base included with all FloPro pumps?**

A: No, the large base is an optional part (R0546400).

Our Most Affordable Variable-Speed Pump

The Jandy® VS FloPro™1.3 HP makes no compromises when it comes to performance. With a compact size and installation-friendly features, it's the ideal replacement for older single-speed pumps.

- **A Superior Pump for Simple Pools**

Ideal for use as a filtration pump on smaller pools or to power basic water features.

- **115v/230v Dual Voltage**

Skip expensive mains power rewiring with the ability to operate with either 115v or 230v power sources with identical hydraulic performance at both voltages.

- **Easy to Drop In**

Included adjustable base enables precise alignment with critical plumbing dimensions to easily replace popular Pentair® and Hayward® single-speed and variable-speed pumps.

- **Fast, Simple, Full-Featured Control**

Programming a pump has never been so fast and easy. The optional preinstalled SpeedSet™ controller with FlyWheel™ Navigation makes pump setup and maintenance a breeze.

SpeedSet Controller Preinstalled on Model VSFHP130DVS



• Total Programmability

Works with the following Jandy control systems for total programmability and customization:

- SpeedSet™ Controller (preinstalled option)
- iQPUMP01 with iAquaLink® App Control
- AquaLink® Automation Systems

• Additional Features

- 2" unions included or utilize 2" internal threads
- Easy Controller Setup auto detects connection to an automation system or a traditional controller, eliminating the need to adjust settings manually
- Totally Enclosed Fan Cooled Motor (TEFC) extends pump life
- Tool-free lid for easy debris removal
- Ergonomic easy-transport handle

MODELS

Model No. Description

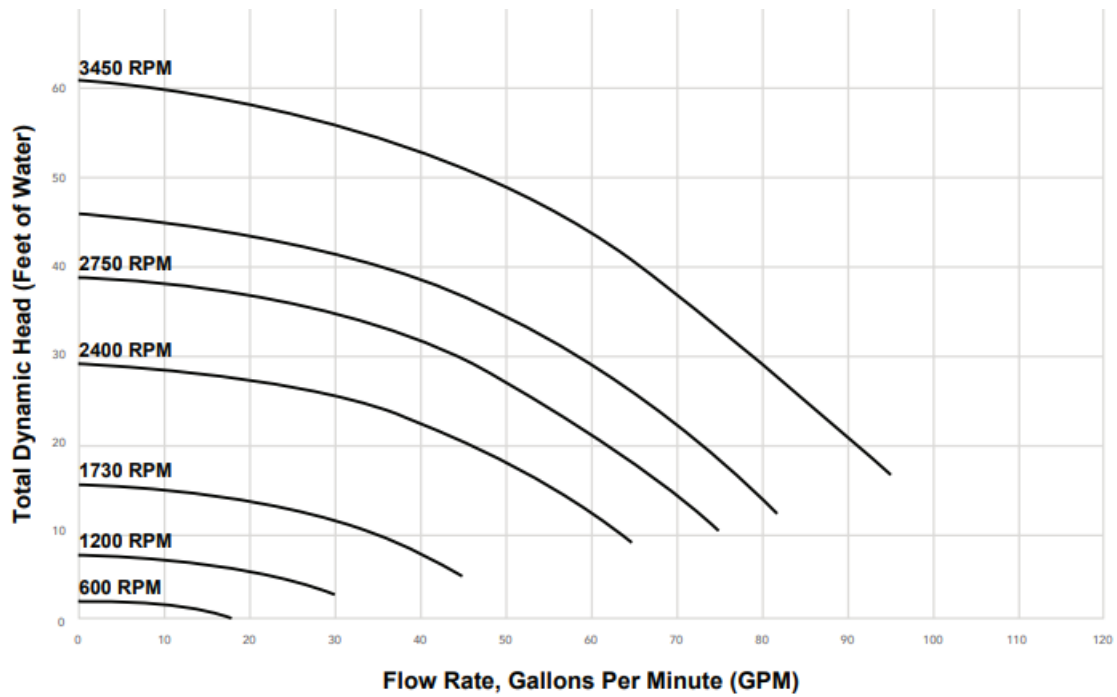
- VSFHP130DVS VS FloPro, 1.3 HP, SpeedSet Controller Preinstalled
- VSFHP130DV VS FloPro, 1.3 HP, Controller Sold Separately

SPECIFICATIONS

Model No.	THP	WEF ¹	Voltage	Max Watts	Amps	Union Size	Rec. Pipe Size ²	Weight
VSFHP130DV(S)	1.3	11.0 10.9	230 VAC 115 VAC	1100W	8.6 15.6	2"	1 1/2"-2"	39.3 lbs.

PERFORMANCE

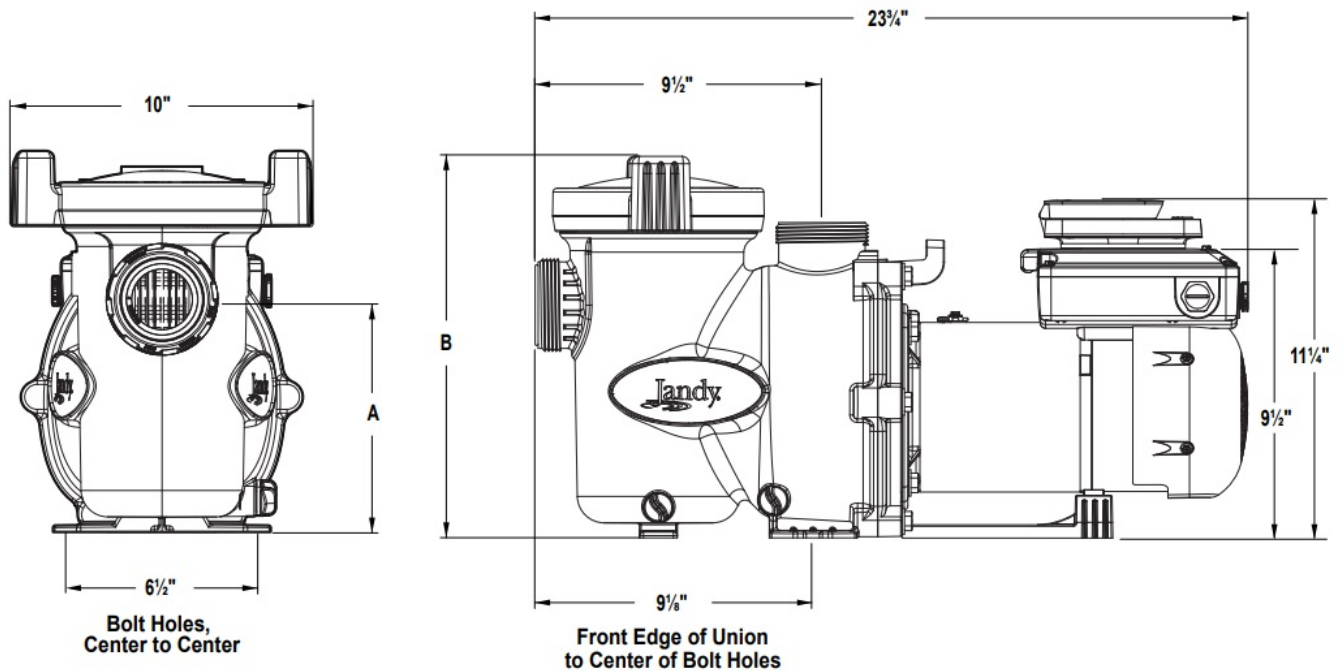
VSFHP130DV(S) Performance Curves



ADJUSTABLE BASE CONFIGURATIONS3

Base	Fits	A Dimension	B Dimension
No Base	Hayward® Super Pump® Pentair® SuperFlo® Sta-Rite® SuperMax®	7-3/4"	12-3/4"
Small Base	Hayward® Super II™ Jandy PlusHP and MaxHP Pumps	8-7/8"	13-7/8"
Small Base w/ Spacers	Pentair WhisperFlo® and IntelliFlo® VSF, Sta-Rite Dyna Glas™	9-1/8"	14-1/8"
Small Base + Large Base	Sta-Rite Max-E-Pro® Sta-Rite Dura-Glas® Sta-Rite Dura-Glas II Sta-Rite Max-E-Glas®	10-3/4"	15-3/4"

DIMENSIONS



1. WEF = weighted energy factor in kgal/kWh. WEF is a performance-based metric adopted by the Department of Energy to characterize the energy performance of dedicated-purpose pool pumps. Department of Energy 10 CFR Parts 429 and 431.
2. Always follow local building and safety codes for pipe sizing and guidelines
3. Small base with spacers included with all FloPro pumps. Large base is optional part R0546400.

A Fluidra Brand | [Jandy.com](https://www.jandy.com) | 1.800.822.7933

©2023 Zodiac Pool Systems LLC. All rights reserved. ZODIAC® is a registered trademark of Zodiac International, S.A.S.U., used under license. All other trademarks are the property of their respective owners. 26650.1_SL




Documents / Resources



[Jandy VSFHP130DVS FloPro Variable Speed Pump](#) [pdf] User Manual
VSFHP130DVS FloPro Variable Speed Pump, VSFHP130DVS, FloPro Variable Speed Pump, Variable Speed Pump, Speed Pump, Pump

References

-  [Swimming Pool Equipment | United States | Jandy](#)
- [User Manual](#)