

*Jamjake*  
**ID718  
Stylus Pen**



## JAMJAKE ID718 Stylus Pen User Manual

[Home](#) » [Support](#) » JAMJAKE ID718 Stylus Pen User Manual 

### Contents

- 1 JAMJAKE ID718 Stylus Pen
- 2 Introduction
- 3 Specifications
- 4 Product Overview
- 5 Applicable model
- 6 Package Includes
- 7 Features
- 8 How to check the model
- 9 How to use
- 10 How to charge
- 11 Care and Maintenance
- 12 Troubleshooting
- 13 Pros and Cons
- 14 Contact Information
- 15 Warranty
- 16 FAQs
- 17 Video-JAMJAKE ID718 Stylus Pen
- 18 References

*Jamjake*

**JAMJAKE ID718 Stylus Pen**



**Launch Date:** March 1, 2021

**Price:** \$19.99

## Introduction

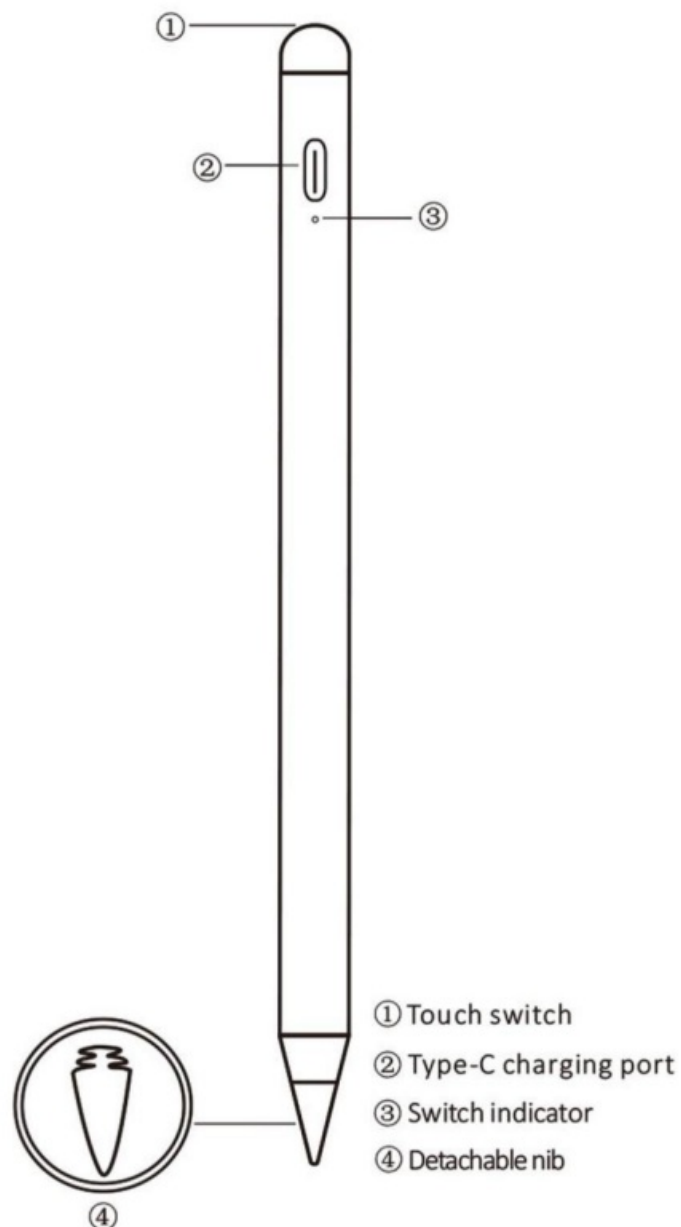
You can use the JAMJAKE ID718 Stylus Pen, a high-performance tool, to better connect with touchscreen devices. With its sleek, comfortable design and fine tip, it's great for everything from taking notes to drawing and writing in great detail. Rechargeable lithium-ion batteries in the pen make it last a long time; one charge gives the pen up to 8 hours of use. Universally compatible, it works perfectly with all sensitive touch screens, such as those on a lot of iPads. It's easier to manage power with the double-tap feature, which makes it simple to turn the pen on or off without using apps or Bluetooth. Its changeable tip makes it last longer and work better over time. The JAMJAKE ID718 is a useful tool for both professionals and regular people because it blends ease of use with advanced features.

## Specifications

- **Color:** A-White
- **Brand:** JAMJAKE
- **Number of Batteries:** 1 Lithium Ion battery (included)
- **Item Weight:** 75 grams (2.65 ounces)
- **Compatible Devices:** iPads

- **Item Dimensions (L x W x H):** 1.97 x 1.18 x 6.3 inches
- **Are Batteries Included:** Yes
- **Batteries Required:** Yes
- **Manufacturer:** JAMJAKE
- **Item Model Number:** ID716
- **Material:** Aluminum alloy
- **Palm Rejection Function:** Yes
- **Input:** 5V/0.2A
- **Pressure Function:** No
- **Bluetooth:** No
- **Pen Tip:** Replaceable pen tip
- **Magnetic Design:** Yes
- **Tilt Function:** Yes

## Product Overview



## Applicable model

- iPad 2020(8th gen) A2428 / A2429 / A2270/ A2430
- iPad 2019(7th gen) A2197 / A2198 / A2200
- iPad 2018(6th gen) A1893 / A1954
- iPad Air ( 4rd gen) A2316 / A2324 / A2325 / A2072
- iPad Air ( 3rd gen) A2152 / A2153 / A2154 / A2123
- iPad mini (5th gen) A2124 / A2125 / A2126 / A2133
- iPad Pro 11 inches (2018 – 2021)
- A1980 / A2013 / A1934 / A1979/ A2228 / A2068 / A2230 / A2231
- A2377/A2459/A2301/A2460
- iPad Pro 12.9 inches (2018 – 2021)
- A1876 / A2014 / A1895 / A1983 / A2229 / A2069 / A2232 /A2233
- A2378/A2461/A2462/A2379

## Not work with

- iPad Pro 12.9 inch (1st gen & 2nd gen) A1584 / A1652 / A1670 / A1671 / A1821
- iPad Pro (10.5 inch) A1701 / A1709 / A1852
- iPad Pro (9.7 inch) A1673 / A1674 / A1675
- iPad Air (1st gen & 2nd gen) A1474 / A1475 / A1476 / A1566/ A1567
- iPad mini (1st / 2nd / 3th / 4th gen)
- A1432 /A1454 / A1455 / A1489 / A1490 / A1491 / A1599 / A1600 / A1538 / A1550
- iPad 2010 (1st gen) A1219 / A1337
- iPad 2011 (2nd gen) A1395 / A1396 / A1397
- iPad 2012 (3th gen & 4th gen) A1416/ A1430 / A1403 / A1458 / A1459 / A1460|
- iPad 2017 (5th gen) A1822 / A1823

(Nobte) Not work for earlier versions of iPad, iPhone, Android, and Microsoft devices. Please confirm the above models before purchase. Other models are invalid.

## Package Includes

- 1 x JAMJAKE ID718 Stylus Pen
- 1 x USB Charging Cable
- 1 x Replacement Tip
- 1 x User Manual

## Features

- **Precision Tip**

The JAMJAKE ID718 Stylus Pen features a high-precision tip that allows for accurate writing, drawing, and note-taking. This tip is designed to mimic the feel of a pen or pencil on a touch screen, making it ideal for detailed work. It responds quickly to touch, ensuring a smooth and precise user experience.

- **Rechargeable Battery**

Equipped with a built-in rechargeable battery, this stylus pen provides long-lasting performance. It features a quick charging capability, allowing the pen to be charged in approximately 1-2 hours and used for up to 8 hours on a full charge. This efficient battery life ensures you can rely on the pen for extended periods without frequent recharging.

- **Universal Compatibility**

The stylus pen is compatible with all capacitive touchscreen devices. This universal compatibility makes it a versatile tool for a variety of devices, including tablets, smartphones, and touchscreen laptops. It eliminates the need for specific apps or Bluetooth connections, simplifying its use across different devices.

- **Ergonomic Design**

The pen is designed with ergonomics in mind, featuring a comfortable grip that makes it easy to hold for extended periods. The lightweight and well-balanced construction reduces hand fatigue, making it suitable for long writing or drawing sessions.

- **Replaceable Tip**

The JAMJAKE ID718 includes a replaceable microfiber tip, allowing you to easily change the tip when it becomes worn out. This feature extends the lifespan of the stylus and ensures consistent performance.

- **Double Tap Turn ON/OFF**

This stylus pen features a convenient double-tap function to turn it on or off. Simply double-tap the top of the pen to activate or deactivate it. This design eliminates the need for Bluetooth connections or apps and helps prevent accidental activation. The automatic shutdown function is not required within 5 minutes, conserving battery life and making the pen more user-friendly.

- **Type C Charging Port & 3 LED Indicators**

The JAMJAKE ID718 comes with a Type C charging port, covered by a white rubber cap that you can easily open to access the port. It includes three LED indicators to show the battery status and charging progress. The pen can work for up to 10 hours on a single charge and has a standby time of up to 365 days. Charging is quick, taking about 10-20 minutes with a USB-C cable via an adapter, mobile power supply, or computer.

- **Compatible with 2018-2023 iPad Models**

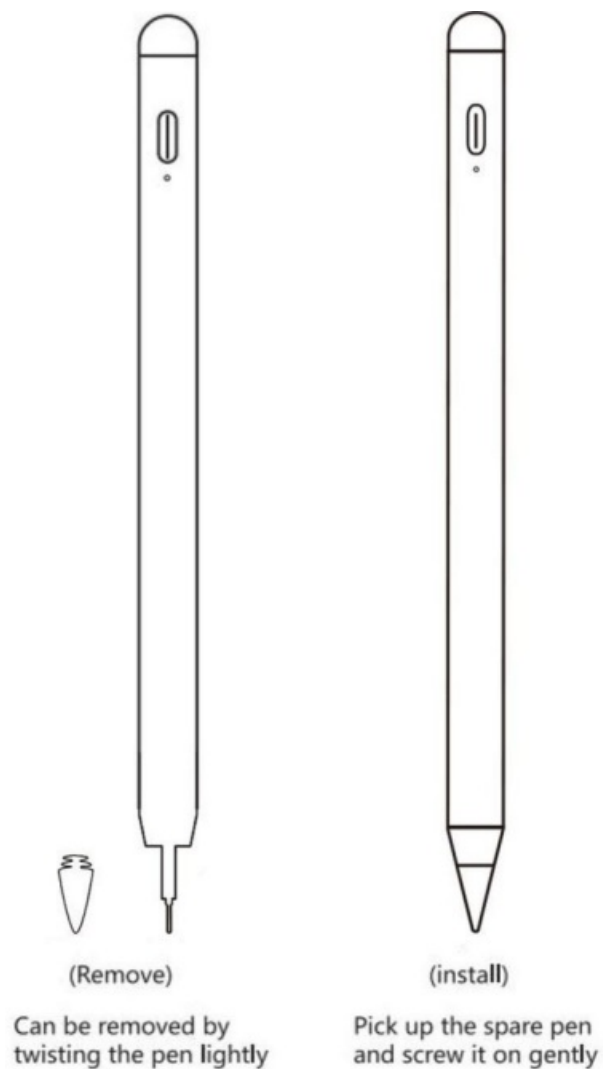
The stylus is compatible with a wide range of iPad models, including the 10th, 9th, 8th, 7th, and 6th generations, as well as iPad Air (3rd, 4th, and 5th generations), iPad Pro (11 inches and 12.9 inches, 3rd, 4th, 5th, and 6th generations), and iPad Mini (5th and 6th generations). It does not work with earlier versions of iPads, iPhones, Android devices, or Microsoft devices. Note that models not supporting charging are provided with a Type-C cable.

## **How to check the model**

1. Setting> General>About>Model Number
2. Please confirm on the back of the iPad device.

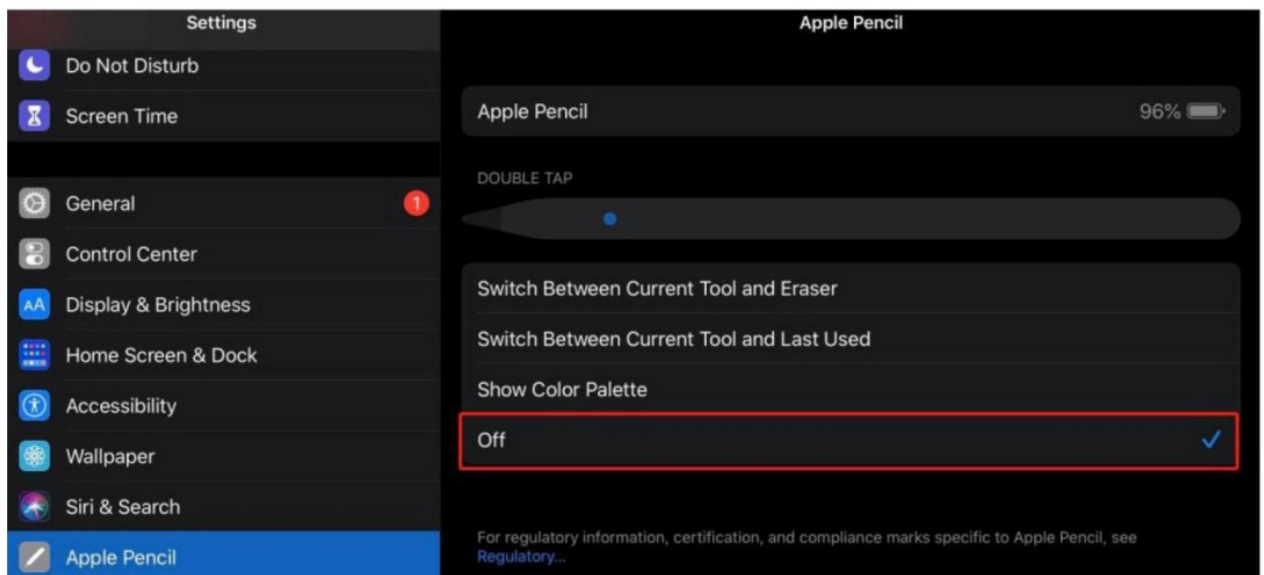


## How to replace the pen tips

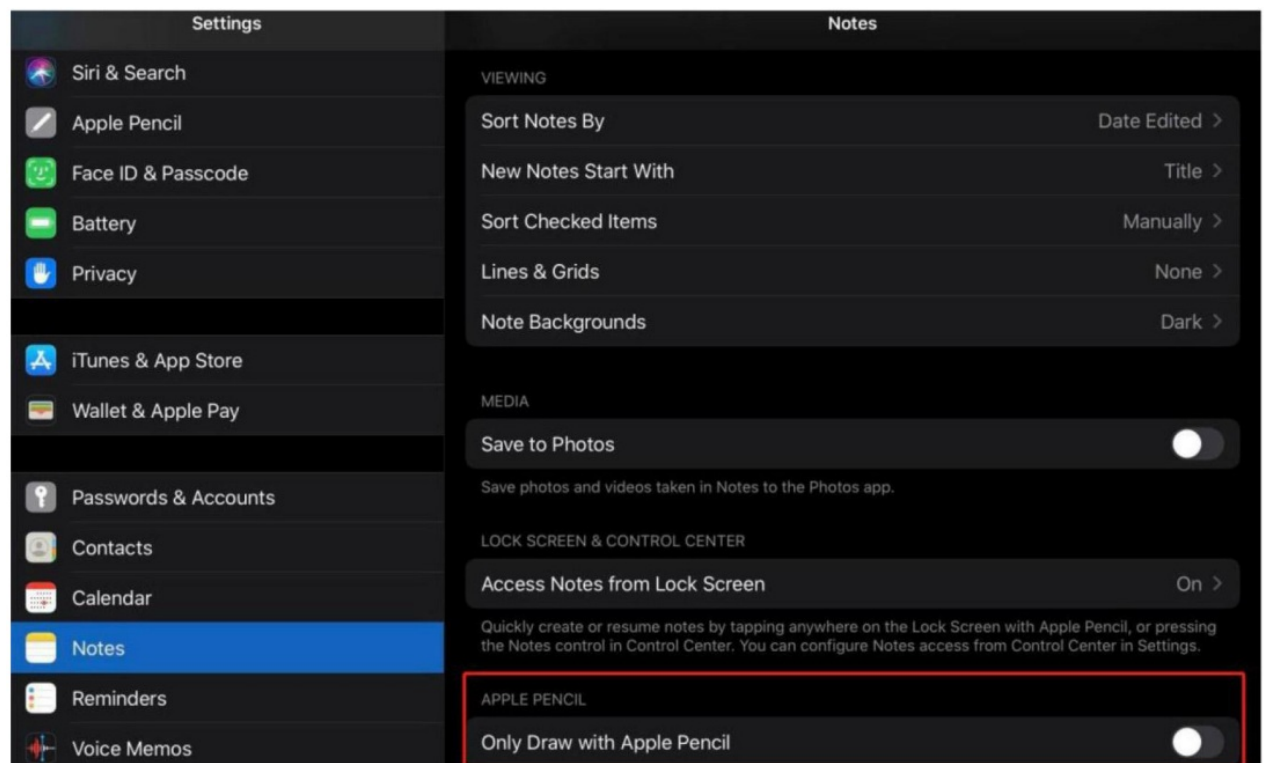


## How to use

1. Please follow these steps to make sure the Active Stylus is allowed to work on your iPad or iPad Pro:
  - Go to Settings > Apple Pencil > Turn off the Apple Pencil.



- Settings > Notes > Turn off “Only Draw with Apple Pencil.”



2. Please turn off the Bluetooth connection before using our stylus pen if you have connected the “apple pencil”.  
No need to install Bluetooth or Apps.
3. Please ensure the stylus has enough battery power when using.
4. All iPad IOS systems must be updated to iOS 12.2 or above.
5. It has better using experience if used with the tempered glass screen protector.
6. Touch the top of the stylus pen and begin to use it.
7. No pressure sensitivity, all lines are at the same thickness.
8. We don't recommend you use the pen while your iPad is charging, which may cause break & disconnect issues.

## How to charge



(FIG 1)



(FIG 2)



(FIG 3)

## Care and Maintenance

- **Keep Clean:** Wipe the tip and body with a soft, dry cloth to remove dust and debris.
- **Avoid Sharp Objects:** Do not use sharp objects on the tip to prevent damage.
- **Store Properly:** Store the stylus in a safe place to avoid physical damage.
- **Charge Regularly:** Recharge the battery regularly to ensure optimal performance.

## Troubleshooting



Issue	Possible Cause	Solution
<b>Pen not responding</b>	A battery may be dead or not charged	Charge the pen using the provided USB Type C cable.
<b>Inconsistent performance</b>	The tip may be worn out or dirty	Clean the tip with a soft cloth or replace it with a spare tip.
<b>Cannot turn on/off</b>	Double-tap feature not working	Ensure the pen is charged; try double-tapping again.
<b>Unresponsive on certain apps</b>	The app may not support stylus input	Check app settings or update the app to the latest version.
<b>Charging issues</b>	The charging cable or port may be damaged	Inspect the cable and port for damage; try using a different cable or charger.
<b>LED indicators not working</b>	The battery may be fully charged or defective	Ensure the pen is properly connected to the charger; if the issue persists, contact support.
<b>Unrecognized by device</b>	The device may not be compatible or require reboot	Restart the device and ensure it supports capacitive touch input.

## Pros and Cons

### Pros:

- Affordable alternative to the Apple Pencil
- Quick charging and long battery life
- Comfortable and responsive for writing and drawing

### Cons:

- May not be compatible with older iPad models
- Automatic sleep mode can be inconvenient
- Limited functionality compared to premium styluses

## Contact Information

For support or inquiries, you can reach JAMJAKE at:

- Email: [support@jamjake.com](mailto:support@jamjake.com)
- Website: [jamjake.com](https://jamjake.com)

## Warranty

### Seller Warranty Policy

If you have any questions during use, please feel free to contact us!

1. 30-day money-back guarantee for any reason You may return your product within 30 days of purchase to receive a FULL REFUND for any reason.

2. 18 months of manufacturer's technical support If your shipment has been damaged or you're having issues with the product, please send us an email with your order number. Our customer team will help you out ASAP.
3. 24-hour online Customer Service There are 4 easy ways to CONTACT us:
  - Email: [jamservice@jamjake.com](mailto:jamservice@jamjake.com)
  - the official website: [www.jamjake.com](http://www.jamjake.com)
  - Go to the Amazon Order page "Your orders" - "sold by" - "Contact Seller".
4. Reaching out through Amazon messenger here:
  - Log onto your Amazon account
  - Go to your order page
  - Click the "Sold by JAMJAKE" button
  - Click "ASK A QUESTION"

## FAQs

What is the JAMJAKE ID718 Stylus Pen designed for?

The JAMJAKE ID718 Stylus Pen is designed for precise writing, drawing, and note-taking on touchscreen devices, particularly iPads.

How do you charge the JAMJAKE ID718 Stylus Pen?

The JAMJAKE ID718 Stylus Pen charges via a Type C port, and it comes with a USB Type C cable for easy charging.

What is the battery life of the JAMJAKE ID718 Stylus Pen?

The JAMJAKE ID718 Stylus Pen offers up to 8 hours of usage on a full charge.

How does the JAMJAKE ID718 Stylus Pen turn on and off?

The JAMJAKE ID718 Stylus Pen features a double-tap function on the top of the pen to turn it on or off.

What materials are used in the construction of the JAMJAKE ID718 Stylus Pen?

The JAMJAKE ID718 Stylus Pen is made of durable rubber and features an aluminum alloy body for

added durability.

How long does it take to charge the JAMJAKE ID718 Stylus Pen?

It takes approximately 1-2 hours to fully charge the JAMJAKE ID718 Stylus Pen.

Is the JAMJAKE ID718 Stylus Pen compatible with older iPad models?

The JAMJAKE ID718 Stylus Pen is compatible with iPad models from the 6th to the 10th generation, iPad Air 3rd-5th generation, iPad Pro 11 inches, and iPad Mini 5th-6th generation.

What should I do if the JAMJAKE ID718 Stylus Pen is not responding?

If the JAMJAKE ID718 Stylus Pen is not responding, check if the battery is charged, clean the tip, and ensure it is being used on a compatible touch screen.

How do you clean the JAMJAKE ID718 Stylus Pen?

To clean the JAMJAKE ID718 Stylus Pen, wipe it with a soft, dry cloth, and gently clean the tip with a damp cloth if necessary.

What is the weight of the JAMJAKE ID718 Stylus Pen?


The JAMJAKE ID718 Stylus Pen weighs approximately 75 grams (2.65 ounces).

Can the JAMJAKE ID718 Stylus Pen be used with devices other than iPads?

While the JAMJAKE ID718 Stylus Pen is primarily designed for iPads, it is compatible with other capacitive touchscreen devices as well.



00:00



00:00



[Download this Manual: JAMAKE Up 718 Stylus Pen Use Manual 18-Stylus-Pen-1.mp4](#)

## References

- [User Manual](#)

[Manuals+](#), [Privacy Policy](#)

This website is an independent publication and is neither affiliated with nor endorsed by any of the trademark owners. The "Bluetooth®" word mark and logos are registered trademarks owned by Bluetooth SIG, Inc. The "Wi-Fi®" word mark and logos are registered trademarks owned by the Wi-Fi Alliance. Any use of these marks on this website does not imply any affiliation with or endorsement.