


JAI
PRODUCTS
HomeBud
Creating
Automation



JAI PRODUCTS HomeBud Creating Automation User Guide


[Home](#) » [JAI PRODUCTS](#) » JAI PRODUCTS HomeBud Creating Automation User Guide 

Contents

- [1 JAI PRODUCTS HomeBud Creating Automation](#)
- [2 Overview](#)
- [3 Steps to Create Automation](#)
- [4 Specifications](#)
- [5 FAQ](#)
- [6 Documents / Resources](#)
 - [6.1 References](#)



JAI PRODUCTS HomeBud Creating Automation

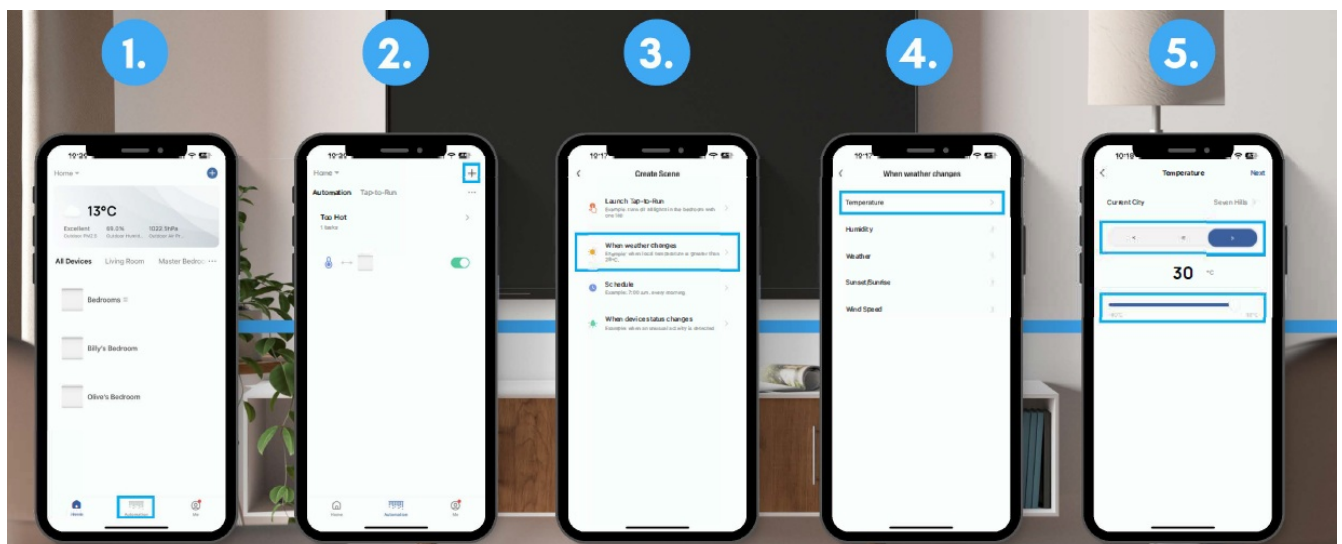


Overview

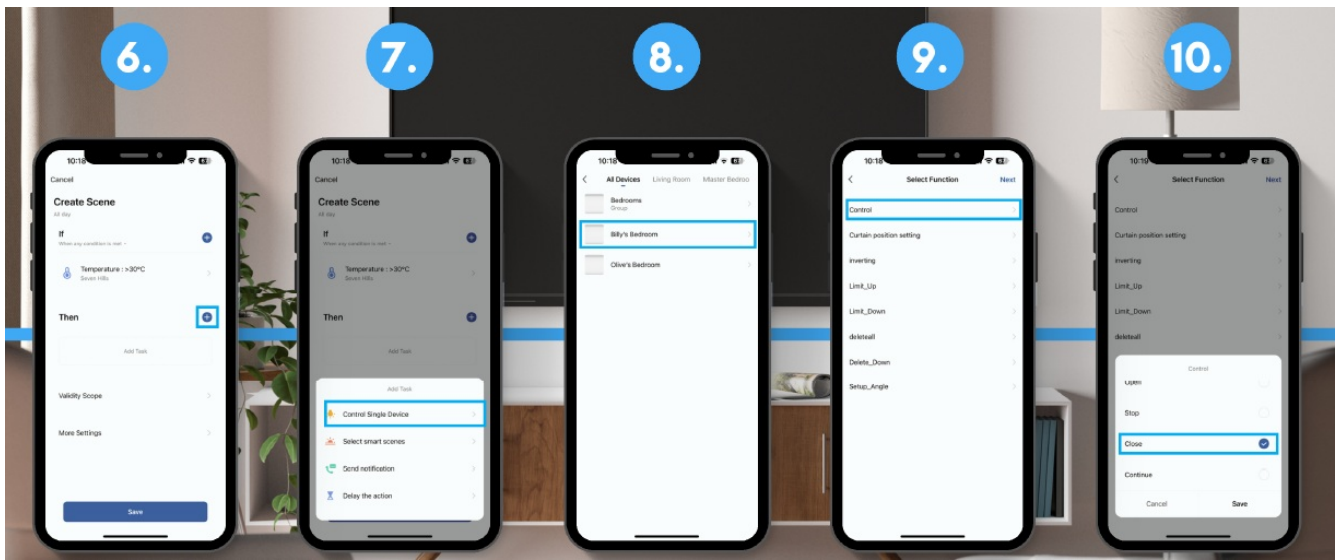
This guide provides a step-by-step process for setting up automation using a smart home application. Follow the instructions below to create a seamless automated environment in your home.

Steps to Create Automation

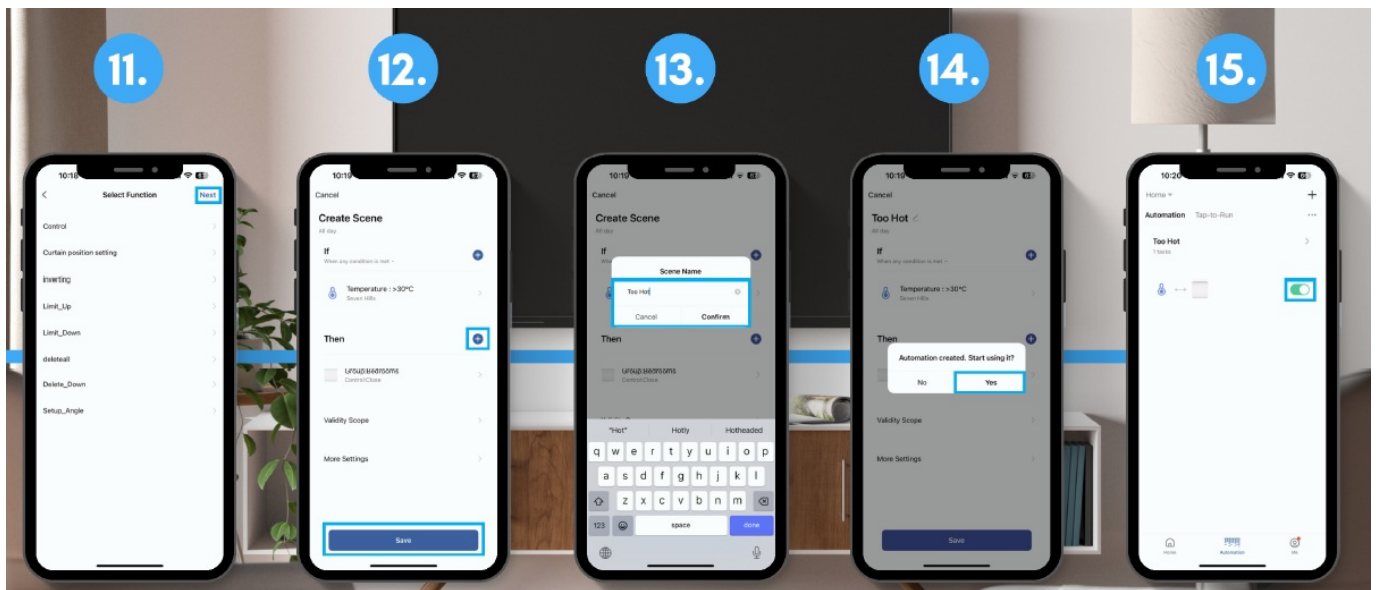
1. Click on automation tab
2. Click the + button in the top right corner
3. Click on When weather changes
4. Click on Temperature
5. Select above, below or equal to. Then select specific temperature



6. Click the plus sign next to then
7. Click on Control Single Device
8. Click on the device or group
9. Click on Control
10. Select the action you want the device to take



11. Click on Next
12. Once you have added all the devices, click save To add additional devices to the same programming, click the + button
13. Name the automation
14. Click Yes
15. To turn automation on/ off



Specifications

Feature	Description
Temperature Control	Automate actions based on specific temperature conditions.
Device Control	Manage individual or grouped devices through automation.
Weather Triggers	Initiate actions based on weather changes like temperature, humidity, etc.

FAQ

How do I edit an existing automation?

Go to the “Automation” tab, select the automation you want to edit, and make the necessary changes.

Can I add multiple conditions to one automation?A

Yes, you can add multiple conditions by clicking the “+” button next to the “If” section.

What devices are compatible with this automation?

Check the manufacturer’s website for a list of compatible devices.

Documents / Resources



[JAI PRODUCTS HomeBud Creating Automation](#) [pdf] User Guide
HomeBud Creating Automation, Creating Automation, Automation

References

- [User Manual](#)

Manuals+. Privacy Policy

This website is an independent publication and is neither affiliated with nor endorsed by any of the trademark owners. The "Bluetooth®" word mark and logos are registered trademarks owned by Bluetooth SIG, Inc. The "Wi-Fi®" word mark and logos are registered trademarks owned by the Wi-Fi Alliance. Any use of these marks on this website does not imply any affiliation with or endorsement.