



J5create JVA02 Live Capture Adapter User Manual

[Home](#) » [j5Create](#) » J5create JVA02 Live Capture Adapter User Manual 

Contents

- [1 J5create JVA02 Live Capture Adapter](#)
- [2 Product Information](#)
- [3 Product Usage Instructions](#)
- [4 Inside the box](#)
- [5 Connection](#)
- [6 Software recommended](#)
- [7 System requirements](#)
- [8 Phone](#)
- [9 Q&A](#)
- [10 FCC Information](#)
- [11 LIMITED WARRANTY](#)
- [12 TECHNICAL SUPPORT](#)
- [13 Documents / Resources](#)
 - [13.1 References](#)
- [14 Related Posts](#)



J5create JVA02 Live Capture Adapter



Product Information

• Live Capture Adapter

- The Live Capture Adapter is a versatile device that allows you to connect an HDMI source to your PC or Android device via USB-C.
- It supports USB 3.0 A to C for PC connection and USB 2.0 C to C for Android connection. The adapter also features a cold shoe mount for attaching accessories.

• Key Features:

- HDMITM to USB-CTM with Power Delivery
- Supports USBTM 3.0 A to C for PC
- Supports USBTM 2.0 C to C for Android
- Cold shoe mount for accessories
- Mic Mix HDMI

• Specifications

- **Available USB-CTM** 2.0 port
- **Compatible with Android** 7.0 and higher
- **CPU:** Core 2 GHz & above
- **RAM:** 2 GB memory or higher (4 GB is recommended) USBTM PD 2.0 compatible for upstream charging

Product Usage Instructions

• For PC Connection:

- Connect the Live Capture Adapter to your PC using the USBTM 3.0 A to C cable.
- If you want to attach any accessories, use the cold shoe mount.
- Connect the HDMI source to the HDMITM IN port on the adapter.
- If you want to mix audio from the HDMI source, use the Mic Mix HDMI feature.

• For Android Connection:

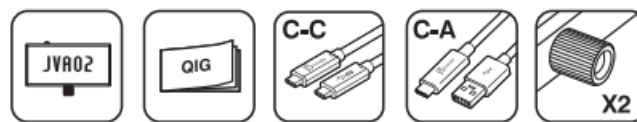
- Connect the Live Capture Adapter to your Android device using the USBTM 2.0 C to C cable.
- If you want to attach any accessories, use the cold shoe mount.
- Connect the HDMI source to the HDMITM IN port on the adapter.

- If you want to mix audio from the HDMI source, use the Mic Mix HDMI feature.

• Frequently Asked Questions (FAQ)

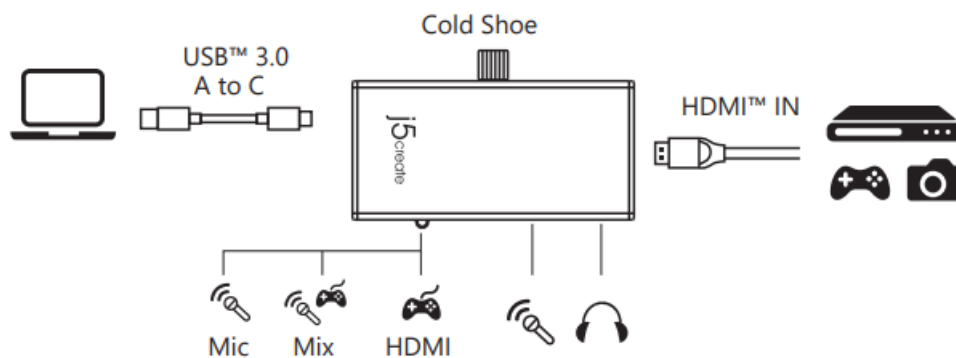
- **Q.** Why isn't the captured sound synchronized with the sound on the headset?
- **A:** The sound on the headset is in real-time, but the captured sound must be transferred to the computer via USBTM and played again.
- **Q.** The power source is plugged into the power connector, why isn't my smartphone/computer charging?
- **A:** Please confirm that the C-to-C cable is used to connect the smartphone/computer to the JVA02. Also, check to see if your smartphone/computer supports the PD function.
- **Q.** Why did the video stop when the HDMITM resolution was changed?
- **A:** When the HDMI resolution is changed, the JVA02 has to re-link the USBTM connection to report the new resolution. You can restart the capture software or reconnect the JVA02 and set up new resolutions within the software.
- **Q.** Why is the image incorrect when I use my smartphone to capture an HDMITM screen?
- **A:** The smartphone may not be connected properly. Please confirm that the USBTM 2.0 C-to-C cable is used to connect the smartphone to the JVA02.

Inside the box

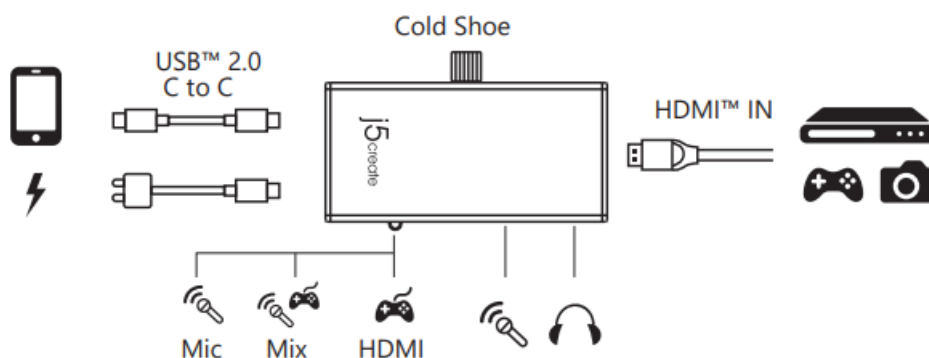


Connection

For PC



For Android



Software recommended

- **Windows®** : OBS™, XSplit® Broadcaster
- **Mac®**: OBS™, QuickTime®
- **Android™** : CameraFi™

System requirements

- Computer
- Windows® 10 / 8.1 / 7
- macOS® X 10.10 or later
- **CPU**: Intel® Core™ i5 Gen 4, 3 GHz & above
- **CPU**: Intel® Core™ i7 Gen 4 & above
- **RAM**: 4 GB memory or higher (8 GB is recommended)
- Driver installation is required on Windows® 7 ;
- Download on the “Drivers” page of www.j5create.com.

Phone

- Available USB-C™ 2.0 port
- Compatible with Android 7.0 and higher
- **CPU**: Core 2 GHz & above
- **RAM**: 2 GB memory or higher (4 GB is recommended)
- USB™ PD 2.0 compatible for upstream charging

Q&A

- **Q.** Why isn't the captured sound synchronized with the sound on the headset?
- **A:** The sound on the headset is in real-time, but the captured sound must be transferred to the computer via USB™ and played again.
- **Q.** The power source is plugged into the power connector, why isn't my smartphone/computer charging?
- **A:** Please confirm that the C-to-C cable is used to connect the smartphone/computer to the JVA02. Also, check to see if your smartphone/computer supports the PD function.
- **Q.** Why did the video stop when the HDMI™ resolution was changed?
- **A:** When the HDMI resolution is changed, the JVA02 has to re-link the USB™ connection to report the new resolution. You can restart the capture software or reconnect the JVA02 and set up new resolutions within the software.
- **Q.** Why is the image incorrect when I use my smartphone to capture an HDMI™ screen?
- **A:** The smartphone may not be connected properly. Please confirm that the USB™ 2.0 C-to-C cable is used to connect the smartphone to the JVA02.

FCC Information

This equipment has been tested and found to comply with the limits for a Class B digital device, under part 15 of

the FCC Rules. These limits are designed to provide reasonable protection against harmful interference in a residential installation. This equipment generates, uses, and can radiate radio frequency energy and, if not installed and used by the instructions, may cause harmful interference to radio communications. However, there is no guarantee that interference will not occur in a particular installation. If this equipment does cause harmful interference to radio or television reception, which can be determined by turning the equipment off and on, the user is encouraged to try to correct the interference by one or more of the following measures:

- Reorient or relocate the receiving antenna.
- Increase the separation between the equipment and the receiver.
- Connect the equipment to an outlet on a circuit different from that to which the receiver is connected.
- Consult the dealer or an experienced radio/TV technician for help.

This device complies with part 15 of the FCC Rules.

Operation is subject to the following two conditions:

1. This device may not cause harmful interference, and
2. this device must accept any interference received, including interference that may cause undesired operation.

Changes or modifications not expressly approved by the party responsible for compliance could void the user's authority to operate this device.

LIMITED WARRANTY

j5create offers a limited 2-year warranty. The user's wear & tear damage is not included. The user shall call or email j5create customer service with the defect information of the product and obtain a return authorization number. Users are responsible for one-way return freight cost and we will take care of one-way freight back. To obtain a return authorization number, users should have the following information handy when calling or emailing the service team:

1. a copy of the original purchase invoice to verify your warranty
2. a product serial number
3. a description of the problem
4. customer's name, address, and telephone number

j5create does not warrant that the operation of the product will be uninterrupted or error-free. j5create is not responsible for damage arising from failure to follow instructions relating to the product's use.

This warranty does not apply to:

- **(a)** consumable parts, unless damage has occurred due to a defect in materials or workmanship;
- **(b)** cosmetic damage, including but not limited to scratches, dents, and broken plastic on ports;
- **(c)** damage caused by use of non-j5create products;
- **(d)** damage caused by natural disasters;
- **(e)** damage caused by human misuse (loss, accident, abuse, misuse, or other external causes);
- **(f)** damage caused by operating the product outside the permitted or intended uses described by j5create;
- **(g)** damage caused by service (including upgrades and expansions) performed by anyone who is not a representative of j5create or a j5create Authorized Service Provider;
- **(h)** a product or part that has been modified to alter functionality or capability without the written permission of j5create; or

- (i) if any j5create serial number on the product has been removed or defaced. If such a situation occurs, j5create will calculate the cost of materials and repair for your reference. This warranty is given by j5create instead of any other warranties expressed or implied.

LIMITATION OF WARRANTY

THIS WARRANTY GIVES YOU SPECIFIC LEGAL RIGHTS, AND YOU MAY HAVE OTHER RIGHTS THAT VARIES FROM STATE TO STATE (OR BY COUNTRY OR PROVINCE). OTHER THAN AS PERMITTED BY LAW, J5CREATE DOES NOT EXCLUDE, LIMIT, OR SUSPEND OTHER RIGHTS YOU MAY HAVE, INCLUDING THOSE THAT MAY ARISE FROM THE NONCONFORMITY OF A SALES CONTRACT. FOR A FULL UNDERSTANDING OF YOUR RIGHTS YOU SHOULD CONSULT THE LAWS OF YOUR COUNTRY, PROVINCE, OR STATE. TO THE EXTENT NOT PROHIBITED BY LAW IN YOUR STATE, PROVINCE, JURISDICTION OR COUNTRY, THIS WARRANTY AND THE REMEDIES SET FORTH ARE EXCLUSIVE AND INSTEAD OF ALL OTHER WARRANTIES, REMEDIES AND CONDITIONS, WHETHER ORAL, WRITTEN, STATUTORY, EXPRESS OR IMPLIED. J5CREATE'S RESPONSIBILITY FOR MALFUNCTIONS AND DEFECTS IN HARDWARE AND/OR SOFTWARE IS LIMITED TO REPAIR OR REPLACEMENT AS OUTLINED IN THIS WARRANTY. J5CREATE'S LIABILITY DOES NOT EXTEND BEYOND THE REMEDIES PROVIDED FOR IN THIS LIMITED WARRANTY, AND J5CREATE DOES NOT ACCEPT LIABILITY FOR CONSEQUENTIAL OR INCIDENTAL DAMAGES, FOR THIRD-PARTY CLAIMS AGAINST YOU FOR DAMAGES, FOR PRODUCTS NOT BEING AVAILABLE FOR USE, OR FOR LOST OR DAMAGED DATA OR SOFTWARE. J5CREATE DOES NOT WARRANT THAT THE OPERATION OF ANY J5CREATE PRODUCT WILL BE UNINTERRUPTED OR ERROR-FREE. J5CREATE'S LIABILITY IN ANY SITUATION WILL BE NO MORE THAN THE AMOUNT YOU PAID FOR THE SPECIFIC PRODUCT THAT IS THE SUBJECT OF A CLAIM. THIS IS THE MAXIMUM AMOUNT FOR WHICH WE ARE RESPONSIBLE. EXCEPT FOR THE EXPRESS WARRANTIES CONTAINED IN THIS WARRANTY AND TO THE EXTENT NOT PROHIBITED BY LAW, J5CREATE DISCLAIMS ALL OTHER WARRANTIES AND CONDITIONS, EXPRESS OR IMPLIED, STATUTORY OR OTHERWISE, INCLUDING WITHOUT LIMITATION, WARRANTIES OF MERCHANTABILITY, MERCHANTABLE QUALITY, AND FITNESS FOR A PARTICULAR PURPOSE AND WARRANTIES AND CONDITIONS AGAINST HIDDEN OR LATENT DEFECTS.

SOME STATES, PROVINCES, JURISDICTIONS, OR COUNTRIES DO NOT ALLOW DISCLAIMERS OF IMPLIED WARRANTIES AND CONDITIONS, SO THIS DISCLAIMER MAY NOT APPLY TO YOU. TO THE EXTENT SUCH WARRANTIES AND CONDITIONS CANNOT BE DISCLAIMED UNDER THE LAWS OF THE UNITED STATES, CANADA (AND ITS PROVINCES) OR OTHERWISE, J5CREATE LIMITS THE DURATION AND REMEDIES OF SUCH WARRANTIES AND CONDITIONS TO THE DURATION OF THIS EXPRESS LIMITED WARRANTY AND, AT J5CREATE'S OPTION, REPAIR OR REPLACEMENT SERVICES. SOME STATES, PROVINCES, JURISDICTIONS, OR COUNTRIES MAY NOT ALLOW LIMITATIONS ON HOW LONG AN IMPLIED WARRANTY OR CONDITION MAY LAST, SO THE LIMITATION DESCRIBED ABOVE MAY NOT APPLY TO YOU. NO WARRANTIES OR CONDITIONS, WHETHER EXPRESS OR IMPLIED, WILL APPLY AFTER THE LIMITED WARRANTY PERIOD HAS EXPIRED. SOME STATES, PROVINCES, JURISDICTIONS, OR COUNTRIES DO NOT ALLOW LIMITATIONS ON HOW LONG AN IMPLIED WARRANTY OR CONDITION LASTS, SO THIS LIMITATION MAY NOT APPLY TO YOU. WARRANTY SUPPORT ONLY APPLIES WHEN THE COVERED PRODUCT IS LOCATED WITHIN THE COUNTRY IN WHICH J5CREATE ORIGINALLY SOLD THE SYSTEM, AS REFLECTED IN J5CREATE'S RECORDS. IF YOU NEED SUPPORT FOR THE PRODUCT OUTSIDE OF THE COUNTRY OF ORIGIN (FOR EXAMPLE, WHILE TRAVELING, OR IF THE SYSTEM HAS BEEN RELOCATED TO A NEW COUNTRY), THEN J5CREATE MAY OFFER YOU OTHER SUPPORT OPTIONS FOR AN ADDITIONAL CHARGE.

For more information please visit our website at <http://www.j5create.com>. Copyright© 2022 j5create. All rights reserved. All trade names are registered trademarks of their respective owners. Features and specifications are subject to change without notice. The product may not be exactly as shown in the diagrams. Android is a trademark of Google LLC, its affiliates, or its respective owners, registered or used in many jurisdictions worldwide. Windows and Xbox are trademarks of Microsoft Corp., its affiliates, or its respective owners, registered or used in many jurisdictions worldwide. Mac and macOS are trademarks of Apple Inc., its affiliates, or its respective owners, registered or used in many jurisdictions worldwide. HDMI is a trademark of HDMI Licensing Administrator, Inc., its affiliates, or its respective owners, registered or used in many jurisdictions worldwide. USB-C and USB are trademarks of USB Implementers Forum, Inc., its affiliates, or its respective owners, registered or

used in many jurisdictions worldwide. Intel and Core are trademarks of Intel Corporation, its affiliates, or its respective owners, registered or used in many jurisdictions worldwide.

PlayStation is a trademark of Sony Corporation, its affiliates, or its respective owners, registered or used in many jurisdictions worldwide. Nintendo is a trademark of Nintendo of America, Inc., its affiliates or its respective owners, registered or used in many jurisdictions worldwide. OBS is a trademark of Wizards of OBS, LLC., its affiliates, or its respective owners, registered or used in many jurisdictions worldwide. Other trademarks and trade names may be used in this document to refer to either the entities claiming the marks and/or names or their products and are the property of their respective owners. All company, product, and service names used are for identification purposes only. Use of these names, logos, and brands does not imply endorsement. We disclaim any interest in the marks of others.


STOP

If you have any problems with this product please contact our technical support team for assistance.

TECHNICAL SUPPORT

- **Customer Service:** 888-988-0488
 - **Technical Support:** 888-689-4088
 - **Email:** service@j5create.com.
-

Documents / Resources

	<p>J5create JVA02 Live Capture Adapter [pdf] User Manual JVA02 Live Capture Adapter, JVA02, Live Capture Adapter, Capture Adapter, Adapter</p>
---	---

References

- [User Manual](#)