



j5create JVA01 Video Capture Card with PD 60W Pass Through Charging Built-in Multi-Function hub Installation Guide

[Home](#) » [j5Create](#) » j5create JVA01 Video Capture Card with PD 60W Pass Through Charging Built-in Multi-Function hub Installation Guide 

Contents

- [1 j5create JVA01 Video Capture Card with PD 60W Pass Through Charging Built-in Multi-Function hub](#)
- [2 Product Information](#)
- [3 Product Usage Instructions](#)
- [4 Connection](#)
- [5 Features](#)
- [6 System requirements](#)
- [7 TECHNICAL SUPPORT](#)
- [8 FCC Information](#)
- [9 LIMITED WARRANTY](#)
- [10 Documents / Resources](#)
 - [10.1 References](#)
- [11 Related Posts](#)



j5create JVA01 Video Capture Card with PD 60W Pass Through Charging Built-in Multi-Function hub



Product Information

The Video Capture USBTM Hub is a versatile device designed to function as both a USB hub and a video capture device. It offers the following features:

- 1080p video capture with ultra-low latency
- 60W pass-through charging allows mobile devices to stream without interruption
- Its small size makes it a great tool for field production
- Easily add a 4K HDMITM display
- 2 x SuperSpeed USBTM 5Gbps ports to connect additional peripherals
- A 3.5 mm audio jack allows you to connect headphones or speakers
- No driver installation required

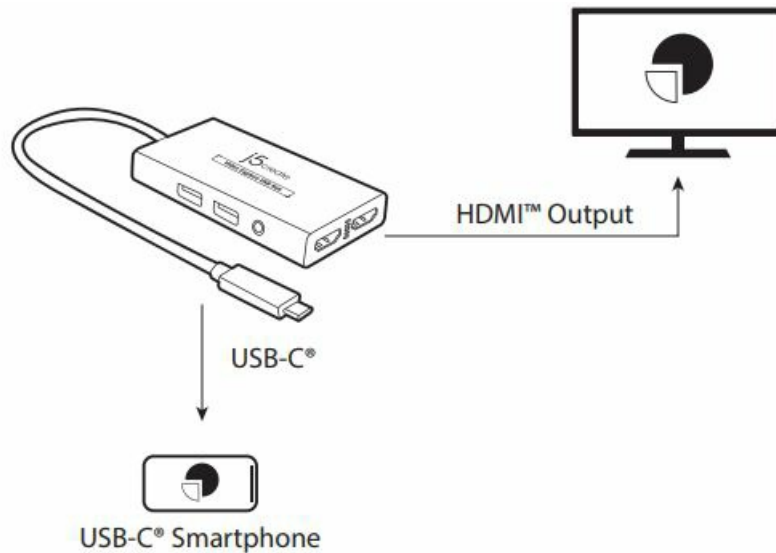
Product Usage Instructions

1. Connect the Video Capture USBTM Hub to your computer or laptop via the USB port.
2. If you want to capture video, connect the video source (e.g., camera, gaming console) to the HDMITM Input port on the hub using an HDMI cable.
3. If you want to stream audio, connect a microphone or other audio source to the Audio In port on the hub.
4. If you want to connect additional peripherals, such as USB devices or external storage, use the SuperSpeed USBTM ports on the hub.

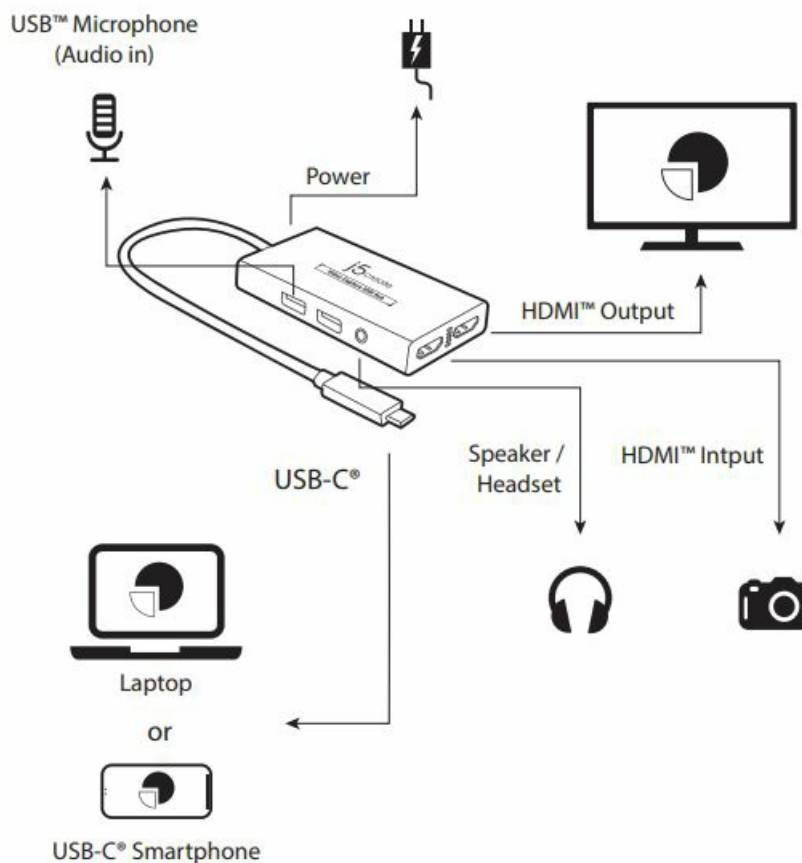
5. If you want to connect headphones or speakers, use the 3.5 mm audio jack on the hub.
6. If you want to display video on a 4K HDMI™ display, connect the display to the HDMI™ Output port on the hub using an HDMI cable.
7. If you experience any issues with the product, please contact our technical support team for assistance. You can reach us at 888-988-0488 or send an email to service@j5create.com.

Connection

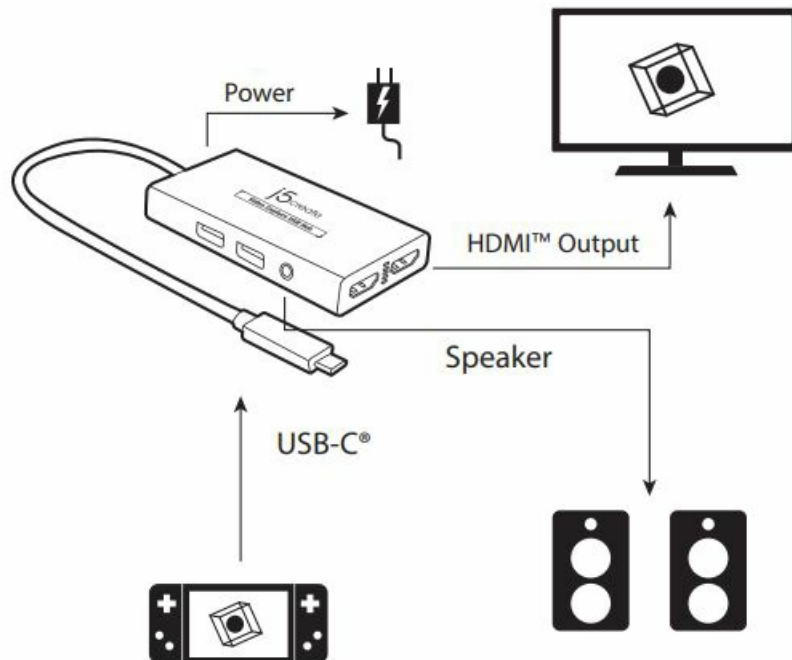
• USB-C® Display



• Live Streaming Workstation



• Portable Dock for USB-C® Game Consoles



Features

- A unique USB-C® hub with a video capture function, perfect for mobile live streaming from your phone or laptop
- 1080p video capture with ultra-low latency
- 60W pass-through charging allows mobile devices to stream without interruption
- Its small size makes it a great tool for field production
- Easily add a 4K HDMI™ display
- 2 x SuperSpeed USB™ 5Gbps ports to connect additional peripherals
- A 3.5 mm audio jack allows you to connect headphones or speakers
- No driver installation required

System requirements

- Available USB-C® 3.2 port that supports Power Delivery and DisplayPort™ Alt Mode
- Windows® 10 / 11
- macOS® X 10.10 or later with UVC support
- Chrome OS™ with UVC support
- Android™ 7 and higher

TECHNICAL SUPPORT

- **Customer Service:** 888-988-0488
- **Technical Support:** 888-689-4088
- **Email:** service@j5create.com.

STOP! If you have any problems with this product please contact our technical support team for assistance.

FCC Information

This equipment has been tested and found to comply with the limits for a Class B digital device, pursuant to part 15 of the FCC Rules. These limits are designed to provide reasonable protection against harmful interference in a residential installation. This equipment generates, uses, and can radiate radio frequency energy and, if not installed and used in accordance with the instructions, may cause harmful interference to radio communications. However, there is no guarantee that interference will not occur in a particular installation. If this equipment does cause harmful interference to radio or television reception, which can be determined by turning the equipment off and on, the user is encouraged to try to correct the interference by one or more of the following measures:

- Reorient or relocate the receiving antenna.
- Increase the separation between the equipment and the receiver.
- Connect the equipment to an outlet on a circuit different from that to which the receiver is connected.
- Consult the dealer or an experienced radio/TV technician for help.

This device complies with part 15 of the FCC Rules.

Operation is subject to the following two conditions:

1. This device may not cause harmful interference, and
2. this device must accept any interference received, including interference that may cause undesired operation.

Changes or modifications not expressly approved by the party responsible for compliance could void the user's authority to operate this device.

LIMITED WARRANTY

j5create offers a limited 2-year warranty. The user's wear & tear damage is not included. The user shall call or email j5create customer service with the defect information of the product and obtain a return authorization number. Users are responsible for one-way return freight cost and we will take care of one-way freight back. In order to obtain a return authorization number, users should have the following information handy when calling or emailing the service team:

1. a copy of the original purchase invoice to verify your warranty
2. a product serial number
3. a description of the problem
4. customer's name, address, and telephone number

j5create does not warrant that the operation of the product will be uninterrupted or error-free. j5create is not responsible for damage arising from failure to follow instructions relating to the product's use.

This warranty does not apply to:

- **(a)** consumable parts, unless damage has occurred due to a defect in materials or workmanship;
- **(b)** cosmetic damage, including but not limited to scratches, dents, and broken plastic on ports;
- **(c)** damage caused by the use of non-j5create products;
- **(d)** damage caused by natural disasters;
- **(e)** damage caused by human misuse (loss, accident, abuse, misuse, or other external causes);
- **(f)** damage caused by operating the product outside the permitted or intended uses described by j5create;
- **(g)** damage caused by service (including upgrades and expansions) performed by anyone who is not a

representative of j5create or a j5create Authorized Service Provider;

- (h) a product or part that has been modified to alter functionality or capability without the written permission of j5create; or
- (i) if any j5create serial number on the product has been removed or defaced.

If such a situation occurs, j5create will calculate the cost of materials and repair for your reference. This warranty is given by j5create in lieu of any other warranties expressed or implied.

LIMITATION OF WARRANTY


- THIS WARRANTY GIVES YOU SPECIFIC LEGAL RIGHTS, AND YOU MAY HAVE OTHER RIGHTS THAT VARY FROM STATE TO STATE (OR BY COUNTRY OR PROVINCE). OTHER THAN AS PERMITTED BY LAW, J5CREATE DOES NOT EXCLUDE,
- LIMIT, OR SUSPEND OTHER RIGHTS YOU MAY HAVE, INCLUDING THOSE THAT MAY ARISE FROM THE NONCONFORMITY OF A SALES CONTRACT. FOR A FULL UNDERSTANDING OF YOUR RIGHTS YOU SHOULD CONSULT THE LAWS OF
- YOUR COUNTRY, PROVINCE, OR STATE. TO THE EXTENT NOT PROHIBITED BY LAW IN YOUR STATE, PROVINCE, JURISDICTION, OR COUNTRY, THIS WARRANTY AND THE REMEDIES SET FORTH ARE EXCLUSIVE AND IN LIEU OF ALL OTHER WARRANTIES, REMEDIES AND CONDITIONS, WHETHER ORAL, WRITTEN, STATUTORY, EXPRESS OR IMPLIED.
- J5CREATE'S RESPONSIBILITY FOR MALFUNCTIONS AND DEFECTS IN HARDWARE AND/OR SOFTWARE IS LIMITED TO REPAIR OR REPLACEMENT AS SET FORTH IN THIS WARRANTY.
- J5CREATE'S LIABILITY DOES NOT EXTEND BEYOND THE REMEDIES PROVIDED FOR IN THIS LIMITED WARRANTY, AND J5CREATE DOES NOT ACCEPT LIABILITY FOR CONSEQUENTIAL OR INCIDENTAL DAMAGES, FOR THIRD-PARTY
- CLAIMS AGAINST YOU FOR DAMAGES, FOR PRODUCTS NOT BEING AVAILABLE FOR USE, OR FOR LOST OR DAMAGED DATA OR SOFTWARE. J5CREATE DOES NOT WARRANT THAT THE OPERATION OF ANY J5CREATE PRODUCT WILL BE UNINTERRUPTED OR ERROR-FREE.
- J5CREATE'S LIABILITY IN ANY SITUATION WILL BE NO MORE THAN THE AMOUNT YOU PAID FOR THE SPECIFIC PRODUCT THAT IS THE SUBJECT OF A CLAIM. THIS IS THE MAXIMUM AMOUNT FOR WHICH WE ARE RESPONSIBLE.
- EXCEPT FOR THE EXPRESS WARRANTIES CONTAINED IN THIS WARRANTY AND TO THE EXTENT NOT PROHIBITED BY LAW, J5CREATE DISCLAIMS ALL OTHER WARRANTIES AND CONDITIONS, EXPRESS OR IMPLIED, STATUTORY OR
- OTHERWISE, INCLUDING WITHOUT LIMITATION, WARRANTIES OF MERCHANTABILITY, MERCHANTABILITY, AND FITNESS FOR A PARTICULAR PURPOSE, AND WARRANTIES AND CONDITIONS AGAINST HIDDEN OR LATENT
- DEFECTS. SOME STATES, PROVINCES, JURISDICTIONS, OR COUNTRIES DO NOT ALLOW DISCLAIMERS OF IMPLIED WARRANTIES AND CONDITIONS, SO THIS DISCLAIMER MAY NOT APPLY TO YOU.
- TO THE EXTENT SUCH WARRANTIES AND CONDITIONS CAN NOT BE DISCLAIMED UNDER THE LAWS OF THE UNITED STATES, CANADA (AND ITS PROVINCES) OR OTHERWISE, J5CREATE LIMITS THE DURATION AND REMEDIES OF
- SUCH WARRANTIES AND CONDITIONS TO THE DURATION OF THIS EXPRESS LIMITED WARRANTY

AND, AT J5CREATE'S OPTION, REPAIR OR REPLACEMENT SERVICES. SOME STATES, PROVINCES, JURISDICTIONS, OR COUNTRIES MAY

- NOT ALLOW LIMITATIONS ON HOW LONG AN IMPLIED WARRANTY OR CONDITION MAY LAST, SO THE LIMITATION DESCRIBED ABOVE MAY NOT APPLY TO YOU.
- NO WARRANTIES OR CONDITIONS, WHETHER EXPRESS OR IMPLIED, WILL APPLY AFTER THE LIMITED WARRANTY PERIOD HAS EXPIRED. SOME STATES, PROVINCES, JURISDICTIONS, OR COUNTRIES DO NOT ALLOW LIMITATIONS ON HOW LONG AN IMPLIED WARRANTY OR CONDITION LASTS, SO THIS LIMITATION MAY NOT APPLY TO YOU.
- WARRANTY SUPPORT ONLY APPLIES WHEN THE COVERED PRODUCT IS LOCATED WITHIN THE COUNTRY IN WHICH J5CREATE ORIGINALLY SOLD THE SYSTEM, AS REFLECTED IN J5CREATE'S RECORDS. IF YOU NEED SUPPORT FOR
- IF THE PRODUCT IS OUTSIDE OF THE COUNTRY OF ORIGIN (FOR EXAMPLE, WHILE TRAVELING, OR IF THE SYSTEM HAS BEEN RELOCATED TO A NEW COUNTRY), THEN J5CREATE MAY OFFER YOU OTHER SUPPORT OPTIONS FOR AN ADDITIONAL CHARGE.

For more information please visit our website at <http://www.j5create.com>. Copyright© 2022 j5create. All rights reserved. All trade names are registered trademarks of their respective owners. Features and specifications are subject to change without notice. The product may not be exactly as shown in the diagrams. HDMI is a trademark of HDMI Licensing Administrator, Inc., its affiliates, or its respective owners, registered or used in many jurisdictions worldwide. USB and USB-C are trademarks of USBImplementers Forum, Inc., its affiliates, or its respective owners, registered or used in many jurisdictions worldwide. Windows is a trademark of Microsoft Corp., its affiliates, or its respective owners, registered or used in many jurisdictions worldwide. macOS is a trademark of Apple Inc., its affiliates, or its respective owners, registered or used in many jurisdictions worldwide. Android and Chrome OS are trademarks of Google LLC, its affiliates, or its respective owners, registered or used in many jurisdictions worldwide. DisplayPort is a trademark of the Video Electronics Standards Association, its affiliates, or its respective owners, registered or used in many jurisdictions worldwide. Other trademarks and trade names may be used in this document to refer to either the entities claiming the marks and/or names or their products and are the property of their respective owners. All company, product, and service names used are for identification purposes only. Use of these names, logos, and brands does not imply endorsement. We disclaim any interest in the marks of others. Designed to function as a USB™ hub and as a video capture device

Documents / Resources

	<p>j5create JVA01 Video Capture Card with PD 60W Pass Through Charging Built-in Multi-Function hub [pdf] Installation Guide</p> <p>JVA01 Video Capture Card with PD 60W Pass Through Charging Built-in Multi Function hub, JV A01, Video Capture Card with PD 60W Pass Through Charging Built-in Multi Function hub, Through Charging Built-in Multi Function hub, Charging Built-in Multi Function hub, Multi Function hub, Function hub, hub</p>
---	--

References

- j5 [j5create International](#)
- [j5 – new-jp-j5create](#)
- [User Manual](#)

