



# j5create JCD552 USB C Dual 4K 60Hz Display Docking Station 12 In 1 Installation Guide

[Home](#) » [j5Create](#) » j5create JCD552 USB C Dual 4K 60Hz Display Docking Station 12 In 1 Installation Guide 

## Contents

- 1 [j5create JCD552 USB C Dual 4K 60Hz Display Docking Station 12 In 1](#)
- 2 [Product Information](#)
- 3 [Product Usage Instructions](#)
- 4 [Features](#)
- 5 [For MacBook Pro / MacBook Air](#)
- 6 [For compatible laptops with a single USB-C port](#)
- 7 [SSD Drive Installation](#)
- 8 [System Requirements](#)
- 9 [Special Notes](#)
- 10 [FCC Information](#)
- 11 [LIMITATION OF WARRANTY](#)
- 12 [TECHNICAL SUPPORT](#)
- 13 [Documents / Resources](#)
  - 13.1 [References](#)



**j5create JCD552 USB C Dual 4K 60Hz Display Docking Station 12 In 1**



## Product Information

The JCD552 and JCD552P are docking stations that offer various features:

- Security slot to prevent equipment theft
- Support for adding one 4K display via HDMI with a single Type-A connection
- SSD drive installation

## Product Usage Instructions

### SSD Drive Installation:

1. Open the lid of the docking station.
2. Insert the SSD into the appropriate slot.
3. Tighten the screws to secure the SSD in place.
4. Place the included thermal pad on top of the SSD.
5. Lock the lid of the docking station.

### System Requirements:

Please consult the manufacturer of your computer for more information about your device's compatibility with the docking station.

### Special Notes:

- A 4K-capable display is required to achieve a resolution of 3840 x 2160.
- If connected to a USB 3.0 (5 Gbps) / USB 2.0 port or if using a USB 3.0 (5 Gbps) / USB 2.0, the performance may be limited.

Note: The instructions are provided in multiple languages. Please refer to the appropriate section for instructions in your preferred language.

## Features

- Built-in M.2 NVMe® PCIe® SSD slot for high-performance storage
- Supports extended dual 4K displays (HDMI™ & DisplayPort™) on Intel® MacBook Pro® / MacBook Air®
- Three 10 Gbps USB™ 3.2 Gen 2 ports (1 USB-C® and 2 USB™ Type-A) to connect peripherals
- Supports up to 100W of Power Delivery, enabling you to charge your laptop with a USB-C® power adapter
- Security slot to prevent equipment theft
- One 4K display can be added via HDMI™ with a single USB-C® connection
- Detachable connectors work with Thunderbolt™ 3 and other USB-C® laptops with DP™ Alt Mode support

### For MacBook Pro / MacBook Air

Connect both USB-C® host cables to a compatible MacBook Pro®/ MacBook Air® for optimal performance.



### For compatible laptops with a single USB-C port

To ensure optimal capability and compatibility for laptops with a single USB-C® port, the 2nd USB-C® host cable must be connected to the 10 Gbps USB-C® Gen 2 port on the docking station. Only the HDMI™ port will be able to output to a display.



## SSD Drive Installation

Supports M.2 NVMe® M key (2230,2242,2260,2280) or M.2 SATA M+B key (2230,2242,2260,2280) SSD

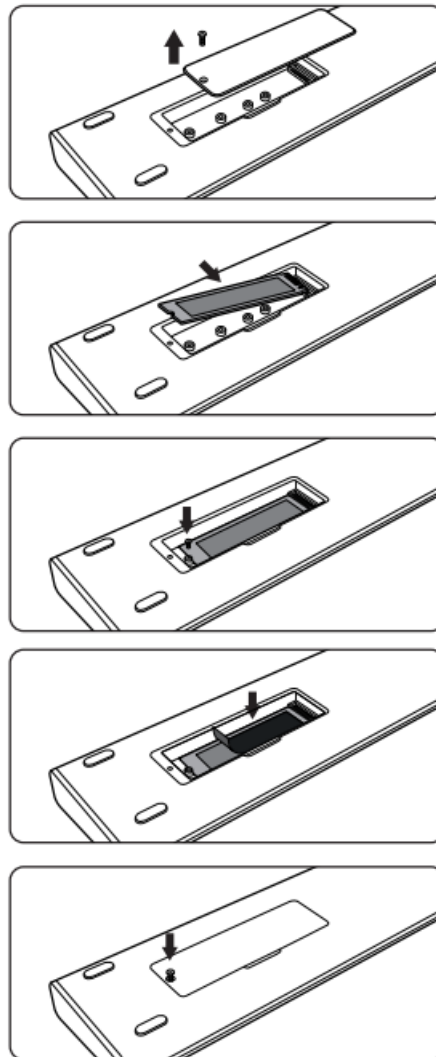
- **Step 1**  
Open the lid.
- **Step 2**  
Put in the SSD.
- **Step 3**  
Fasten the screws that secure the SSD.

- **Step 4**

Place the thermal pad (included) on the top of the

- **Step 5**

Lock the lid.



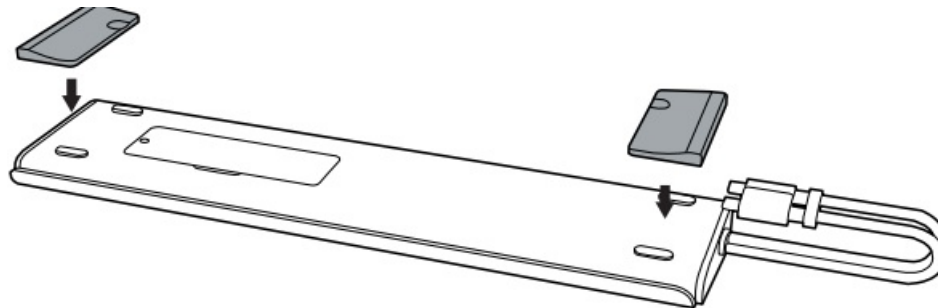
## System Requirements

- Available USB-C® port(s) that supports DisplayPort™ Alt Mode and USB™ Power Delivery 2.0 or 3.0
- Please refer to the manufacturer of your computer for more information about your device

## Special Notes

- To ensure optimal capability and compatibility for laptops with a single USB-C® port, the 2nd USB-C® host cable must be connected to the 10 Gbps USB-C® Gen 2 port on the docking station.
- A 4K-capable display is required for obtaining the 3840 x 2160 resolution
- If connected to a USB™ 3.0 (5 Gbps)/USB™ 2.0 port or if using a USB™ 3.0 (5 Gbps)/USB™ 2.0, performance may be limited.
- The dock can connect to a USB-C® port that doesn't support Power Delivery, but it will not pass power through the connected device
- M1 MacBook Pro® and MacBook Air® only support up to 1 external display. This single display limitation does not affect Intel® Mac®

- Two USB-C® connections provide higher M.2 transfer speeds compared to a single USB-C® connection
- We advise no more than one (1) bus-powered/portable external hard disk drive to be connected to the USB™ hub at a time. If you are using a high-powered USB™ device, attach a USB-C® power adapter to the power delivery port for optimal performance
- For laptops that have USB-C® ports located on the right side of the computer, rubber pads are provided that can be attached to the bottom of the JCD552 so you can flip it over and use the other side.



## FCC Information

This equipment has been tested and found to comply with the limits for a Class B digital device, pursuant to part 15 of the FCC Rules. These limits are designed to provide reasonable protection against harmful interference in a residential installation. This equipment generates, uses and can radiate radio frequency energy and, if not installed and used in accordance with the instructions, may cause harmful interference to radio communications. However, there is no guarantee that interference will not occur in a particular installation. If this equipment does cause harmful interference to radio or television reception, which can be determined by turning the equipment off and on, the user is encouraged to try to correct the interference by one or more of the following measures:

- Reorient or relocate the receiving antenna.
- Increase the separation between the equipment and receiver.
- Connect the equipment into an outlet on a circuit different from that to which the receiver is connected.
- Consult the dealer or an experienced radio/TV technician for help.

This device complies with part 15 of the FCC Rules. Operation is subject to the following two conditions: (1) This device may not cause harmful interference, and (2) this device must accept any interference received, including interference that may cause undesired operation.

Changes or modifications not expressly approved by the party responsible for compliance could void the user's authority to operate this device.

## LIMITED WARRANTY

j5create offers a limited 2-year warranty. User's wear & tear damage is not included. The user shall call or email j5create customer service with the defect information of the product and obtain a return authorization number. Users are responsible for one-way return freight cost and we will take care of one-way freight back. In order to obtain a return authorization number, users should have the following information handy when calling or emailing the service team:

1. a copy of the original purchase invoice to verify your warranty
2. a product serial number
3. a description of the problem
4. customer's name, address, and telephone number

j5create does not warrant that the operation of the product will be uninterrupted or error-free. j5create is not

responsible for damage arising from failure to follow instructions relating to the product's use. This warranty does not apply to: (a) consumable parts, unless damage has occurred due to a defect in materials or workmanship; (b) cosmetic damage, including but not limited to scratches, dents, and broken plastic on ports; (c) damage caused by use with non-j5create products; (d) damage caused by natural disasters; (e) damage caused by human misuse (lost, accident, abuse, misuse or other external causes); (f) damage caused by operating the product outside the permitted or intended uses described by j5create; (g) damage caused by service (including upgrades and expansions) performed by anyone who is not a representative of j5create or a j5create Authorized Service Provider; (h) a product or part that has been modified to alter functionality or capability without the written permission of j5create; or (i) if any j5create serial number on the product has been removed or defaced. If such a situation occurs, j5create will calculate the cost of materials and repair for your reference. This warranty is given by j5create in lieu of any other warranties expressed or implied.

## **LIMITATION OF WARRANTY**

THIS WARRANTY GIVES YOU SPECIFIC LEGAL RIGHTS, AND YOU MAY HAVE OTHER RIGHTS THAT VARY FROM STATE TO STATE (OR BY COUNTRY OR PROVINCE). OTHER THAN AS PERMITTED BY LAW, J5CREATE DOES NOT EXCLUDE, LIMIT OR SUSPEND OTHER RIGHTS YOU MAY HAVE, INCLUDING THOSE THAT MAY ARISE FROM THE NONCONFORMITY OF A SALES CONTRACT. FOR A FULL UNDERSTANDING OF YOUR RIGHTS YOU SHOULD CONSULT THE LAWS OF YOUR COUNTRY, PROVINCE OR STATE. TO THE EXTENT NOT PROHIBITED BY LAW IN YOUR STATE, PROVINCE, JURISDICTION OR COUNTRY, THIS WARRANTY AND THE REMEDIES SET FORTH ARE EXCLUSIVE AND IN LIEU OF ALL OTHER WARRANTIES, REMEDIES AND CONDITIONS, WHETHER ORAL, WRITTEN, STATUTORY, EXPRESS OR IMPLIED. J5CREATE'S RESPONSIBILITY FOR MALFUNCTIONS AND DEFECTS IN HARDWARE AND/OR SOFTWARE IS LIMITED TO REPAIR OR REPLACEMENT AS SET FORTH IN THIS WARRANTY. J5CREATE'S LIABILITY DOES NOT EXTEND BEYOND THE REMEDIES PROVIDED FOR IN THIS LIMITED WARRANTY, AND J5CREATE DOES NOT ACCEPT LIABILITY FOR CONSEQUENTIAL OR INCIDENTAL DAMAGES, FOR THIRD-PARTY CLAIMS AGAINST YOU FOR DAMAGES, FOR PRODUCTS NOT BEING AVAILABLE FOR USE, OR FOR LOST OR DAMAGED DATA OR SOFTWARE. J5CREATE DOES NOT WARRANT THAT THE OPERATION OF ANY J5CREATE PRODUCT WILL BE UNINTERRUPTED OR ERROR FREE. J5CREATE'S LIABILITY IN ANY SITUATION WILL BE NO MORE THAN THE AMOUNT YOU PAID FOR THE SPECIFIC PRODUCT THAT IS THE SUBJECT OF A CLAIM. THIS IS THE MAXIMUM AMOUNT FOR WHICH WE ARE RESPONSIBLE.

EXCEPT FOR THE EXPRESS WARRANTIES CONTAINED IN THIS WARRANTY AND TO THE EXTENT NOT PROHIBITED BY LAW, J5CREATE DISCLAIMS ALL OTHER WARRANTIES AND CONDITIONS, EXPRESS OR IMPLIED, STATUTORY OR OTHERWISE, INCLUDING WITHOUT LIMITATION, WARRANTIES OF MERCHANTABILITY, MERCHANTABLE QUALITY AND FITNESS FOR A PARTICULAR PURPOSE AND WARRANTIES AND CONDITIONS AGAINST HIDDEN OR LATENT DEFECTS. SOME STATES, PROVINCES, JURISDICTIONS OR COUNTRIES DO NOT ALLOW DISCLAIMERS OF IMPLIED WARRANTIES AND CONDITIONS, SO THIS DISCLAIMER MAY NOT APPLY TO YOU.

TO THE EXTENT SUCH WARRANTIES AND CONDITIONS CANNOT BE DISCLAIMED UNDER THE LAWS OF THE UNITED STATES, CANADA (AND ITS PROVINCES) OR OTHERWISE, J5CREATE LIMITS THE DURATION AND REMEDIES OF SUCH WARRANTIES AND CONDITIONS TO THE DURATION OF THIS EXPRESS LIMITED WARRANTY AND, AT J5CREATE'S OPTION, REPAIR OR REPLACEMENT SERVICES. SOME STATES, PROVINCES, JURISDICTIONS OR COUNTRIES MAY NOT ALLOW LIMITATIONS ON HOW LONG AN IMPLIED WARRANTY OR CONDITION MAY LAST, SO THE LIMITATION DESCRIBED ABOVE MAY NOT APPLY TO YOU.

NO WARRANTIES OR CONDITIONS, WHETHER EXPRESS OR IMPLIED, WILL APPLY AFTER THE LIMITED WARRANTY PERIOD HAS EXPIRED. SOME STATES, PROVINCES, JURISDICTIONS OR COUNTRIES DO NOT ALLOW LIMITATIONS ON HOW LONG AN IMPLIED WARRANTY OR CONDITION LASTS, SO THIS LIMITATION MAY NOT APPLY TO YOU.

WARRANTY SUPPORT ONLY APPLIES WHEN THE COVERED PRODUCT IS LOCATED WITHIN THE COUNTRY IN WHICH J5CREATE ORIGINALLY SOLD THE SYSTEM, AS REFLECTED IN J5CREATE'S RECORDS. IF YOU NEED SUPPORT FOR THE PRODUCT OUTSIDE OF THE COUNTRY OF ORIGIN (FOR EXAMPLE, WHILE TRAVELING, OR IF THE SYSTEM HAS BEEN RELOCATED TO A NEW COUNTRY), THEN J5CREATE MAY OFFER YOU OTHER SUPPORT OPTIONS FOR AN ADDITIONAL CHARGE.

For more information please visit our website at <http://www.j5create.com>  
Copyright© 2022 j5create. All rights reserved. All trade names are registered trademarks of their respective owners. Features and specifications are subject to change without notice. Product may not be exactly as shown in the diagrams.

## STOP!

If you have any problems with this product, please contact our technical support team for assistance.


## TECHNICAL SUPPORT

- **Customer Service:** 888-988-0488
- **Technical Support:** 888-689-4088
- **Email:** [service@j5create.com](mailto:service@j5create.com)

USB-C and USB are trademarks of USB Implementers Forum, Inc., its affiliates or its respective owners, registered or used in many jurisdictions worldwide. HDMI is a trademark of HDMI Licensing Administrator, Inc., its affiliates or its respective owners, registered or used in many jurisdictions worldwide. Mac, MacBook Pro, and MacBook Air are trademarks of Apple Inc., its affiliates or its respective owners, registered or used in many jurisdictions worldwide. DisplayPort and DP are trademarks of Video Electronics Standards Association, its affiliates or its respective owners, registered or used in many jurisdictions worldwide. Intel and Thunderbolt are trademarks of Intel Corporation, its affiliates or its respective owners, registered or used in many jurisdictions worldwide. NVMe is a trademark of NVM Express Inc., its affiliates or its respective owners, registered or used in many jurisdictions worldwide. PCIe is a trademark of PCI-SIG, its affiliates or its respective owners, registered or used in many jurisdictions worldwide. Other trademarks and trade names may be used in this document to refer to either the entities claiming the marks and/or names or their products and are the property of their respective owners. All company, product and service names used are for identification purposes only. Use of these names, logos, and brands does not imply endorsement. We disclaim any interest in the marks of others.

---

## Documents / Resources

	<p><a href="#">j5create JCD552 USB C Dual 4K 60Hz Display Docking Station 12 In 1</a> [pdf] Installation Guide</p> <p>JCD552, JCD552P, JCD552 USB C Dual 4K 60Hz Display Docking Station 12 In 1, JCD552, USB C Dual 4K 60Hz Display Docking Station 12 In 1, 4K 60Hz Display Docking Station 12 In 1, Display Docking Station 12 In 1, Docking Station 12 In 1, Station 12 In 1</p>
---	--

## References

- j5 [j5create International](#)
- [User Manual](#)