



J-TECH DIGITAL JTD-648 2 Input HDMI 2.1 Switch User Manual

[Home](#) » [J-TECH DIGITAL](#) » J-TECH DIGITAL JTD-648 2 Input HDMI 2.1 Switch User Manual 

Contents

- [1 J-TECH DIGITAL JTD-648 2 Input HDMI 2.1 Switch](#)
- [2 Introduction](#)
- [3 Features](#)
- [4 Package Contents](#)
- [5 Specifications](#)
- [6 Operation Controls and Functions](#)
- [7 Application Example](#)
- [8 Documents / Resources](#)
- [9 Related Posts](#)



J-TECH DIGITAL JTD-648 2 Input HDMI 2.1 Switch



Thank you for purchasing this product

For optimum performance and safety, please read these instructions carefully before connecting, operating or adjusting this product. Please keep this manual for future reference.

Surge protection device recommended

This product contains sensitive electrical components that may be damaged by electrical spikes, surges, electric shock, lightning strikes, etc. Use of surge protection systems is highly recommended in order to protect and extend the life of your equipment.

Introduction

The J-Tech Digital JTECH-8KSW02 8K 2 Input HDMI 2.1 Switch with dual outputs can not only switch between the two HDMI 2.1 input signals, but can also distribute the signal to two displays simultaneously. The JTECH-8KSW02 supports video resolutions up to 8K@60Hz 4:2:0. Able to be used either as a splitter or a switcher, this multi-function product can be utilized in a wide array of applications such as conference rooms, residential Audio-Video distribution and other occasions requiring for 8K signal splitting and switching.

Features

- HDMI 2.1 and HDCP 2.3 Compliant
- 40 Gb/s Video Bandwidth
- Supports Video Resolutions up to 8K@60Hz 4:2:0
- Supports HDR | HDR10 | HDR10+ | Dolby Vision | ALLM (Auto Low Latency Mode) | VRR (Variable Refresh Rate)
- Supported HDMI Audio Formats: LPCM 7.1CH | Dolby TrueHD | DTS-HD Master Audio
- 2x1 Switch with Dual Outputs
- Build-in Equalizer, Retiming and Driver
- Auto EDID management
- Compact design for easy and flexible installation

Package Contents

- 1 x J-Tech Digital JTECH-8KSW02 Switch with Dual Outputs

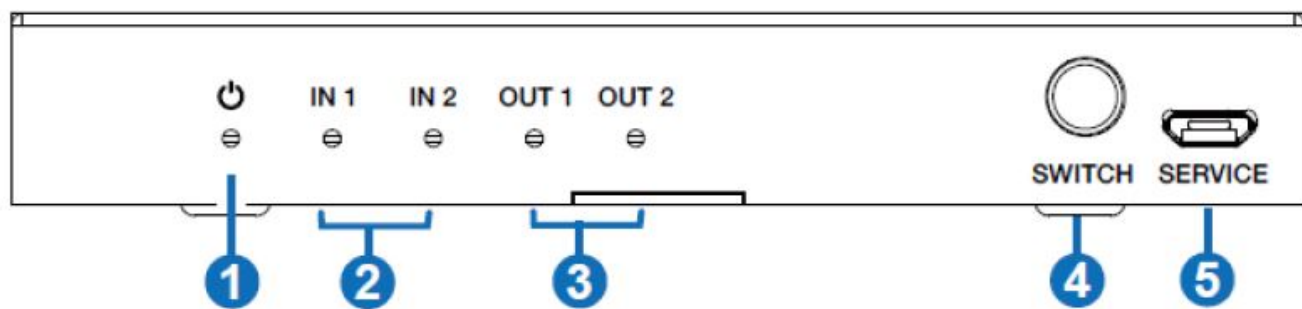
- 1 × 5V/1A Integrated Power Adaptor
- 1 × User Manual

Specifications

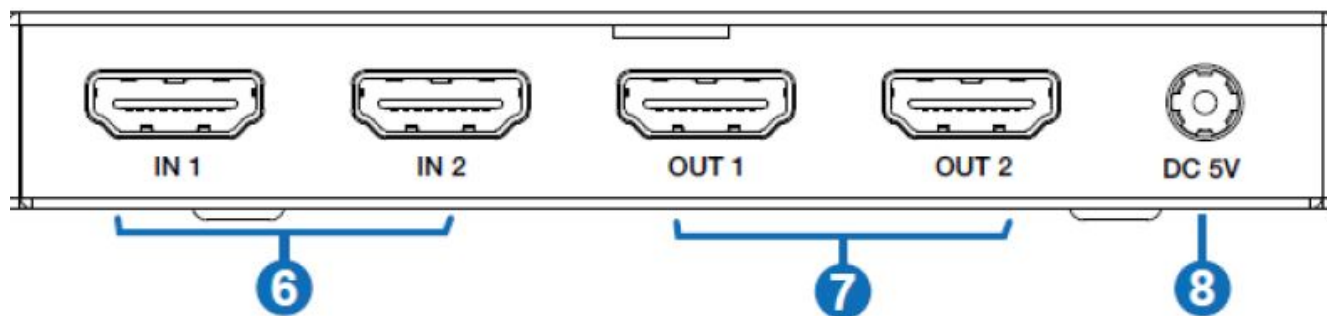
Technical	
HDMI Compliance	HDMI 2.1
HDCP Compliance	HDCP 2.3
Video Bandwidth	40Gbps
Video Resolution	Up to 8K@60Hz YCBCR 4:2:0 10bit 8K30 RGB/YCBCR 4:4:4 10bit 4K120 RGB/YCBCR 4:4:4 10bit
Color Depth	8-bit, 10-bit, 12-bit
Color Space	RGB, YCbCr 4:4:4 / 4:2:2. YCbCr 4:2:0
HDMI Audio Formats	LPCM Dolby Digital/Plus/EX Dolby True HD DTS DTS-EX DTS-96/24 DTS High Res DTS-HD Master Audio DSD
Connection	
Input	2 × HDMI IN [Type A, 19-pin female]
Output	2 × HDMI OUT [Type A, 19-pin female]

Control	1 × SERVICE [Micro USB, Update port]
Mechanical	
Housing	Metal Enclosure
Dimensions (W x D x H)	4.52 in × 2.68 in × 0.71 in
Weight	0.49 lbs
Power Supply	Input: AC100 – 240V 50/60Hz Output: DC 5V/1A(US/EU standards CE/FC C/UL certified)
Power Consumption	2.25W (Max)
Operation Temperature	0°C ~ 40°C 32°F ~ 104°F
Storage Temperature	-20°C ~ 60°C -4°F ~ 140°F
Relative Humidity	20~90% RH (non-condensing)

Operation Controls and Functions



Rear Panel

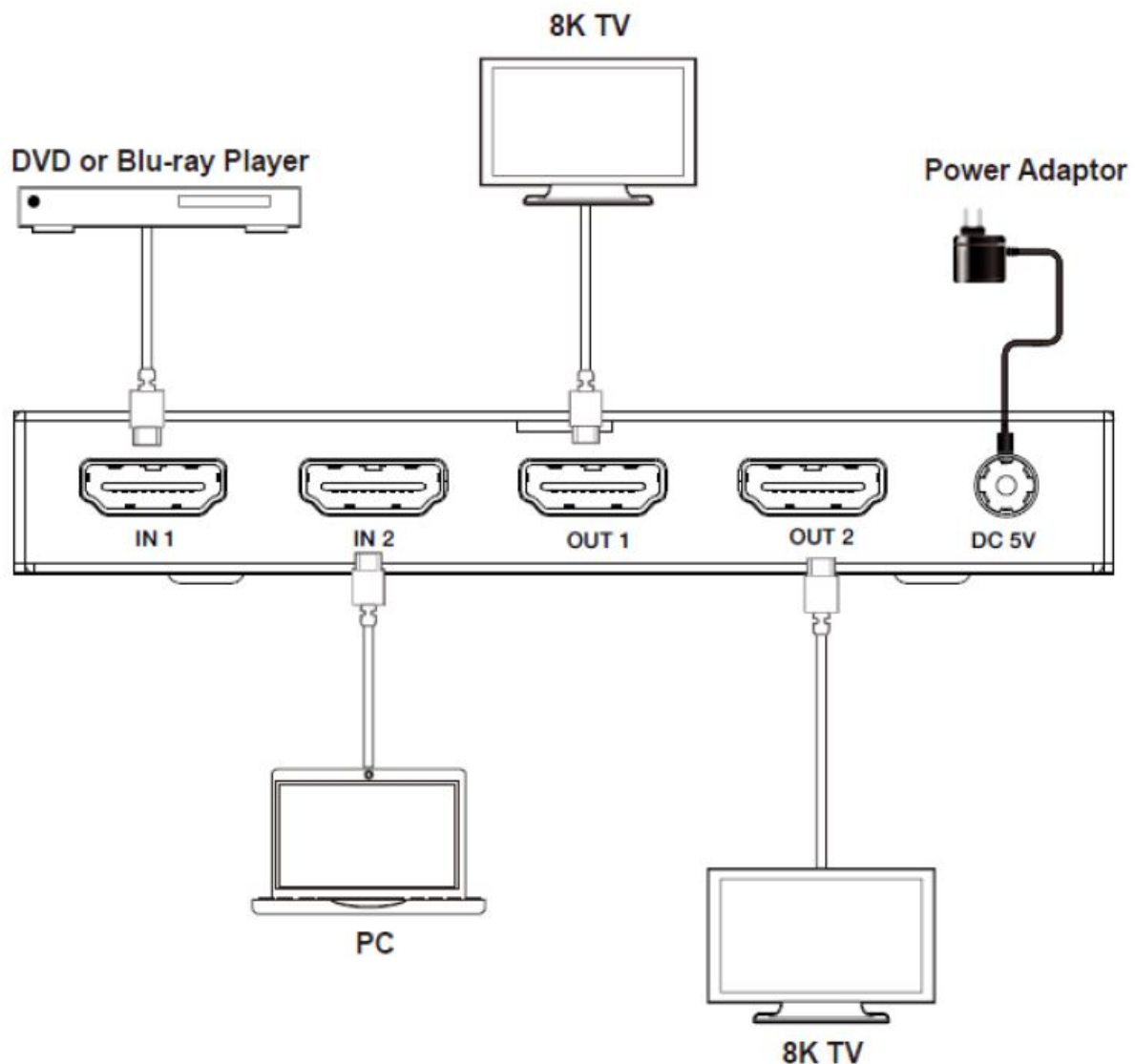


No.	Name	Function Description
1	POWER LED	When the device is powered on, the red LED will be on.
2	IN LED (1-2)	When the HDMI IN 1/2 port connects to an active sourcedevice, the corresponding green LED will illuminate.
3	OUT LED(1- 2)	When the HDMI OUT 1/2 port connects to an active display device, the corresponding green LED will illuminate.
4	SWITCH	Pressing this button will allow the device to switch between the two HDMI input signals and distribute it to two displayssimultaneously.
5	SERVICE	Firmware update port.
6	IN (1-2) port	HDMI signal input port – connect to HDMI source device suchas DVD or PS5 with an HDMI cable.
7	OUT (1-2) port	HDMI signal output port, connect to HDMI display devicesuch as TV or Monitor with an HDMI cable.
8	DC 5V	DC 5V Power input port.

Note:

1. When the device is powered on both OUT1 and OUT2 will default to output the source signal from the IN1 port.
2. The device supports memory function in case of power-down.
3. AUTO SWITCH: When there is no input signal, empty switching is allowed; when an input signal detected, the device will switch to the last source signal automatically.
4. Ports IN1, IN2, and OUT1 support CEC function.
5. After comparing the EDID of both output display devices, the JTECH-8KSW02 will pass the EDID of the lower resolution display.
6. When the software needs to be updated, it can be updated through the SERVICE port.

Application Example



TECHDIGITAL

WWW.JTECHDIGITAL.COM

PUBLISHED BY J – TECH DIGITAL. INC.
12803 PARK ONE DRIVE SUGAR LAND. T X 77478

Documents / Resources



[J-TECH DIGITAL JTD-648 2 Input HDMI 2.1 Switch](#) [pdf] User Manual

JTECH-8KSW02, JTD-648, JTD-648 2 Input HDMI 2.1 Switch, 2 Input HDMI 2.1 Switch, HDMI 2.1 Switch, 2.1 Switch