



## J-TECH DIGITAL JTD-320 Wireless RF Key Finder User Manual

[Home](#) » [J-TECH DIGITAL](#) » J-TECH DIGITAL JTD-320 Wireless RF Key Finder User Manual 

J-TECH DIGITAL JTD-320 Wireless RF Key Finder



## Contents

- [1 Introduction](#)
- [2 Product Diagrams](#)
  - [2.1 Battery Installation](#)
  - [2.2 Operation](#)
  - [2.3 Specifications](#)
  - [2.4 Customer Support](#)
- [3 Documents / Resources](#)
- [4 Related Posts](#)

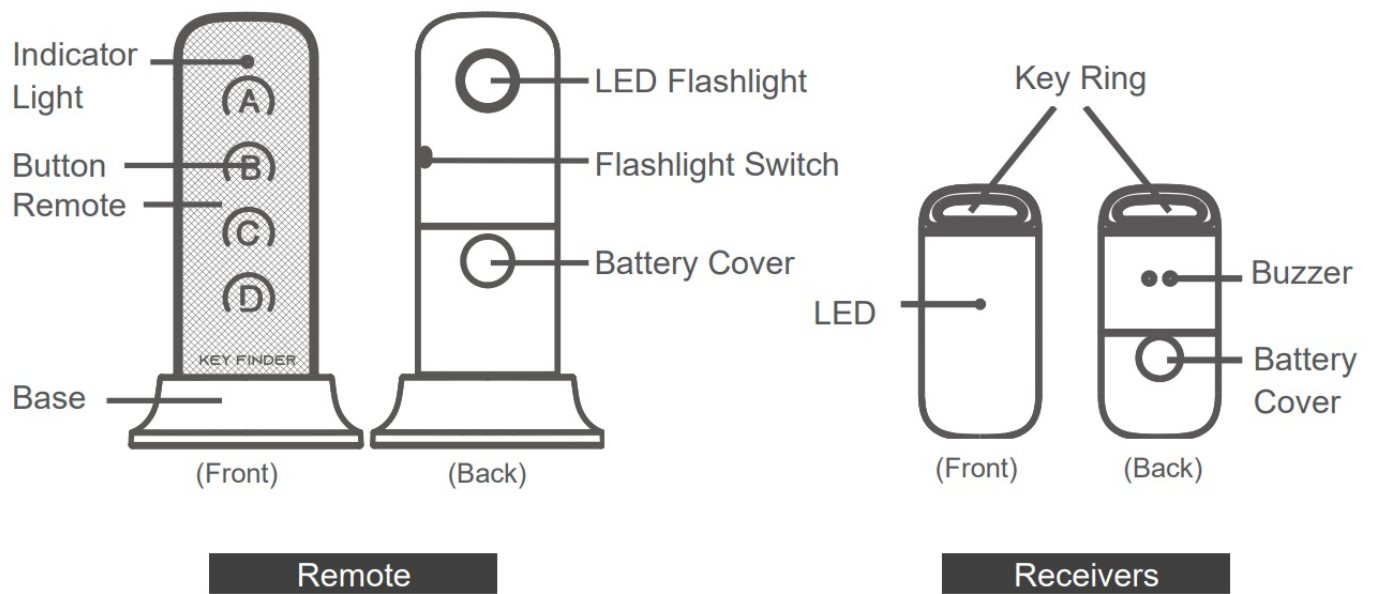
## Introduction

The J-Tech Digital JTD-KF4F key finder can help you find lost keys, remotes, eyeglasses and other easily misplaced items quickly. Simply press one of the color-coded buttons on the remote and the corresponding receiver will beep loudly for 5 seconds, leading you to your missing item.

The JTD-KF4F also features an LED flashlight. The ON/OFF switch is located on the right side of the remote and allows you to turn on and off the LED flashlight easily. This becomes extremely handy when you need to find something in the dark.

The JTD-KF4F includes a docking base for the transmitter remote to be store while not in use. The transmitter is removable from the base and can be carried with you to find lost items.

## Product Diagrams



## Battery Installation

### A. Transmitter

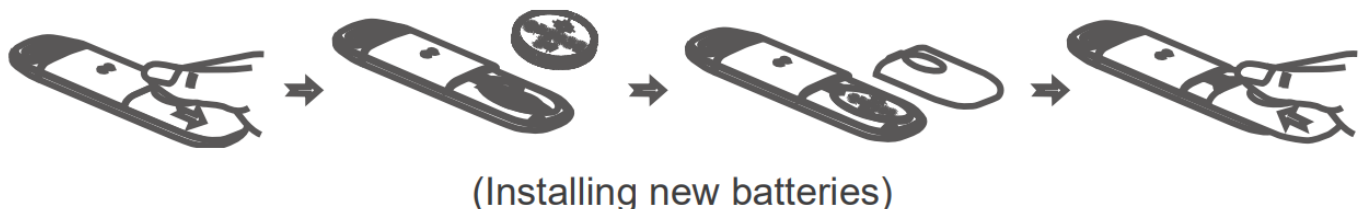
Requires 2 new AAA 1.5V batteries (included).  
Follow the steps below to install batteries into transmitter

1. Remove the battery door located on the back of the remote.
2. Install the batteries according to the (+) and (-) marks inside the battery compartment.
3. Push the battery door back into place.

### B. Receiver

Each receiver requires one CR2032 button cell battery (included).

1. Remove the battery cover located on the back of the receiver.
2. Install the batteries according to the (+) and (-) marks inside the battery compartment.
3. Close the battery cover.



### Warning:

Do not mix old and new batteries.  
Do not mix Alkaline, standard (carbon-zinc) or rechargeable batteries.



Protect the environment and respect the law. Please handle old batteries properly. Never discard batteries by throwing them into a garbage bin.

## Operation

**WARNING: Choking Hazard – Small Parts. Please keep out of children’s reach.**

## Specifications


- Working Range: 98 – 130 Feet (Open Space)
- Sound: > 80dB
- Frequency: 433.92 MHz
- Remote Battery: AAA 1.5V
- Receiver Battery: CR2032

## Customer Support

**J-Tech Digital Inc**  
**12803 Park One Drive**  
**Sugar Land, TX 77478**  
**Tel: 1-888-610-2818**  
**e-mail: [support@jtechdigital.com](mailto:support@jtechdigital.com)**



## Documents / Resources

	<p><b><a href="#">J-TECH DIGITAL JTD-320 Wireless RF Key Finder</a></b> [pdf] User Manual JTD-320, JTD-KF4F, JTD-320 Wireless RF Key Finder, JTD-320, Wireless RF Key Finder, RF Key Finder, Key Finder, Finder</p>
---	---