



J-TECH DIGITAL JTD-302 8K HDMI Audio Extractor User Manual

[Home](#) » [J-TECH DIGITAL](#) » J-TECH DIGITAL JTD-302 8K HDMI Audio Extractor User Manual 

J-TECH DIGITAL JTD-302 8K HDMI Audio Extractor User Manual



Scan the QR code below or visit <https://resource.jtechdigital.com/products/302> to view and access detailed digital resources regarding this unit.



Contents

- [1 Safety Instructions:](#)
- [2 Introduction](#)
- [3 Features](#)
- [4 Specifications](#)
- [5 Package Contents](#)
- [6 Panel Description](#)
- [7 Typical Application](#)
- [8 ARC Function](#)
- [9 Maintenance](#)
- [10 Warranty](#)
- [11 Mail-In Service](#)
- [12 Limited Warranty Limits and Exclusions](#)
- [13 Documents / Resources](#)
 - [13.1 References](#)
- [14 Related Posts](#)

Safety Instructions:

- Before using this product, please carefully read the following safety instructions to ensure its proper use and keep this manual for future reference:
- To prevent electric shock, do not attempt to open the product.
- Only qualified personnel should perform any repairs or maintenance.
- Always place the product on a stable, flat surface to prevent it from falling.
- Do not expose the product to water, moisture, or high-humidity environments to avoid the risk of damage.
- To prevent damage from direct sunlight or high temperatures, do not expose the product to such environments.
- Do not place the product near heat sources like radiators, heat registers, stove, or other heat-producing apparatus.
- Do not place any objects on top of the product to avoid damage.
- Use only the attachments and accessories specified by the manufacturer.
- During lightning storms or prolonged periods of disuse, unplug the power supply to prevent damage.

Introduction

The JTECH-AE8K audio extractor can help users extract an audio signal from an incoming HDMI signal, and send it to an external audio system via HDMI (out), Optical, and/or RCA. It supports up to 8K 60Hz resolution, and supports all of HDMI 2.1 features while being compliant with HDCP 2.3. Easily incorporate the JTECH-AE8K audio extractor within your setup today, and take advantage of the plug and play functionality to send audio to your favorite sound devices.

Features

- The highest video resolution is 8K@60Hz / 4K@120Hz.
- The highest refresh rate is 120Hz.
- Supports HDMI2.1, compliant with HDCP2.3.
- HDMI input and output up to 3 Meters using 8K HDMI cable.
- Supports 12 bit Deep color.

- Supports HDR.
- The maximum bandwidth is 40Gbps

Specifications

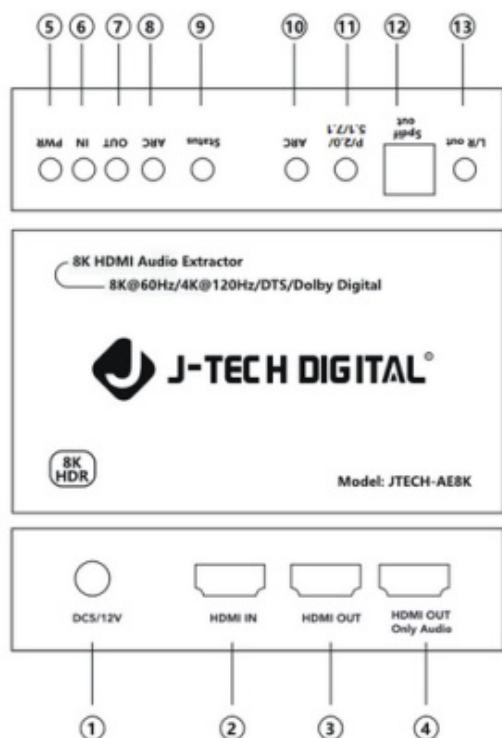
Operating Temperature Range	-10 to +55°C
Operating Humidity Range	10 to 90%RH (No Condensation)
Input Video Signal	0.5-1.5 Volt P-P
Input DDC Signal	5 volts p-p(TTL)
HDMI resolution	8K/4K/1080p/1080i/720p/576p/576i/480p/480i
Video color format	24/30/36 bit deep color
Transmission Distance	HDMI input and output up to 3 Meters by 8K HDMI cable
Power consumption	DC5V2A; 12V/1A
Audio output	L/R+SPDIF+HDMI Out Only Audio
Maximum bandwidth	40Gbps
Storage Temperature range	-20 to +60°C
Storage Humidity range	10 to 95%RH (No Condensation)
Dimension (HxWxD)	96x66x22mm
Net Weight	180g

Note!: Specifications are subject to change without notice, Mass and dimensions are approximate

Package Contents

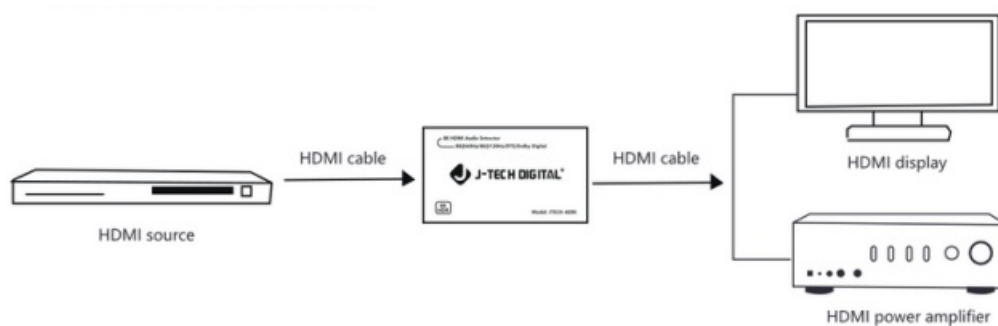
- (1) x JTECH-AE8K audio extractor
- (1) x Power Adapter DC 12V/1A
- (1) x 3.5mm to RCA cable
- (1) x User Manual

Panel Description



1. Power input port
2. HDMI input
3. HDMI output
4. HDMI output only Audio
5. Indicator of power input
6. Indicator of HDMI input
7. Indicator of HDMI output
8. Indicator of ARC
9. Indicator Status: 2.0-Red; 5.1-Blue; 7.1-Purple; Bypass-Off
10. ARC Key
11. 2.0-Bypass-7.1
12. SPDIF output
13. L/R output

Typical Application



ARC Function

Press the ARC button, you can switch the ARC switch, when the ARC signal light is on, the audio currently playing on the TV can be output to the amplifier and other devices through the SPDIF out port of the product equipment, at this time other ports (L/R OUT, HDMI OUT Only Audio) are unable to output ARC audio

Note: When connecting to a TV, the TV port must support ARC function and the TV must be set to ARC audio output, otherwise it may not work properly

Maintenance

Clean this unit with a soft, dry cloth. Never use alcohol, paint thinner, or benzene to clean.

Warranty

If your product does not work properly because of a defect in materials or workmanship, our company (referred to as "the warrantor") will, for the length of the period indicated as below, "Parts and Labor (1) Year", which starts with the date of original purchase ("Limited Warranty period"), at its option either (a) repair your product with new or refurbished parts, or (b) replace it with a new or a refurbished product. The decision to repair or replace will be made by the warrantor.

During the "Labor" limited warranty period, there will be no charge for labor. During the "Parts" warranty period, there will be no charge for parts. You must mail-in your product during the warranty period. This Limited Warranty is extended only to the original purchaser and only covers products purchased as new. A purchase receipt or other proof of original purchase date is required for Limited Warranty service.

Mail-In Service

When shipping the unit, carefully pack and send it prepaid, adequately insured, and preferably in the original carton. Include a letter detailing the complaint and provide a day time phone and/or email address where you can be reached


Limited Warranty Limits and Exclusions

This Limited Warranty ONLY COVERS failures due to defects in material or workmanship, and DOES NOT COVER normal wear and tear or cosmetic damage. The Limited Warranty ALSO DOES NOT COVER damages which occurred in shipment, or failures which are caused by products not supplied by warrantor, or failures which result from accidents, misuse, abuse, neglect, mishandling, misapplication, alteration, faulty installation, set-up adjustments, misadjustment of consumer controls, improper maintenance, power line surge, lightning damage, modification, or service by anyone other than a Factory Service center or other Authorized Service center, or damage that is attributed to acts of God.

There are no express warranties except as listed under "Limited Warranty Coverage". The warrantor is not liable for incidental or consequential damages resulting from the use of this product or arising out of any breach of this warranty. (As examples, this excludes damages for lost time, cost of having someone remove or re-install an installed unit if applicable, travel to and from the service, loss of or damage to media or images, data or other recorded content. The items listed are not exclusive but are for illustration only). Parts and service, which are not covered by this limited warranty, are your responsibility



Documents / Resources

 The image shows the front cover of a user manual for the J-TECH DIGITAL JTD-302 8K HDMI Audio Extractor. The cover is white with a black border. At the top left is the J-TECH DIGITAL logo. Below it, the text 'USER MANUAL' is printed. In the center is a black photograph of the device, which is a small, rectangular, black box with a silver front panel. Below the photo, the text '8K HDMI AUDIO EXTRACTOR' and 'JTD-302 8K HDMI-AE8K' are printed. At the bottom left is the HDMI logo and the text 'HDMI CEC'. At the bottom right, there is a small block of text: 'J-TECH DIGITAL INC. 10000 WILLOW CREEK DRIVE, SUITE 100, VANCOUVER, BC V6V 1W6, CANADA. WWW.J-TECHDIGITAL.COM'.	<p>J-TECH DIGITAL JTD-302 8K HDMI Audio Extractor [pdf] User Manual</p> <p>JTECH-AE8K, JTD-302 8K HDMI Audio Extractor, 8K HDMI Audio Extractor, HDMI Audio Extractor, Audio Extractor, Extractor</p>
---	---

References

- [B J-Tech Digital ® Official Site | Professional AV Solution Provider](#)
- [J-Tech Digital 8K HDMI Audio Extractor](#)
- [User Manual](#)