




# J-TECH DIGITAL JTD-2994 HDMI Over Ethernet Extender User Manual

[Home](#) » [J-TECH DIGITAL](#) » J-TECH DIGITAL JTD-2994 HDMI Over Ethernet Extender User Manual 

## Contents

- [1 J-TECH JTD-2994 HDMI Over Ethernet Extender](#)
- [2 Product Information](#)
- [3 Features](#)
- [4 Specifications](#)
- [5 Package Contents](#)
- [6 Panel Description](#)
- [7 Connecting and Operating](#)
- [8 Typical Application](#)
- [9 Maintenance](#)
- [10 Warranty](#)
- [11 Mail-In Service](#)
- [12 Limited Warranty Limits and Exclusions](#)
- [13 Documents / Resources](#)
  - [13.1 References](#)
- [14 Related Posts](#)



**J-TECH JTD-2994 HDMI Over Ethernet Extender**



## Product Information

- **Product Name:** JTD-2994 | JTECH-EX100M2
- **Manufacturer:** J-TECH DIGITAL INC.
- **Address:** 9807 Emily Lane, Stafford, TX 77477
- **Contact Information:** Tel: 1-888-610-2818, Email: support@jtechdigital.com

## Features

- Extends HDMI signal up to 328ft (100m) over single CAT5E/CAT6.
- The highest video resolution is 1080P 60Hz (YUV444).
- HDMI1.4, HDCPI.4.
- Supports infrared extension transmission control.
- H.265 encoding, low bandwidth and high image quality.
- Low power consumption, less than 2w

## Specifications

- Operating Temperature Range -20°C – 70°C
- Operating Humidity Range 5 – 80% RH (No Condensation)
- Input Video Signal 0.5 – 1.0V p\_p
- Input DDC Signal 5V p-p (TTL)
- Supported Video Format TV: 1920 x 1080P 60/50/30Hz; 1280 x 720
  - 60/50Hz; 1080i 60Hz
  - PC: 1920x 1080; 1600x 1050; 1600x
  - 900; 1440 X 900; 1400 X 1050; 1360 X
  - 768; 1280 X 720; 1024 X 768
- Video Output HDMI
- Transmission Distance 328ft. (100m) over Cat5e/6
- Power Consumption Transmitter: 2W (Max)

- Receiver: 2W (Max)
- IR Frequency 8 – 56kHz
- Dimensions (L x W x H) 130mm x 75mm x 28mm
- 5.12" X 2.95" X 1.10"
- Net Weight Transmitter: 0.5lbs.
- Receiver: 0.51 lbs.
- Transmitter IP Address; 192.168.101. 110 {MAC Address: Not Fixed}
- Receiver IP Address; Not Fixed {MAC Address: Not Fixed}

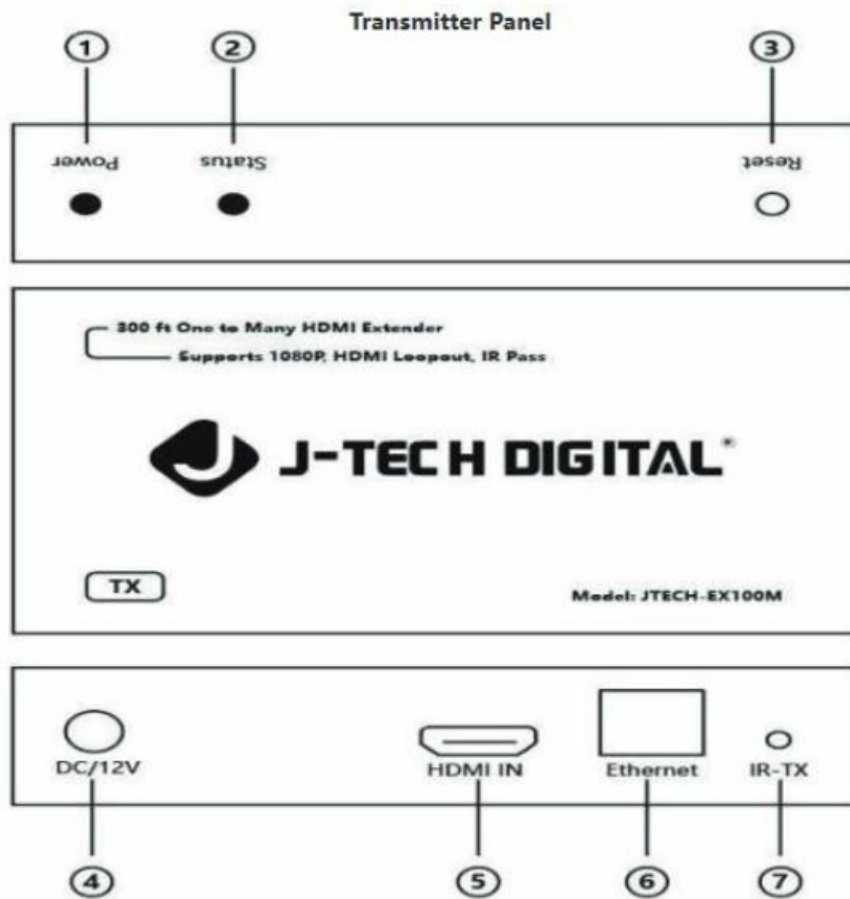
## **Package Contents**

- (1) x Transmitter
- (1) x Receiver
- (2) x DC 12V/1A Power Adapters
- (1) x IR TX Cable
- (1) x IR RX Cable
- (1) x User Manual

## **Panel Description**

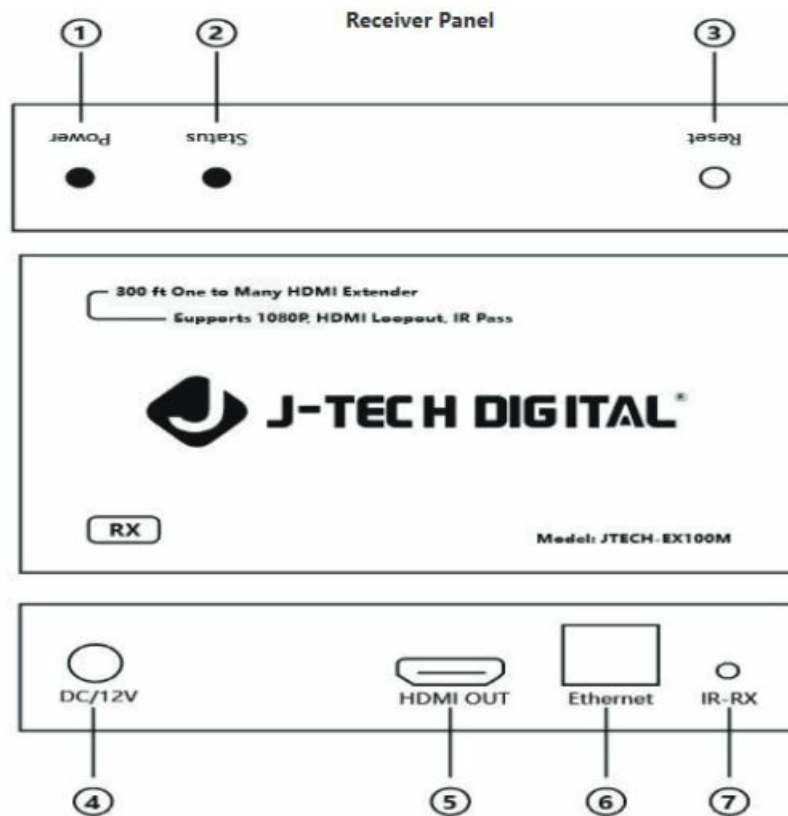
### **Transmitter Panel**

1. Indicator of power input
2. Status of signal connection
3. Reset button
4. Power input port
5. HDMI input
6. Ethernet port
7. IR-TX port



## Receiver Panel

1. Indicator of power input
2. Status of signal connection
3. Reset button
4. Power input port
5. HDMI output
6. Ethernet port
7. IR-RX port



## Connecting and Operating

Follow the steps below to connect and operate the product:

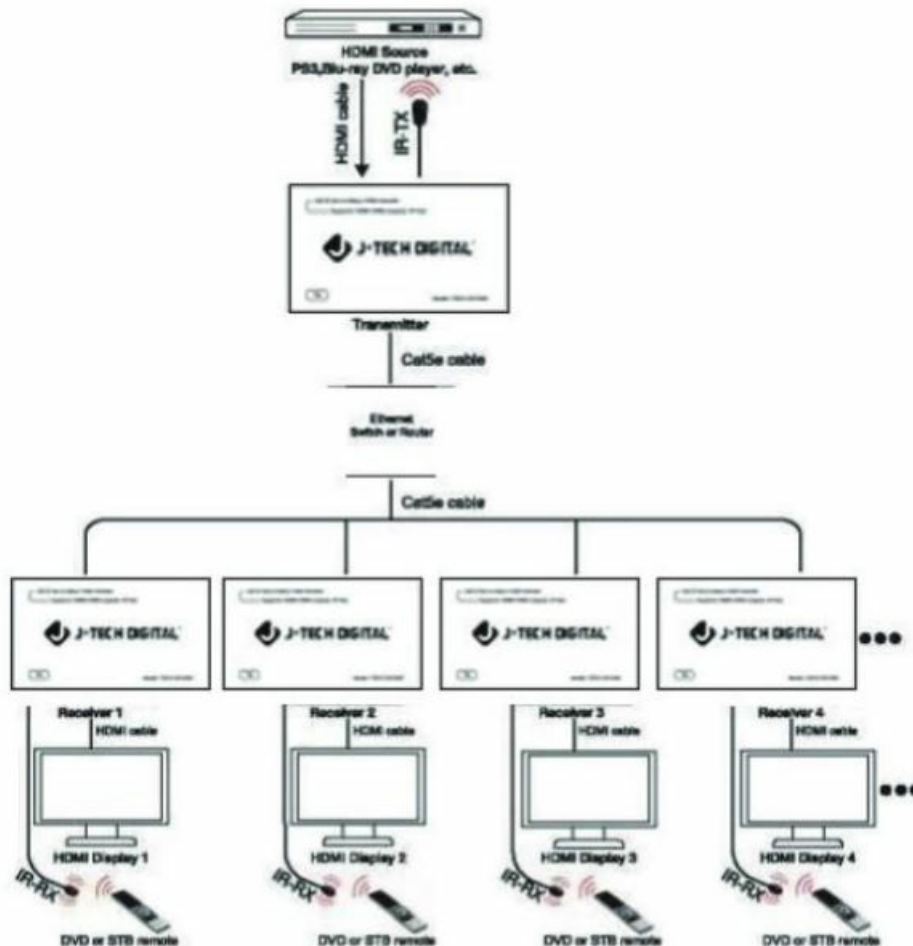
- Connect the HDMI signal source (Such as DVD, STB etc.) to HDMI Transmitter.
- Connect CAT5e or 6 cables to both the Ethernet of the transmitter and Ethernet port of the Receiver. (The cables must follow the standard of EIA-TIA 5688).
- Connect the HDMI display (Such as HD-LCD, HD-DLP) into the Receiver.
- Connect the power supply into Power port.
- Connect the IR TX receiving cables into IR TX port on the back panel and affix the emitter onto the source IR windows.
- Connect IR-RX cable into IR-RX port on the receiver and affix the IR receiver in direct line of site with the handheld remote control. It is recommended to affix the receiver on the display frame /bezel or the display stand.

## Typical Application

### 1. One to One



### 2. One to more



Note : Connect HDMI Transmitter port and Receiver ports to the Ethernet Switch

## Maintenance

Clean this unit with a soft, dry cloth. Never use alcohol, paint thinner, or benzene to clean.

## Warranty

If your product does not work properly because of a defect in materials or workmanship, our company (referred to as "the warrantor") will, for the length of the period indicated as below, "Parts and Labor (1) Year", which starts with the date of original purchase ("Limited Warranty period"), at its option either (a) repair your product with new or refurbished parts, or (b) replace it with a new or a refurbished product. The decision to repair or replace will be made by the warrantor. During the "Labor" limited warranty period, there will be no charge for labor. During the "Parts" warranty period, there will be no charge for parts. You must mail-in your product during the warranty period. This Limited Warranty is extended only to the original purchaser and only covers products purchased as new. A purchase receipt or other proof of original purchase date is required for Limited Warranty service

## Mail-In Service

When shipping the unit, carefully pack and send it prepaid, adequately insured, and preferably in the original carton. Include a letter detailing the complaint and provide a day time phone and/or email address where you can be reached.

## Limited Warranty Limits and Exclusions

This Limited Warranty ONLY COVERS failures due to defects in material or workmanship, and DOES NOT COVER normal wear and tear or cosmetic damage. The Limited Warranty ALSO DOES NOT COVER damages


which occurred in shipment, or failures which are caused by products not supplied by warrantor, or failures which result from accidents, misuse, abuse, neglect, mishandling, misapplication, alteration, faulty installation, set-up adjustments, mis-adjustment of consumer controls, improper maintenance, power line surge, lightning damage, modification, or service by anyone other than a Factory Service center or other Authorized Servicer, or damage that is attributed to acts of God.

THERE ARE NO EXPRESS WARRANTIES EXCEPT AS LISTED UNDER "LIMITED WARRANTY COVERAGE". THE WARRANTOR IS NOT LIABLE FOR INCIDENTAL OR CONSEQUENTIAL DAMAGES RESULTING FROM THE USE OF THIS PRODUCT, OR ARISING OUT OF ANY BREACH OF THIS WARRANTY. (As examples, this excludes damages for lost time, cost of having someone remove or re-install an installed unit if applicable, travel to and from the service, loss of or damage to media or images, data or other recorded content. The items listed are not exclusive, but are for illustration only.) PARTS AND SERVICE, WHICH ARE NOT COVERED BY THIS LIMITED WARRANTY, ARE YOUR RESPONSIBILITY.

## Contact Information

- [WWW.JTECHDIGITAL.COM](http://WWW.JTECHDIGITAL.COM)
- PUBLISHED BY J-TECH DIGITAL INC. 9807 EMILY LANE STAFFORD, TX 77477
- TEL: 1-888-610-2818
- E-MAIL: [SUPPORT@JTECHDIGITAL.COM](mailto:SUPPORT@JTECHDIGITAL.COM)
- Website: [www.jtechdigital.com](http://www.jtechdigital.com)
- Email: support@jtechdigital.com
- Phone: 1-888-610-2818

## Documents / Resources

	<p><a href="#">J-TECH DIGITAL JTD-2994 HDMI Over Ethernet Extender</a> [pdf] User Manual JTD-2994, JTECH-EX100M2, JTD-2994 HDMI Over Ethernet Extender, JTD-2994, HDMI Over Ethernet Extender, Over Ethernet Extender, Ethernet Extender, Extender</p>
-------------------------------------------------------------------------------------	------------------------------------------------------------------------------------------------------------------------------------------------------------------------------------------------------------------------------------------------------------

## References

- [B J-Tech Digital ® Official Site | Professional AV Solution Provider](#)