

J BURROWS Elite MK400 Wireless Keyboard Mouse Combo Instruction Manual

J BURROWS Elite MK400 Wireless Keyboard Mouse Combo

Contents

- [1 Contents](#)
- [2 Functions](#)
 - [2.1 Note](#)
- [3 Installation Guide – 2.4GHz Connectivity](#)
- [4 Installation Guide – Bluetooth Connectivity](#)
- [5 Indicator Light](#)
- [6 Specifications](#)
- [7 Documents / Resources](#)
 - [7.1 References](#)
- [8 Related Posts](#)

Contents

1. Keyboard
2. Mouse
3. USB-A receiver
4. Instruction manual
5. Quick start guide
6. Charging cable



x1



x1



x1



x1



x1



x1

Functions

The shortcut keys are shortcuts to various functions on your device. They are located on the top row of the keyboard.

Note

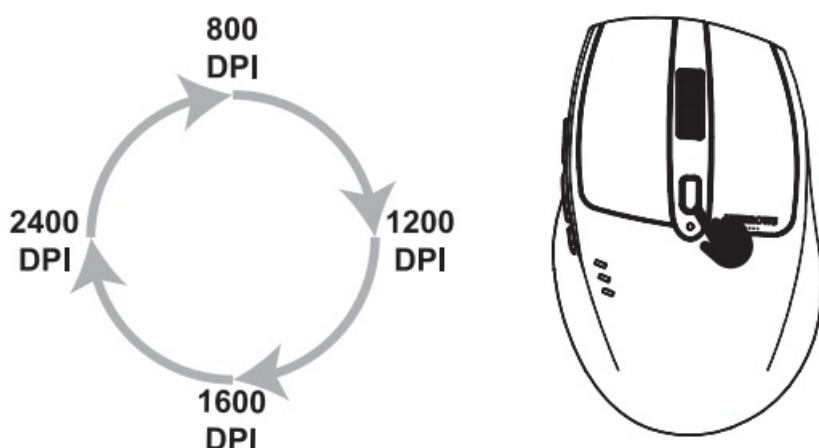
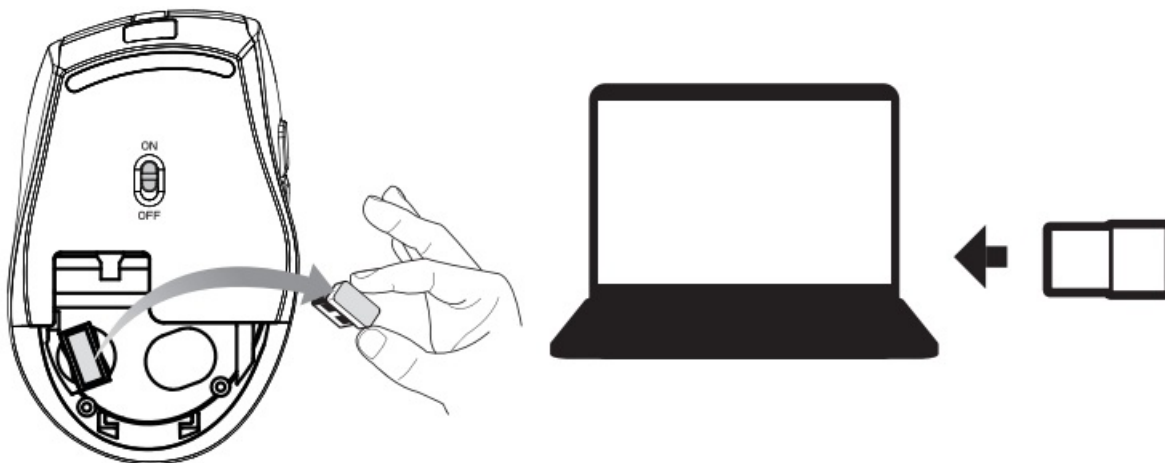
1. Direct to press ESC to F12 for multimedia function. Press Fn+ESC to F12, the F-keys have function.
2. The multimedia keys may vary depending on the versions of Windows, Android, iOS and MacOS.

Installation Guide – 2.4GHz Connectivity



Take out USB receiver from the receiver compartment of the mouse bottom. Turn on the power switch of mouse and keyboard. Plug the USB receiver in computer port.

Remove cover and retrieve USB receiver from the mouse.



Installation Guide – Bluetooth Connectivity

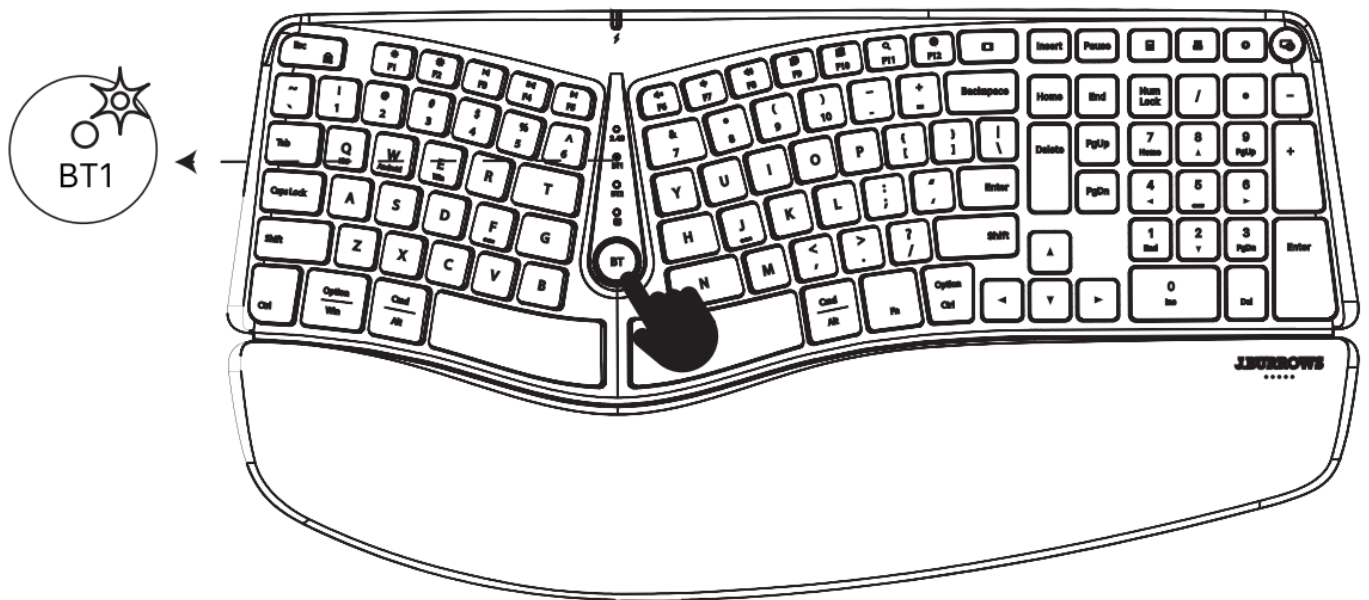


Connecting to bluetooth device 1.

Keyboard:

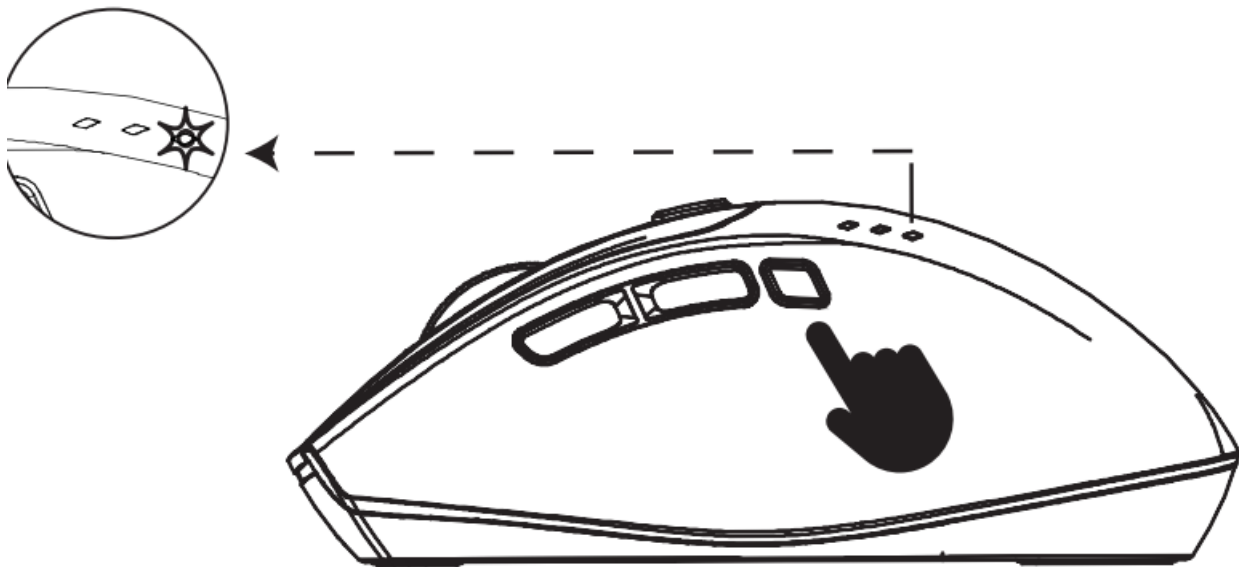


Press BT button and select BT1, the green light flashes once. Hold and press the BT button for 5s to enter Bluetooth pairing mode.



Mouse

Press connect button and select BT1, the white light flashes once. Hold and press the Connect button for 5s to enter Bluetooth pairing mode.



Now it is in Bluetooth pairing mode. Go to Bluetooth setting on your device and select Elite MK400 KB/MS. Follow the onscreen instructions to complete the pairing. The light will turn off once Bluetooth pairing is successful.

Note

Switching bluetooth devices: After setting up connections with up to 2 bluetooth devices, you can switch among them by press BT button on keyboard and connect button on mouse.

Indicator Light


Specifications

- Product Model: Elite MK400

- Officeworks Product Code: JBKB368167
- Bluetooth Version: 4.2
- Rating: 3.7V 2mA keyboard; 3.7V 8mA mouse
- Working Frequency: 2.4GHz
- 3 device connectivity: 2.4GHz x1, Bluetooth 4.2 x 2
- Operating range: 8m
- Receiver: USB-A
- Rechargeable battery: Lithium 500mAh for keyboard
- Rechargeable battery: Lithium 300mAh for mouse
- Dimensions: 449 x 234 x 48 mm keyboard; 108 x 69 x 41 mm mouse
- **System Requirements:**
Windows® 10 or later, Mac OS 10.10 or later
Android™ 10 or later, or iOS system.



Documents / Resources

	<p>J BURROWS Elite MK400 Wireless Keyboard Mouse Combo [pdf] Instruction Manual Elite MK400 Wireless Keyboard Mouse Combo, Elite MK400, Wireless Keyboard Mouse Comb o, Keyboard Mouse Combo, Mouse Combo, Combo</p>
---	--

References

- [User Manual](#)